

SYMPHONY 10 – SYMPHONY AIR SERIES

inches (mm)

60 x 32 x 19 (1525 x 815 x 480) • Fax on Demand #1339

LEFT DRAIN MODEL #AII56032LSYAIR

RIGHT DRAIN MODEL #AII56032RSYAIR



FEATURES

- Air bath system
- Air blower
- Air heating system
- Automatic purge and dry cycle
- Bath-side on/off button
- Integral skirt with removable front access panels
- Integral tile flange
- Slip-resistant floor
- Left or right drain
- Lucite cast acrylic surface
- Limited 10-year warranty

OPTIONS

- Comfort pillow: Biscuit, Black, White
- Bolt-on grab bar(s): Chrome, Oil-Rubbed Bronze, Polished Brass, Brushed Nickel, Color Matched (Biscuit, White)
- Cable drive waste & overflow: Chrome, Oil Rubbed Bronze, Polished Brass, Brushed Nickel, Color Matched (Biscuit, Bone, White)
- Lift & turn waste & overflow: Chrome, Oil Rubbed Bronze, Polished Brass, Brushed Nickel

AQUATIC ADVANTAGE

- National distribution
- 6 manufacturing facilities
- Private fleet
- Centralized customer service
- Field support
- 24-hour fax-on-demand

COLOR & TRIM OPTIONS

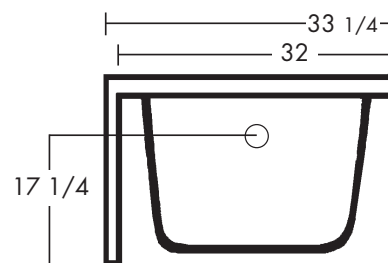
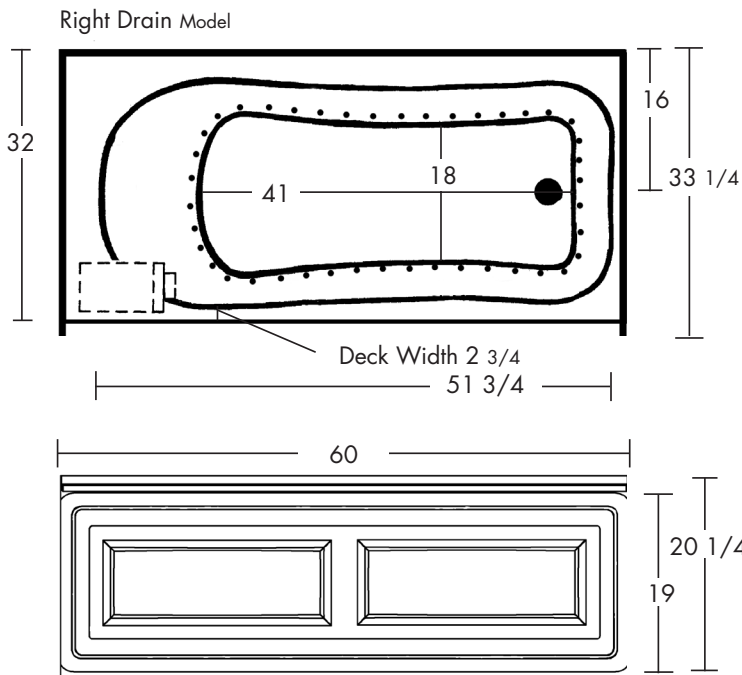
Stock

Almond
Bone
Linen/Biscuit
Sterling Silver
White



SYMPHONY 10

60 x 32 x 19 (1525 x 815 x 480)
inches (mm)



FEATURES lbs (kg) Dimensional Tolerance $\pm 3/8"$. Dimensions needed for site preparation should be measured from the unit. Aquatic assumes no responsibility for preparatory work.

Type and Model #	Material	Air System	Heater	Controls	Drain	Pkg. Wt.
Air Bath #AII56032LSYAIR	Acrylic	Channel	Inline	Pneumatic	Left	161 (70)
Air Bath #AII56032RSYAIR	Acrylic	Channel	Inline	Pneumatic	Right	161 (70)

DIMENSIONS inches (mm)

Width Overall / Net	Depth Overall / Net	Height Overall / Net	Skirt Height
60 (1525)	32 (815)	20 1/4 (515) / 19 (480)	19 (480)

SUMP DATA inches (mm)

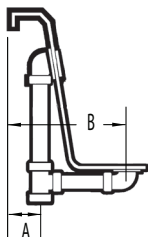
Capacity to Overflow gal (ltr)	Min. Operating Capacity gal (ltr)
53 (200)	42 (160)

PLUMBING DIMENSIONS inches (mm)

A	B
2 1/4 (55)	8 1/2 (215)

ELECTRICAL DATA

Component	Specification	Requirement
Blower/Heater	5 AMP; 120 V	15 AMP; 120V, separate circuit; Class A GFCI



NOTES:

1) Where applicable, utilize cut-out templates packed with unit for deck cutouts.

2) 16 x 20 (405 x 510) minimum access required at pump/blower location(s).

Each Symphony air bath is equipped with an air heating system to raise the temperature of the air entering the bath. This air temperature will be lower than the bathing temperature of the water, but will help reduce rapid decrease in water temperature. In addition, the air coming from the air jets will feel cool against the skin. This system does not heat the water.