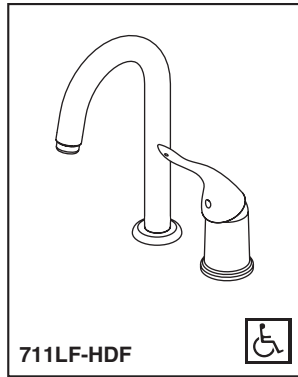
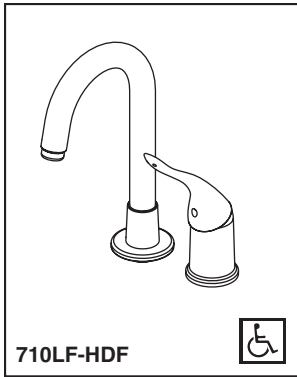


# Bar & Prep Sink Faucets

**HDF<sup>®</sup>**  
COMMERCIAL



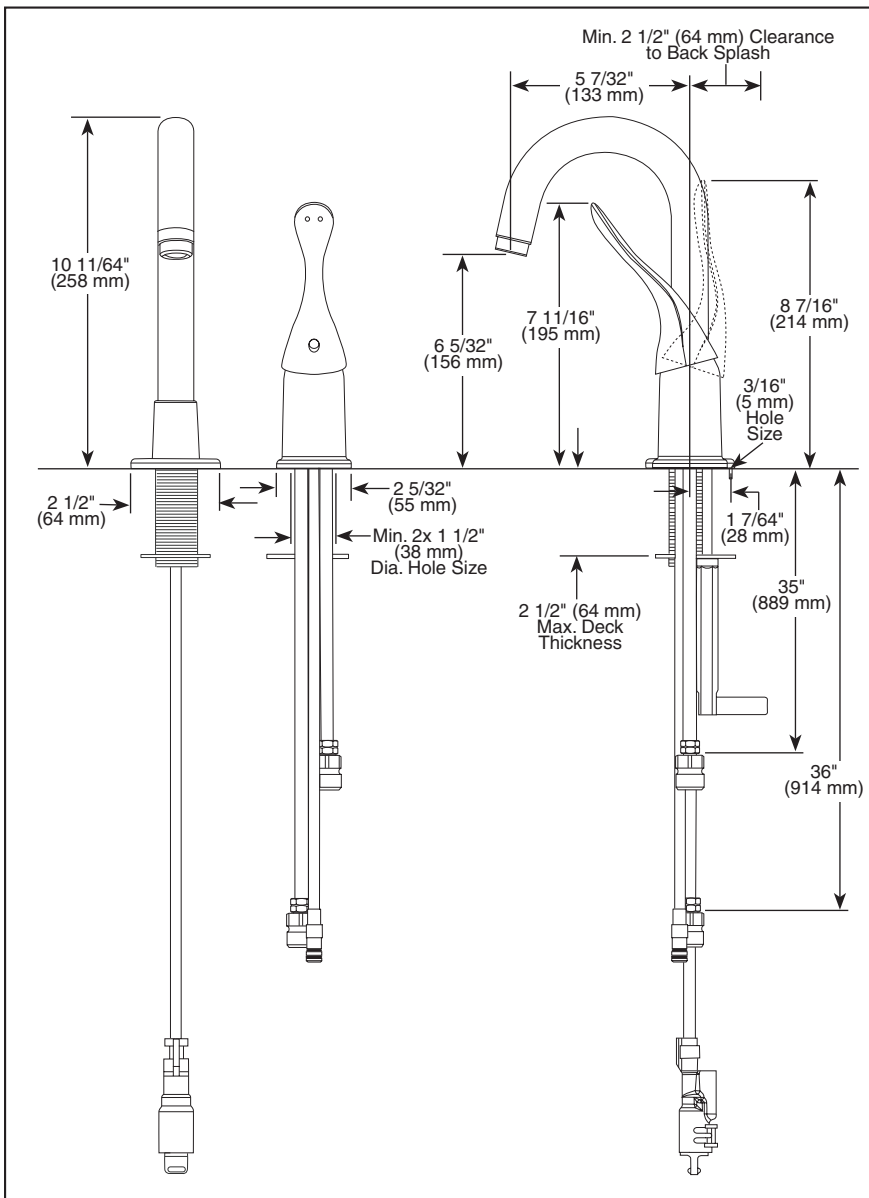
- Single Handle Widespread Deck Mount
- Utility Faucet
- 2 Hole Sink Applications
- PEX Hose Installation

**STANDARD SPECIFICATIONS:**

- Solid fabricated brass body.
- 5" (127 mm) long, 10" (254 mm) high spout swings 180°.
- Lever handle shall return to neutral position when faucet is turned off.
- Red and blue on handle to indicate hot/cold temperature.
- Control mechanism shall be the diamond coated ceramic cartridge.
- 3/8" O.D. straight, staggered copper supply tubes - 35" (889 mm) and 36" (914 mm) long - with 3/8" fittings.
- Maximum flow rate of 1.5 gpm @ 60 PSI (5.7 L/min @ 414 kPa).
- 90 degree rotation with stop (model 711), locked spout (model 710).

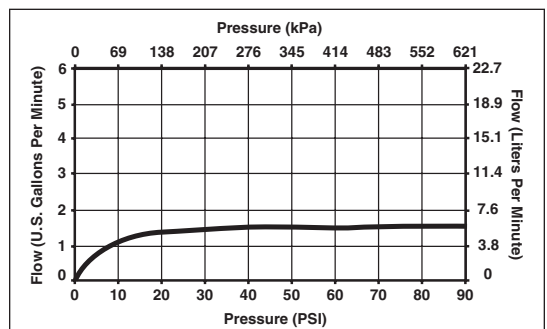
Submitted Model No.: \_\_\_\_\_

Specific Features: \_\_\_\_\_



**COMPLIES WITH:**

- ASME A112.18.1 / CSA B125.1
- Indicates compliance to ICC/ANSI A117.1
- Verified compliant with .25% weighted average Pb content regulations.



Delta reserves the right (1) to make changes in specifications and materials, and (2) to change or discontinue models, both without notice or obligation. Dimensions are for reference only. See current full-line price book or www.specselect.com for finish options and product availability.