

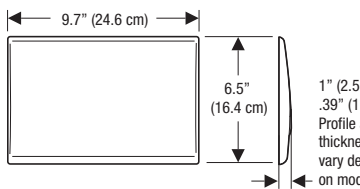
Dual-Flush Actuators for Geberit Sigma Concealed Tanks, 2x6 Installations

Product Specifications

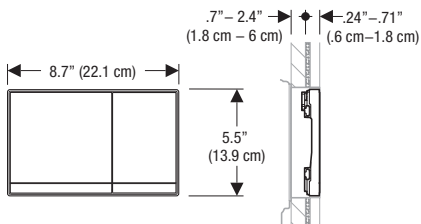
Actuators for concealed tank and carrier system. Actuator flush plates and push buttons shall be zinc die-cast, molded plastic or fabricated stainless steel and plated to guard against scratches. All components shall be compliant with applicable codes and product standards.

Dimensions

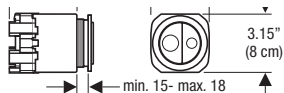
Dual-Flush Actuator Plates and Cover Plates (Fig. 1)



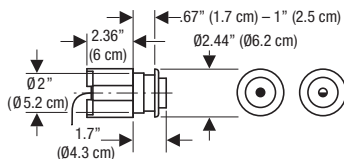
Sigma60 Dual-Flush Actuator Plates (Fig. 2)



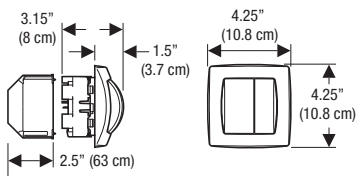
Round Dual-Flush Push Buttons (Fig. 3)



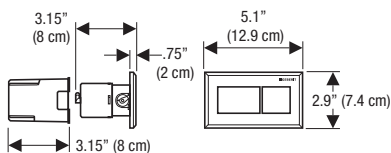
Round Dual-Flush Push Buttons (Fig. 4)



Square Dual-Flush Push Buttons (Fig. 5)



Rectangular Dual-Flush Push Buttons (Fig. 6)



Finishes

Dual-Flush Actuators

Style	Material	Finish	Model No.
	Plastic	Alpine White	115.777.11.1
		Polished Chrome	115.777.21.1
		Matte Chrome	115.777.46.1
		Pergamon	115.777.EP.1
		Satinox	115.777.GM.1
	Plastic	Alpine White	115.770.11.5
		Polished Chrome	115.770.21.5
		Matte Chrome	115.770.46.5
		Pergamon	115.770.EP.5
		Star White	115.770.FR.5
		Satinox	115.770.GM.5
	Metal	Br Ni-Polish-Br Ni*	115.778.ID.1
		Br Ni-Polish-Br Ni*	115.781.ID.1
		Vandal Resistant	
		Br SS-Polish-Br SS*	115.778.SN.1
		Br SS-Polish-Br SS*	115.781.SN.1
	Plastic	Polish-Matte-Polish*	115.778.KH.1
		White-Polish-White*	115.778.KJ.1
		White-Gold-White*	115.778.KK.1
		White-Matte-Matte*	115.778.KL.1
		Black-Polish-Black*	115.778.KM.1
	Die Cast	Customer supplied inlay	115.788.00.1
		Alpine White	115.788.11.1
	Die Cast	Black	115.788.DW.1
		Brushed Chrome	115.788.GH.1
		White Pattern Glass	115.788.SC.1
		Smoke Glass	115.788.SD.1
		Green Satin Glass	115.788.SE.1
		Complete Rough-in and Trim Set	115.792.GH.1
		Rough-In Set***	115.795.21.1
Brushed Chrome Trim Set***	115.796.GH.1		

Cover Plates for use with Push Buttons

	Die Cast	Alpine White	115.765.11.1
		Matte Chrome	115.765.46.1
	Metal	Brushed SS	115.798.00.1

Dual-Flush Push Buttons†

	Round	Plastic	Polished Chrome	115.999.21.1
			Matte Chrome	115.992.46.1
	Round	Plastic	Polished Chrome	115.992.21.1
			Matte Chrome	115.992.46.1
	Square	Plastic	Alpine White	115.942.11.1
			Polish-Matte**	115.942.KA.1
	Rectangle	Plastic	Polish-Matte**	115.932.KA.1
		Die Cast	Brushed Chrome	115.932.GH.1

Warranty

One-year warranty on actuator flush plates.

Features

- Designed to maintain appearance push after push
- Moving parts are accessible behind actuator flush plate
- Made of molded plastic, zinc die cast or stainless steel and plated
- Available in 18 designer finishes
- Incorporates water saving possibilities with dual-flush buttons of 1.6 GPF (6 LPF) or 0.8 GPF (3 LPF) giving an effective flush volume of 1.1 GPF (4 LPF)

Actuator flush plates comply with the American Disabilities Act (ADA) when installed per the requirements of the latest ADA Standards for Accessible Design.†

* Finishes follow this pattern = Plate-Ring-Button

Polish = Polished Chrome
Matte = Matte Chrome
Br SS = Brushed Stainless Steel
Br Ni = Brushed Nickel

** Finishes follow this pattern = Frame-Button

Polish = Polished Chrome
Matte = Matte Chrome

*** Rough-in Set and Trim Set can be ordered separately. Both sets needed for installation.

† Push Buttons do not comply with ADA Standards for Accessible Design



ARCHITECT/ENGINEER APPROVAL

Job Name _____

Date _____ Quantity _____

Model Specified _____

Variations Specified _____

Customer/Wholesaler _____

Contractor _____

Architect _____

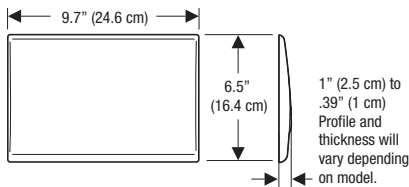
Dual-Flush Actuators for Geberit Sigma Concealed Tanks, 2x4 Installations

Product Specifications

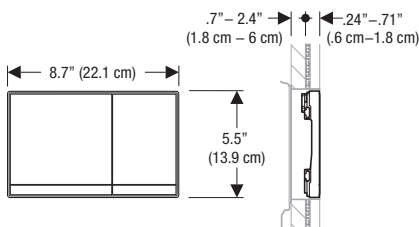
Actuators for concealed tank and carrier system. Actuator flush plates shall be zinc die-cast, molded plastic or fabricated stainless steel and plated to guard against scratches. All components shall be compliant with applicable codes and product standards.

Dimensions

Dual-Flush Actuator Plates and Cover Plates (Fig. 1)



Sigma60 Dual-Flush Actuator Plates (Fig. 2)



Finishes

Dual-Flush Actuators

Style	Material	Finish	Model No.
 Bolerio	Plastic	Alpine White	115.777.11.1
		Polished Chrome	115.777.21.1
		Matte Chrome	115.777.46.1
		Pergamon	115.777.EP.1
		Satinox	115.777.GM.1
 Sigma01	Plastic	Alpine White	115.770.11.5
		Polished Chrome	115.770.21.5
		Matte Chrome	115.770.46.5
		Pergamon	115.770.EP.5
		Star White	115.770.FR.5
		Satinox	115.770.GM.5
 Sigma20	Metal	Br SS-Polish-Br SS*	115.778.SN.1
		Br Ni-Polish-Br Ni*	115.781.ID.1
		Vandal Resistant	
		Br SS-Polish-Br SS*	115.781.SN.1
	Plastic	Vandal Resistant	
		Br Ni-Polish-Br Ni*	115.778.ID.1
		Polish-Matte-Polish*	115.778.KH.1
		White-Polish-White*	115.778.KJ.1
 Sigma50	Die-Cast	Customer supplied inlay	115.788.00.1
		Alpine White	115.788.11.1
		Black	115.788.DW.1
		Brushed Chrome	115.788.GH.1
		White Pattern Glass	115.788.SC.1
		Smoke Glass	115.788.SD.1
		Green Satin Glass	115.788.SE.1
		Matte-Polish-Matte*	115.778.KN.1
 Sigma60	Die-Cast	Complete Rough-in and Trim Set	115.792.GH.1
		Rough-in Set***	115.795.21.1
		Brushed Chrome	115.796.GH.1
		Trim Set***	

Warranty

One-year warranty on actuator flush plates.

Features

- Designed to maintain appearance push after push
- Moving parts are accessible behind actuator flush plate
- Made of molded plastic, zinc die cast or stainless steel and plated
- Available in 18 designer finishes
- Incorporates water saving possibilities with dual-flush buttons of 1.6 GPF (6 LPF) or 0.8 GPF (3 LPF) giving an effective flush volume of 1.1 GPF (4 LPF)

Actuator flush plates comply with the American Disabilities Act (ADA) when installed per the requirements of the latest ADA Standards for Accessible Design.

* Finishes follow this pattern = Plate-Ring-Button

Polish = Polished Chrome

Matte = Matte Chrome

Br SS = Brushed Stainless Steel

Br Ni = Brushed Nickel

*** Rough-in Set and Trim Set can be ordered separately. Both sets needed for installation.



ARCHITECT/ENGINEER APPROVAL

Job Name _____

Date _____ Quantity _____

Model Specified _____

Variations Specified _____

Customer/Wholesaler _____

Contractor _____

Architect _____