

# TOTO®

# MS934304EF

## Eco Lloyd® One-Piece Toilet, 1.28GPF

### FEATURES

- E-Max® flushing system, low consumption (1.28GPF/4.8LPF)
- Universal Height
- Decorative one-piece with skirted design and high-profile tank
- Elongated front bowl with SoftClose® maple seat (SS304) Seat and lid gently close with the touch of a hand
- Chrome trip lever
- 12" Unifit rough-in (included), less supply

### MODELS

- MS934304EF  
SS304 SoftClose seat included
- TSU03W.10 - 10" Unifit rough-in (sold separately)
- TSU03W.14 - 14" Unifit rough-in (sold separately)

### COLORS/FINISHES

- Standard
  - #01 Cotton
  - #03 Bone
  - #11 Colonial White
  - #12 Sedona Beige
  - #51 Ebony



**E-MAX™**  
FLUSHING SYSTEM BY TOTO®

### PRODUCT SPECIFICATION

The one-piece low consumption E-Max flushing system toilet shall be 1.28GPF/4.8LPF. Toilet shall be at Universal Height. Toilet shall be of skirted design with high-profile tank, elongated front bowl with SoftClose seat and Chrome trip lever. Toilet shall be TOTO Model MS934304EF\_\_\_\_\_.

### CODES/STANDARDS

- Meets and exceeds ASME A112.19.2/CSA B45.1
- Certifications: IAPMO(cUPC), EPA Watersense, State of Massachusetts, City of Los Angeles, and others
- Code compliance: UPC, IPC, NSPC, NPC Canada, and others
- Legislative Compliance: California AB715, California Green Building Code, City of Los Angeles Water Efficiency Ordinance
- ADA compliant (when installed with trip lever located on the approach side)



# MS934304CEF(G)

## Eco Lloyd® One-Piece Toilet, 1.28GPF

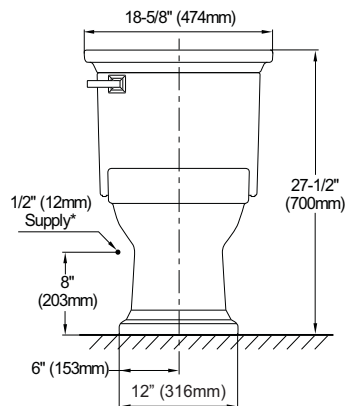
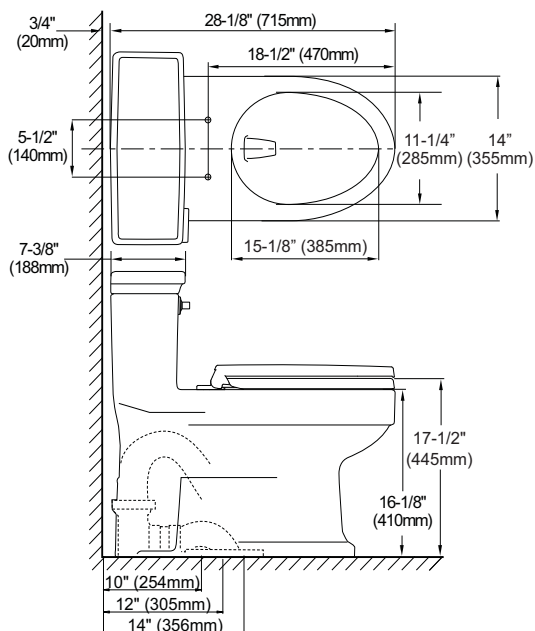
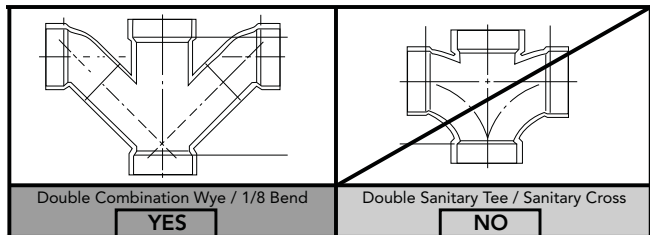
### SPECIFICATIONS

- Water Use 1.28 GPF/4.8LPF
- Flush System E-Max
- Min. Water Pressure 8 psi (static)
- Water Surface 10-3/4" x 8-1/4"
- Trap Diameter 2-1/8"
- Rough-in 12", 10" and 14" optional
- Trap Seal 2-1/4"
- Warranty One Year Limited Warranty
- Material Vitreous china
- Shipping Weight 120 lbs.
- Shipping Dimensions 32" L X 20"W X 17-3/4" H<sup>1</sup>  
X 28-3/4" H<sup>2</sup>

### INSTALLATION NOTES

#### Back-to-Back Toilet Installations:

TOTO recommends the use of a nationally listed, double sanitary tee-wye only, in vertical waste stacks, in accordance with the stipulations noted in the majority of nationally recognized plumbing codes.



\*Suggested Dimension

**TOTO®**

*These dimensions and specifications are subject to change without notice*