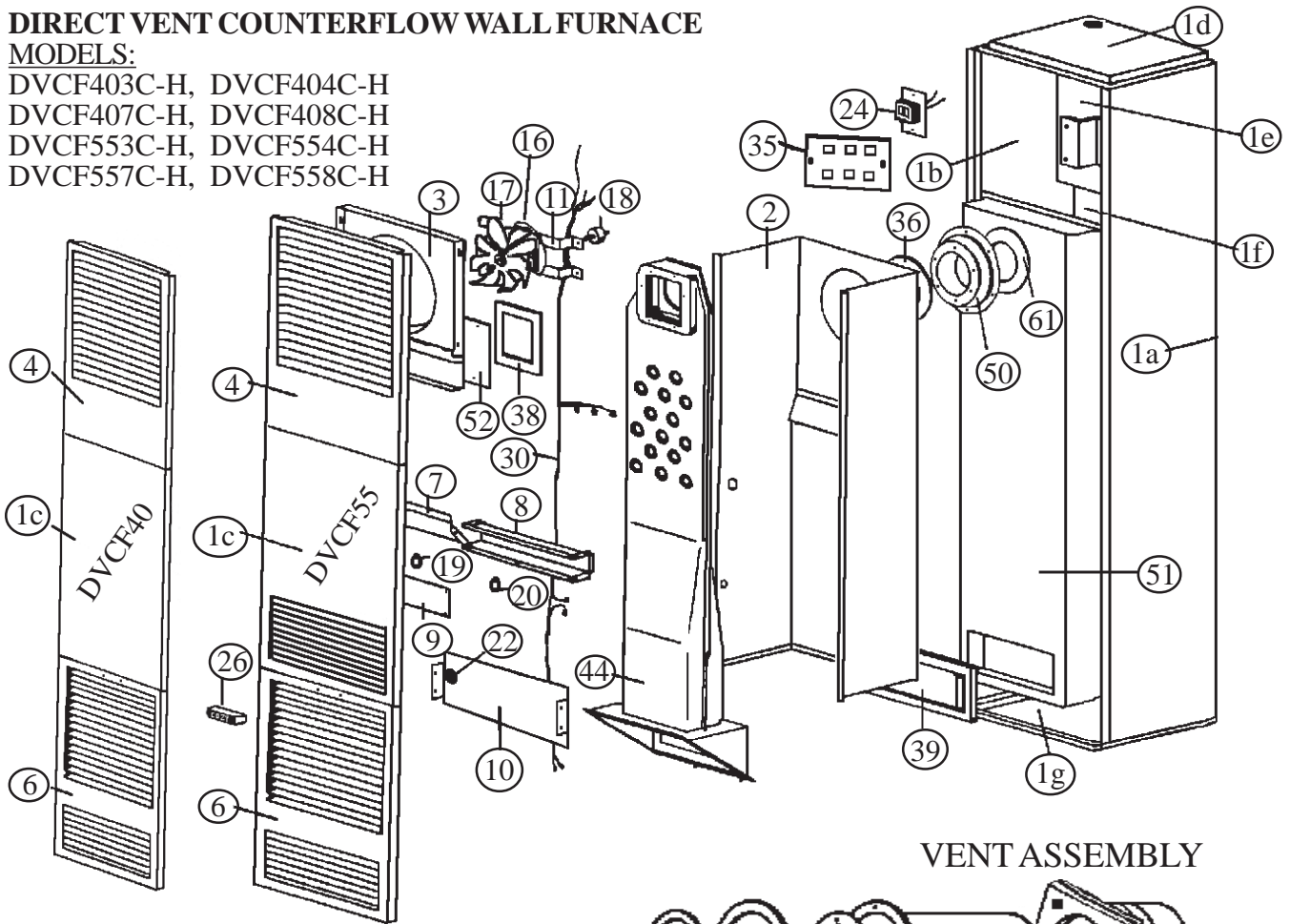


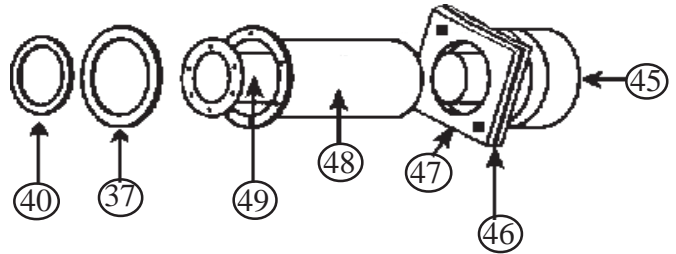
DIRECT VENT COUNTERFLOW WALL FURNACE

MODELS:

- DVCF403C-H, DVCF404C-H
- DVCF407C-H, DVCF408C-H
- DVCF553C-H, DVCF554C-H
- DVCF557C-H, DVCF558C-H

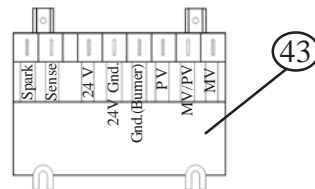


VENT ASSEMBLY

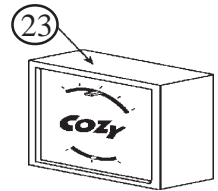


ATTN: CONTRACTORS AND TECHNICIANS
 We only sell parts through our wholesalers. For prompt parts service, contact the wholesaler from which you purchased your Cozy heater.
NOTE: Parts and schematic drawings on current models are shown at www.cozyheaters.com

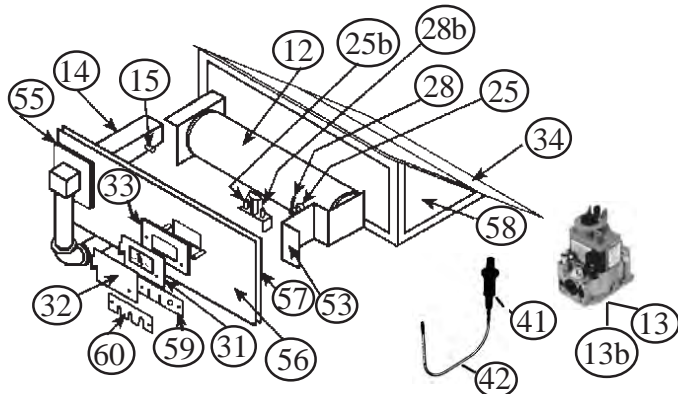
I.I.D. CONTROL MODULE HONEYWELL



THERMOSTAT



BURNER ASSEMBLY DVCF40C-H, DVCF55C-H, SERIES



USE ONLY FACTORY SUPPLIED PARTS

HOW TO PROPERLY ORDER PARTS

In addition to part description and part number, please give model number, serial number, and type of gas used.

	NAT.	DVCF403C-H	DVCF407C-H	DVCF553C-H	DVCF557C-H
MODEL NUMBER	L.P.	DVCF404C-H	DVCF408C-H	DVCF554C-H	DVCF558C-H
PART DESCRIPTION	REF. NO.	PART NO.	PART NO.	PART NO.	PART NO.
Casing Side, Right	1a	34065	34065	34560	34560
Casing Side, Left	1b	34055	34055	34550	34550
Center Front Panel Assembly	1c	34104	34104	30534	30534
Top Assembly	1d	34050	34050	34050	34050
Upper Back Assembly	1e	34080	34080	34080	34080
Lower Back Assembly	1f	34090	34090	34575	34575
Bottom Assembly	1g	34070	34070	34070	34070
Casing Mounting Brackets	N/A	*30260	*30260	*30260	*30260
Liner Assembly	2	34115	34115	34600	34600
Fan Shroud Assembly	3	34140	34140	34140	34140
Top Louver	4	34100	34100	34590	34590
Bottom Louver Assembly	6	30100	30100	30100	30100
Upper Front Shield	7	30250	30250	30250	30250
Switch Box	8	30252	30252	30252	30252
Switch Box Cover	9	30253	30253	30253	30253
Lower Front Shield	10	30256	30256	30256	30256
Motor Mounting Bracket	11	*34088	*34088	*34579	*34579
Burner	12	72107	72107	72107	72107
Pilot Bracket	53	34440	34440	34440	34440
Valve, VR8200H-1004, Nat. w/78089 Dis. Bushing	13	78090	N/A	78090	N/A
Valve, VR8200H-1103, L.P. w/78089 Dis. Bushing	13	78091	N/A	78091	N/A
Valve, VR8204H-1006, Nat. w/78089 Dis. Bushing	13b	N/A	78092	N/A	78092
Valve, VR8204H-1006 (Conv.), L.P. w/78089 Bushing	13b	N/A	78093	N/A	78093
Disappearing Bushing 1/2x3/8	N/A	78089	78089	78089	78089
Manifold	14	72103	72103	72103	72103
Burner Orifice, Natural Gas	15	72147	72147	72140	72140
Burner Orifice, L.P. Gas	15	72149	72149	72141	72141
Fan Motor	16	72108	72108	72110	72110
Fan Blade, Dynacone	17	72111	72111	72111	72111
Rubber Grommet (Requires 4)	18	**78010	**78010	**78010	**78010
Limit Switch 60T11-L220F	19	N/A	N/A	72160	72160
Limit Switch 60T11-L180F	19	78065	78065	N/A	N/A
Fan Switch 60T12 F110 Degree	20	78064	78064	78064	78064
Aux. Limit Switch 60T15-L350	22	78086	78086	78086	78086
Thermostat 24 Volt	23	78355	78355	78355	78355
Transformer	24	78069	78069	78069	78069
Transformer Plate	N/A	34089	34089	34089	34089
Terminal Board	35	78300	78300	78300	78300
Pilot 0.140.512, Natural Gas (w/Electrode)	25	72020	N/A	72020	N/A
Pilot 0.140.502, L.P. Gas (w/Electrode)	25	72021	N/A	72021	N/A
Cozy Handle	26	84003	84003	84003	84003
Thermostat Wire	27	74518	74518	74518	74518
Thermocouple Q309A1954	28	78095	N/A	78095	N/A
Insulated Staples	29	74209	74209	74209	74209
Pilot Assy. Electronic w/Flame Ignitor Nat.	25b/28b	N/A	78098	N/A	78098
Pilot Assy. Electronic w/Flame Ignitor L.P.	25b/28b	N/A	78099	N/A	78099
Wiring Harness	30	72251	72252	72253	72250

ATTN: CONTRACTORS & TECHNICIANS - We only sell parts through our wholesalers.
 For prompt parts service, contact the wholesaler from which you purchased your Cozy heater.
NOTE: Parts and schematic drawings on current models are shown at www.cozyheaters.com

PARTS LIST CONTINUED

*Requires 2 **Requires 4