



Buy it for looks. Buy it for life.®

Specifications

DESCRIPTION

- Metal construction with various finishes identified by suffix
- Single function handshower with double check valves


OPERATION

- Cross or lever style handles
- Rotate hot side handle counterclockwise to open (clockwise to close) and the cold side handle clockwise to open and (counterclockwise to close)

FLOW


- EP suffix models are limited to 2.0 gpm (7.6 L/min) max for products manufactured prior to June 30, 2018. EP suffix models manufactured after June 30, 2018 are limited to 1.75 gpm (6.7 L/min) max.

STANDARDS

- Third party certified to WaterSense®, ASME A112.18.1/CSA B125.1, and all applicable requirements referenced therein
- **ADA**  for lever handles

WARRANTY

- Lifetime limited warranty against leaks, drips and finish defects to the original homeowner
 - 10 year limited warranty when used in a multifamily installation
 - 5 year limited warranty when used in a commercial installation
- Visit www.moen.com/support for complete details and limitations



WEYMOUTH™

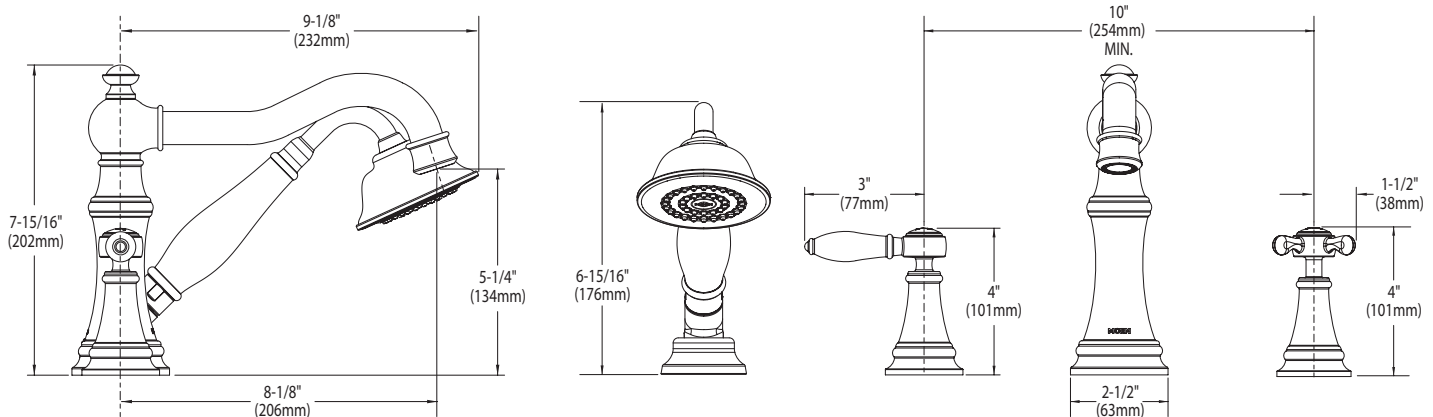
Two-Handle Roman Tub Faucet Trim w/Built In Diverter Valve

Models: TS21102 series (cross handle)
TS21104 series (lever handle)

Valves: 9792, 9793, 9796, 9797



Handshower S12107EP



CRITICAL DIMENSIONS

(DO NOT SCALE)