



Buy it for looks. Buy it for life.®

Specifications

FAUCET DESCRIPTION

- Metal construction with various finishes identified by suffix

OPERATION

- Single spray

FLOW


- Showerhead limited to 2.5 gpm (9.5 L/min) MAX at 80 psi
- EP suffix models are limited to 1.75 gpm (6.6 L/min) MAX at 80 psi

STANDARDS

- Third party certified to meet ASME A112.18.1/ CSA B125.1 and all applicable requirements referenced therein
- EP suffix models are IAPMO Green listed and third party certified to WaterSense®

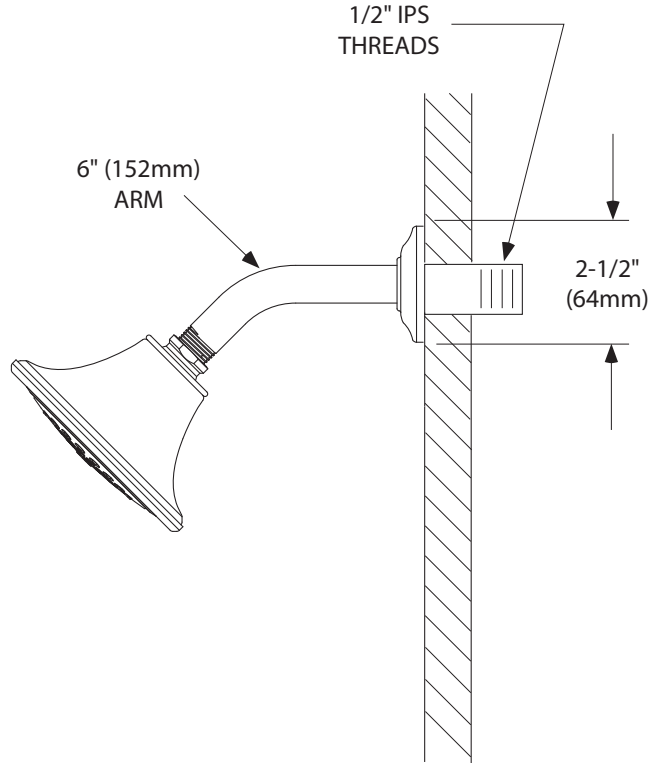
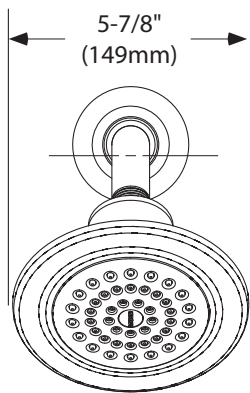

WARRANTY

- Lifetime limited warranty against leaks, drips and finish defects to the original consumer purchaser
- 5 year warranty if used in commercial installations



ICON™
Single Function Showerhead

Models: S6312 series



CRITICAL DIMENSIONS

(DO NOT SCALE)