

Standard Features:

- 1/2" x 1/2" x 1/2" aluminum lattice surface mount grille
- Extruded aluminum frame with signature line marks
- Lattice material 90% free area
- Countersunk mounting holes for flush appearance with color matching Phillips posi-drive screws
- Rust resistant pre-coat with durable powder finish
- Soft White

Options:

- Recessed screwdriver operated Opposed Blade Damper (600-0)
- 1" x 1" x 1" Lattice
- 1/2" x 1/2" x 1" Lattice
- Continuous length with butt joints
- Fractional, exact I.D. and O.D. sizes
- MRI Compatible
- Insect Screen
- 2" ADC compliant round collar with bead for ease of installation – available in square sizes only
- T-20 Tamper Proof Screws

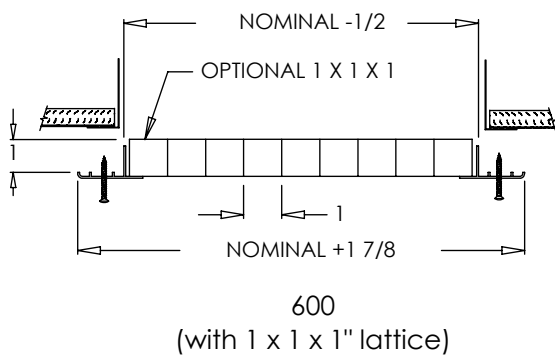
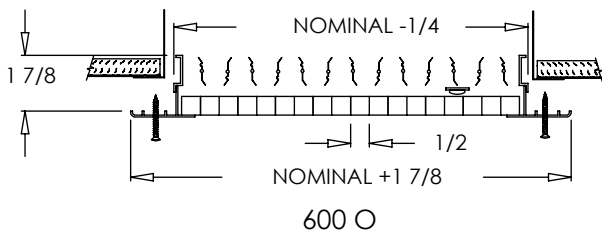
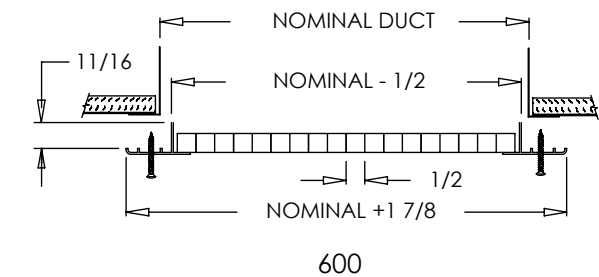
Finishes:

STANDARD COLORS

- Soft White
- Driftwood Tan
- Mill Finish

DESIGNER COLORS

- Black
- Bronze
- Storm Gray
- Cement Gray
- Aluminum Paint
- Coffee Tan
- Warm White
- Glossy White



Additional Information:

Submittal Notes

Project / Location:

Engineer:

Architect:

Contractor: