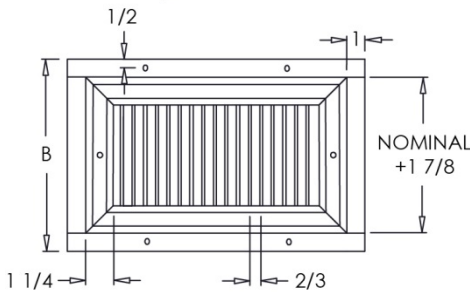
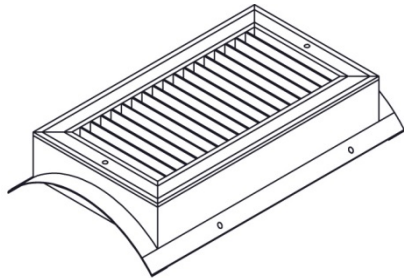




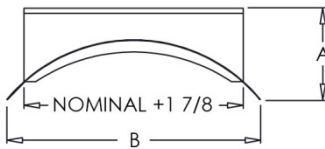
Commercial Submittal Sheet

SD52 Series

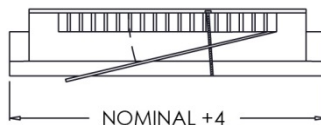
Transition Box Spiral Pipe Grille (Single Deflection)



SD52



SD52



SD52-FS

Model: SD52

Description: Transition Box Spiral Pipe Grille (Single Deflection)

Standard Features:

- Single deflection transition box mount spiral pipe grille
- Blades are parallel to the shortest dimension
- Allows for 2-way airflow adjustment
- Nylon bushings on adjustable blades prevent metal on metal rattle
- Curved saddle with gasket provides airtight fit to spiral pipe
- Product sizes available to fit spiral pipe diameters 8" – 48". Spiral pipe diameter must be 4" larger than height of grille.
- Galvanized Finish

Options:

- Linear bar face (SD-LSW)
- Perforated face (SD-600P)
- Lattice face (SD-600)
- Recessed screwdriver operated Opposed Blade Damper (SD52-0)
- Half-length screwdriver Operated Scoop Extractor (SD52-SC)
- Full-length screwdriver Operated Scoop Extractor (20" max length scoop) (SD52-FS)

Finishes:

Standard Colors

- Soft White
- Driftwood Tan

Designer

- Almond
- Black Velvet
- Bronze
- Camaro Silver

- Coffee Tan
- Navajo White
- Vanilla

Other

- Aluminum Paint
- Glossy White
- Galvanized

SD52 Series Dimension Chart

Diffuser Height	Dimension*	Pipe Diameter																				
		8"	10"	12"	14"	16"	18"	20"	22"	24"	26"	28"	30"	32"	34"	36"	38"	40"	42"	44"	46"	48"
4	A	5	4 7/8	4 7/8	4 3/4	4 3/4	4 5/8	4 1/2	4 1/2	4 1/2	4 1/2	4 1/2	4 1/2	4 1/2	4 1/2	4 1/2	4 1/2	4 3/8	4 3/8	4 3/8	4 3/8	4 3/8
	B	7 1/8	7 3/8	7 1/2	7 5/8	7 3/4	7 7/8	7 7/8	7 7/8	7 7/8	7 7/8	7 7/8	7 7/8	7 7/8	7 7/8	7 7/8	7 7/8	8	8	8	8	8
6	A	n/a	5	5	4 7/8	4 3/4	4 3/4	4 5/8	4 5/8	4 1/2	4 1/2	4 1/2	4 1/2	4 1/2	4 1/2	4 1/2	4 1/2	4 3/8	4 3/8	4 3/8	4 3/8	4 3/8
	B	n/a	9	9 1/4	9 1/2	9 5/8	9 3/4	9 7/8	9 7/8	9 7/8	9 7/8	9 7/8	9 7/8	9 7/8	9 7/8	9 7/8	9 7/8	10	10	10	10	10
8	A	n/a	n/a	5 1/8	5	4 7/8	4 3/4	4 3/4	4 5/8	4 5/8	4 5/8	4 1/2	4 1/2	4 1/2	4 1/2	4 1/2	4 1/2	4 3/8	4 3/8	4 3/8	4 3/8	4 3/8
	B	n/a	n/a	10 7/8	11 1/4	11 3/8	11 5/8	11 3/4	11 7/8	11 7/8	11 7/8	11 7/8	11 7/8	11 7/8	11 7/8	11 7/8	11 7/8	11 7/8	12	12	12	12
10	A	n/a	n/a	n/a	5	5	4 7/8	4 7/8	4 3/4	4 3/4	4 3/4	4 5/8	4 5/8	4 1/2	4 1/2	4 1/2	4 1/2	4 3/8	4 3/8	4 3/8	4 3/8	4 3/8
	B	n/a	n/a	n/a	13	13 1/4	13 3/8	13 1/2	13 5/8	13 5/8	13 7/8	13 7/8	13 7/8	13 7/8	13 7/8	13 7/8	13 7/8	13 7/8	13 7/8	14	14	14
12	A	n/a	n/a	n/a	n/a	5 1/8	5	4 7/8	4 7/8	4 7/8	4 3/4	4 5/8	4 5/8	4 5/8	4 5/8	4 1/2	4 1/2	4 1/2	4 1/2	4 1/2	4 1/2	4 1/2
	B	n/a	n/a	n/a	n/a	14 7/8	15 1/8	15 3/8	15 1/2	15 1/2	15 5/8	15 5/8	15 7/8	15 7/8	15 7/8	15 7/8	15 7/8	15 7/8	15 7/8	15 7/8	15 7/8	15 7/8

*A/B dimensions defined in product drawings are dependent on size of spiral pipe product is designed for.

Additional Information:

Project / Location:

Engineer:

Architect:

Contractor:

Submittal Notes