



Golf Irrigation Products



CENTURY *Equipment*
Quality Care



REVISED: 2010

SHOP ONLINE AT CENTURY EQUIPMENT!


REGISTRATION IS EASY!

Just visit us at www.centuryequip.com and click on the Shop Online button.



Shop Online

**What you want, when you want it.
24hrs a day!**

Click the Register button  and answer a few questions.

Once your registration has been approved you will receive an email letting you know your account is ready to go.

In the meantime, after you've submitted your registration request you can download a Web Demo power point presentation highlighting some of our online features from shopping, checking availability, pricing, open account status, quick order entry, express order entry and much more.

Just look for this Icon at the bottom of our shopping page.



Website Demo

If you need assistance to shop online, please contact Sharon Lindeen at 419-724-1569 or 800-346-0066 ext. 1569.



What you want, when you want it. 24hrs a day!

CENTURY *Equipment*

Contact Your Century Equipment Representative For More Information.

BETSY SMITH

TOLEDO

Office: 419-724-1579

bsmith@centuryequip.com

RYAN MILLER, SCPS

TOLEDO / CLEVELAND

Mobile: 440-796-7990

rmiller@centuryequip.com

ROB DYE

TOLEDO / CLEVELAND

Mobile: 330-329-4468

rdye@centuryequip.com

JASON BROWN, SCPS

CINCINNATI / KENTUCKY

Mobile: 513-227-0121

jmbrown@centuryequip.com

JOHN AUSTIN

COLUMBUS / DAYTON

Mobile: 937-623-6875

jaustin@centuryequip.com

JIM DILLARD, SCPS

COLUMBUS / DAYTON

Mobile: 937-532-6780

jdillard@centuryequip.com

TOLL FREE: 1-800-346-0066

INDEX

IRRIGATION SERVICES	Section 1	EASY PRO PONDS	Section 10
Century Services		Kits, Skimmers & Filters	10-1
Fountain Services		Liners & Pumps	10-2
		Under Water Lighting & Accessories	10-3
		Pond Supplies	10-4
TORO GOLF	Section 2	FOUNTAINS	Section 11
Golf Sprinklers & Conversion Assemblies	2-1	Otterbine Aerating Units	11-1
Swing Joints & Sprinkler Accessories	2-6	Otterbine Air Flo System	11-5
Valves	2-8	Otterbine Decorative Fountains	11-6
Central Control Systems & Satellites	2-9	Otterbine Lighting	11-10
Turf Guard	2-9	Aqua Control Water Features	11-12
TORO RES/COM	Section 3	DRAINAGE SYSTEMS	Section 12
Spray Heads	3-1	ADS Advanced Drainage Systems	12-1
Rotors	3-5	Baughman Tile	12-2
Valves	3-7	Old Castle Precast/ Carson Drainage	12-3
Controllers	3-10		
Sentinel Central Systems	3-12		
RAINBIRD	Section 4	ALLIED PRODUCTS	Section 13
Spray Heads	4-1	3M Electrical Products	13-51
Root Watering System	4-3	AquaSmart Products	13-70
Rotors	4-4	Backflow Prevention Devices	13-55
Valves	4-6	Blazing & Dawn Products	13-2
Controllers	4-7	Brass & Galvanized Fittings	13-49
Drip	4-8	Clamps	13-2
Lake Management Aerators	4-11	Electrical Plastic Conduit Ells	13-21
High Service Products	4-12	Filters & Cartridges	13-56
		Ford Ultra-Flex Ductile Iron Couplings	13-9
DECODER SYSTEMS & HIT	Section 5	Glue, Primer & Tapes	13-7
Baseline Controllers	5-1	Grounding Products	13-52
Baseline Two Wire Decoders	5-1	Harco Fittings	13-22
Underhill Two Wire Decoder Systems & Modules	5-2	Kochek Hoses & Nozzles	13-70
Underhill Tools	5-2	Lasco Poly Insert Fittings	13-4
Hit Products	5-2	Lasco Sch 40 Fittings	13-10
		Lasco Sch 80 Nipples	13-19
IRRITROL	Section 6	Lasco Swing Joints	13-48
Spray Heads	6-1	Leemco Fittings	13-36
Rotors	6-2	Marking Flags	13-68
Valves	6-2	Marking Paints	13-68
Controllers	6-3	Netafim Drip Irrigation	13-60
		Poly & PVC Pipe	13-1
WEATHERMATIC	Section 7	Progressive Electronic Tracking Equipment	13-65
Spray Heads	7-1	Pump Start Relay	13-67
Rotors	7-2	Pumps	13-53
Controllers	7-2	Radios & Remotes	13-67
Valves	7-3	Repair Products - Slip-Fix, Compression Couplings	13-8
		Rid O' Rust	13-68
HUNTER	Section 8	Romac Double Strap Service Saddles	13-9
Spray Heads	8-1	Sand Dam Bunker Erosion Material	13-70
Rotors	8-4	Strike Guard Lightning Warning Units	13-66
Valves	8-6	Tools	13-69
Controllers	8-7	Valves - Ball & Gate	13-57
		Valve Boxes & Reelcraft Trailers & Reels	13-59
OUTDOOR LIGHTING	Section 9	Weather Stations & Wave Siren	13-64
CAST Outdoor Lighting	9-1	Wire	13-50
ALLIANCE Outdoor Lighting	9-5		
PREMIER Well Lights	9-6	TERMS	
KICHLER Outdoor Lighting	9-6	Conditions of Sale & Credit Policies	
SEASONAL SOURCE Holiday Lighting	9-7		

CENTURY IRRIGATION SERVICES

SERVICE ADVANTAGES

Factory Trained Service Personnel • Dedicated Service Vehicles
Parts Inventories on Service Vehicles

Service Vehicle Test Equipment:

Wire Trackers • Wire Fault Locators • Signal Testers • Radio Test Equipment

Service Provided for the Following Product Lines:

Toro Irrigation Equipment • Motorola Radios • Kenwood Radios
Wxline • ESID Lightning Detection • QPS-Course Alert Siren Systems
Campbell Scientific Weather Station

INSTALLATION SERVICES

Central Rain Switches with Bypass
Strike Guard Systems • Wave Siren Systems
Base Station Antennas • Control System Upgrades
Turf Guard Systems • Sprinkler Head Conversions

CONTROL SYSTEM TUNE UP SERVICE

The Control System tune up service is designed to find and correct problems with control systems before it becomes an emergency.

TUNE UP SERVICE INCLUDES:

Central:

- Inspection and verification of central computer operation
- Check and verify communication to field satellites
- Test and tighten central connections (comm. cable) at FIU and SPU
- Test of communication signal
- Radio and base station signal test
- Antenna connections tested, cleaned, and tightened

Satellites:

- Remove insects and rodents
- Plug sweep
- Install weather stripping (if possible)
- Replace missing screws
- Replace all fuses in satellite
- Test all satellite outputs
- Tighten or remake all wire connections (power, communication and output)
- Clean corroded cable connections
- Check and tighten grounding

A report of specific recommendations regarding the condition of system components, grounding, and damaged components will be provided. *Tune up service does not include replacement of damaged satellite or central components.*

CENTRAL COMPUTER TUNE UP SERVICE

The Toro Central Computer tune up service is designed to find and correct problems before they become an emergency.

TUNE UP SERVICE INCLUDES:

- Complete cleaning of computer
- Install Toro software upgrades (current NSN subscribers)
- Backup of data
- Training on the use of software changes
- Install and run antivirus and antispyware programs (high speed internet connection required)
- Update all Microsoft products with "Microsoft Update" (high speed internet connection required)
- Remove any unwanted programs that are no longer being used

WINTERIZATION AND START UP SERVICE

Century Equipment service personnel are available to help develop a plan and be on site for your irrigation system winterization or start up.

ON SITE CUSTOMIZED SERVICE TRAINING

Century Equipment service personnel can conduct a service school at your site specifically tailored to your irrigation system. Class would include training on operation and troubleshooting of your equipment. This training is perfect for getting new employees up to speed with your system before the season starts.

GOLF IRRIGATION ANNUAL SERVICE CONTRACT

Annual service contract includes the Control System Tune up Service and 4 to 6, ½ day visits to the golf course to attend to irrigation service issues. Amount of time and frequency of visits are negotiable.

**Contact Your Century Equipment Representative
For More Information.**

JASON BROWN, SCPS

CINCINNATI / KENTUCKY

Mobile: 513-227-0121

jmbrown@centuryequip.com

JOHN AUSTIN

COLUMBUS / DAYTON

Mobile: 937-623-6875

jaustin@centuryequip.com

ROB DYE

TOLEDO / CLEVELAND

Mobile: 330-329-4468

rdye@centuryequip.com

CENTURY *Equipment*
Quality Care

Otterbine Maintenance Programs



CENTURY EQUIPMENT

Authorized Otterbine Field Service Center

- 10 Years Sales and Service of Otterbine Equipment
- Two Certified Road Technicians
- Complete Otterbine Parts Inventory
- Otterbine - Test Panel with Amp. Meters
 - Bench test and run motors
- Slaughter - Hipot Tester
 - High voltage motor windings integrity test
 - Test motors for electrical short
- UEI - Meg. Tester
 - Electric motor insulation test
 - Test motors for electrical short
- Gast - Vacuum and Compressor
 - vacuum leak test
- Capacitor Tester
- 100 Gallon Water Tank
- Wash bay with hot water pressure wash.
- **FREE** heated storage available for service units

All Otterbine units serviced in our shop are opened with low pressure compressor, less than 5 psi. Serviced units are also sealed and tested under vacuum to ensure leak free performance per manufacturer specifications.

QUICK TIPS

When installing and removing units from the water never pull on the power cord.

Prior to installation and during inspection be sure the power cord strain relief is secure.

Always reapply Dielectric Compound to electrical connections after the connection has been taken apart.

Concept 3 and Concept 2 units should never be stored or transported in an upside down position. C3 units should only be transported in the upright position with the float removed or supported from below.

* Parts are no longer available for service or repair of Concept 1 1-5 HP units.



LARGE AERATING FOUNTAINS



AERATING FOUNTAINS



INDUSTRIAL AERATORS

Authorized Otterbine Service Center

QUICK TIPS continued...

Otterbine has specific recommendations for Low Voltage Hi Intensity MR 16 Light kits. These recommendations need to be followed to maximize both fixture and bulb life.

When replacing MR 16 bulbs be sure to replace the o-ring to insure a water tight seal.

Factory Authorized Maintenance is required to uphold some warranties.

Understanding Otterbine Serial Numbers:

XXXX -	XXXX -	XXXX
HP &	Date Code	Internal Code
Electrical Rating		

CONCEPT 3 FOUNTAINS

Program A: (Recommended between year 3 and 4)

Maintenance includes: oil change, new oil plugs, check bearing wear, perform electrical readings on windings and clean unit.

Program B: (Recommended every 6 years)

Maintenance includes: new seals, O-rings, oil change, complete tear down of unit to inspect bearing wear, perform electrical readings on windings and a thorough cleaning of unit.

CONCEPT 2 FOUNTAINS

Program A: (Recommended biannual)

Maintenance includes: oil change, new oil plugs, check bearing wear, perform electrical readings on windings and clean unit.

Program B: (Recommended every 6 years)

Maintenance includes: new seals, O-rings, oil change, complete tear down of unit to inspect bearing wear, perform electrical readings on windings and a thorough cleaning of unit.

The above maintenance programs are designed to meet Otterbine / Barebo service recommendations. Call our office for arrangements or have the units dropped off at a Century Equipment near you. Any additional parts or service needed, resulting from bad bearings or motor failures will be an additional cost. An estimate for additional charges will be provided to customer for authorization before repairs are completed. Other Otterbine or golf irrigation on-site service is available. Century Equipment field service hourly rates apply.

TORO GOLF IRRIGATION

Model Part # Description

GOLF SPRINKLERS



DT SERIES SPRINKLERS

DT34 SERIES FULL CIRCLE SPRINKLERS
DT34-X1-XX 1" Normally Open Hydraulic

DT34-X2-XX 1" Check-O-Matic

DT34-X6-XXX 1" Electric

DT34-X6-XXXDL 1" Electric, 2 Wire Decoder



DT35 SERIES PART CIRCLE SPRINKLERS

DT35-X1-XX 1" Normally Open Hydraulic

DT35-X2-XX 1" Check-O-Matic

DT35-X6-XXX 1" Electric

DT35-X6-XXXDL 1" Electric, 2 Wire Decoder



DT54 SERIES FULL CIRCLE SPRINKLERS

DT54-X1-XX 1-1/2" Normally Open Hydraulic

DT54-X2-XX 1-1/2" Check-O-Matic

DT54-X6-XXX 1-1/2" Electric

DT54-X6-XXXDL 1-1/2" Electric, 2 Wire Decoder



"B" SERIES SPRINKLERS

DT34B SERIES FULL CIRCLE SPRINKLERS

DT34B-X2-XXX 1" Check-O-Matic

834/DT34 Performance Chart - 25°

Front Nozzle Positions	Nozzle Set 31 (Yellow)		Nozzle Set 32 (Blue)		Nozzle Set 33 (Brown)		Nozzle Set 34 (Orange)		Nozzle Set 35 (Green)		Nozzle Set 36 (Gray)		Nozzle Set 37 (Black)		
	102-0725	102-7001	102-0727	102-7002	102-0727	102-7002	102-6908	102-0730	102-6908	102-0730	102-4335	102-4335	102-4335	102-4335	
Back Nozzle Positions	Red Plug	Red Plug	Red Plug	Red Plug	Red Plug	Red Plug	Red Plug	Red Plug	Red Plug	Red Plug	Red Plug	Red Plug	Red Plug	Brown	
PSI	57	13.0	58	15.5	64	21.9	68	24.4	76	28.1	76	32.2	80	35.6	
Radius	57	13.0	58	15.5	64	21.9	68	24.4	76	28.1	76	32.2	80	35.6	
GPM	65	14.6	60	18.0	68	24.4	72	28.1	80	35.6	83	38.2	85	41.5	
Radius	60	16.2	63	20.5	72	26.9	76	31.1	80	35.6	83	38.2	85	41.5	
GPM	100	62	17.9	66	23.4	75	29.8	79	34.9	84	49.3	88	43.4	91	46.9

DT35 Series Performance Chart—25°

Front Nozzle Positions	Nozzle Set 30 (White Plug)		Nozzle Set 31 (Yellow)		Nozzle Set 32 (Blue)		Nozzle Set 33 (Brown)		Nozzle Set 34 (Orange)		Nozzle Set 35 (Green)		Nozzle Set 36 (Gray)		Nozzle Set 37 (Black)		
	102-2208	102-6906	102-0726	102-6907	102-0728	102-6907	102-0728	102-6955	102-6955	102-6955	102-6955	102-6955	102-6955	102-6955	102-6955		
Back Nozzle Positions	Yellow	Blue	Yellow	Orange	Yellow	Red	Yellow	Beige	Yellow	Beige	Yellow	Beige	Yellow	Gray	Yellow	Gray	
PSI	57	13.0	58	15.5	64	21.9	68	24.4	76	28.1	76	32.2	80	35.6	83	38.2	
Radius	57	13.0	58	15.5	64	21.9	68	24.4	76	28.1	76	32.2	80	35.6	83	38.2	
GPM	65	14.6	60	18.0	68	24.4	72	28.1	80	35.6	83	38.2	85	41.5	44.0	44.0	
Radius	60	16.2	63	20.5	72	26.9	76	31.1	80	35.6	83	38.2	85	41.5	44.0	44.0	
GPM	100	47	13.4	59	19.1	65	24.9	70	29.8	74	34.1	79	40.9	81	43.8	83	47.3

854/DT54 Series Performance Chart - 25°

Front Nozzle Positions	Nozzle Set 51 (Yellow)		Nozzle Set 52 (Blue)		Nozzle Set 53 (Brown)		Nozzle Set 54 (Orange)		Nozzle Set 55 (Green)		Nozzle Set 56 (Gray)		Nozzle Set 57 (Black)		Nozzle Set 58 (Red)		Nozzle Set 59 (Beige)	
	102-0725	102-7001	102-0727	102-7002	102-0727	102-7002	102-0727	102-7002	102-6908	102-0730	102-6908	102-0730	102-4261	102-4260	102-4260	102-4260	102-4260	102-4260
Back Nozzle Positions	Red Plug	Red Plug	Red Plug	Red Plug	Red Plug	Red Plug	Red Plug	Red Plug	Red Plug	Red Plug	Red Plug	Red Plug	Red Plug	Red Plug	Red Plug	Red Plug	Red Plug	Red Plug
PSI	50	58	13.2	59	15.7	64	22.0	70	26.2	79	34.2	85	40.7	87	44.9	91	50.2	96
Radius	65	60	14.8	61	17.5	68	24.8	74	29.3	79	34.2	85	40.7	87	44.9	91	50.2	96
GPM	80	61	16.4	64	20.0	72	27.6	78	32.6	83	38.0	85	40.7	87	44.9	91	50.2	96
Radius	100	63	18.1	67	23.6	75	30.4	81	36.7	87	42.5	90	45.8	93	50.2	95	55.4	99

DT55 Series Performance Chart—25°

Front Nozzle Positions	Nozzle Set 51 (Yellow)		Nozzle Set 52 (Blue)		Nozzle Set 53 (Brown)		Nozzle Set 54 (Orange)		Nozzle Set 55 (Green)		Nozzle Set 56 (Gray)		Nozzle Set 57 (Black)		Nozzle Set 58 (Red)		Nozzle Set 59 (Beige)	
	102-6906	102-0726	102-6907	102-6907	102-0728	102-6955	102-0728	102-6955	102-6955	102-6955	102-6955	102-6955	102-6955	102-6955	102-6955	102-6955	102-6955	102-6955
Back Nozzle Positions	Yellow	Blue	Yellow	Orange	Yellow	Red	Yellow	Beige	Yellow	Beige	Yellow	Beige	Yellow	Gray	Yellow	Gray	Yellow	Gray
PSI	50	55	14.1	57	18.5	62	22.3	66	25.8	73	30.0	78	35.7	83	40.9	85	42.1	91
Radius	65	57	15.8	60	20.9	65	25.1	69	28.7	73	35.9	79	42.1	83	48.2	85	50.0	89
GPM	80	59	17.5	61	23.1	68	27.8	72	31.7	76	39.7	80	43.1	83	48.2	85	50.0	89
Radius	100	61	19.3	63	25.3	71	30.3	75	34.5	80	43.5	83	49.0	88	51.5	90	53.9	92

DT34B Series Performance Chart—25°

Front Nozzle Positions	Nozzle Set 31 (Yellow)		Nozzle Set 32 (Blue)		Nozzle Set 33 (Brown)		Nozzle Set 34 (Orange)		Nozzle Set 35 (Green)		Nozzle Set 36 (Gray)		Nozzle Set 37 (Black)		Nozzle Set 38 (Red)	
	102-0725	102-7001	102-0727	102-7002	102-0727	102-7002	102-0727	102-7002	102-6908	102-0730	102-6908	102-0730	102-4261	102-4260	102-4260	
Back Nozzle Positions	Yellow	Blue	Yellow	Orange	Yellow	Red	Yellow	Beige	Yellow	Beige	Yellow	Beige	Yellow	Gray	Yellow	Gray
PSI	50	57	13.0	58	15.5	64	21.9	68	24.4	76	28.1	76	32.2	80	35.6	
Radius	60	58	14.1	60	17.2	67	23.6	73	30.0	78	35.7	83	40.9	85	42.1	
GPM	70	59	15.5	61	18.2	69	26.2	73	30.0	78	35.7	83	40.9	85	42.1	
Radius	80	60	16.2	63	20.5	72	27.9	76	32.1	80	38.2	83	40.9	85	42.1	
GPM	90	61	17.5	65	22.0	74	29.7	78	34.1	82	40.5	86	43.4	88	44.5	
Radius	100	62	18.8	66	23.4	75	31.4	79	36.0	84	42.7	88	45.8	91	46.9	
Stator Conversions	DT34-3134								DT34-3537							

TORO GOLF IRRIGATION

Model Part # Description



DT35B SERIES PART CIRCLE SPRINKLERS
DT35B-X2-XXXX 1" Check-O-Matic

DT35B Series Performance Chart—25°

Front Nozzle Positions	Nozzle Set 30 (White Plug) 102-2208		Nozzle Set 31 (Yellow) 102-4906		Nozzle Set 32 (Blue) 102-0726		Nozzle Set 33 (Brown) 102-4907		Nozzle Set 34 (Orange) 102-0728		Nozzle Set 35 (Green) 102-4915		Nozzle Set 36 (Gray) 102-4935		Nozzle Set 37 (Black) 102-4985		Nozzle Set 38 (Red) 102-4909		
	Radius	GPM	Radius	GPM	Radius	GPM	Radius	GPM	Radius	GPM	Radius	GPM	Radius	GPM	Radius	GPM	Radius	GPM	
50	43	8.2	55	13.6	56	18.3	—	—	—	—	—	—	—	—	—	—	—	—	
60	44	9.3	56	15.0	58	20.1	63	24.2	—	—	—	—	—	—	—	—	—	—	
70	45	10.4	58	16.2	60	21.8	65	26.3	69	30.0	73	37.0	—	—	—	—	—	—	
80	46	11.5	59	17.3	62	23.3	67	28.0	71	32.1	75	39.6	78	42.9	80	48.6	85	50.6	
90	47	12.5	60	18.4	64	24.7	69	29.8	73	34.2	77	42.0	80	45.4	82	51.5	88	53.6	
100	47	13.4	61	19.3	65	26.0	70	31.4	74	35.9	79	44.2	81	48.8	83	54.2	90	56.3	
Stator	102-6929 Blue							102-1939 Yellow							102-1940 White				
Conversions	DT35-3134										DT35-3537								

835B Series Performance Chart—25°

Base Pressure	Nozzle Set 30 (White) 102-2208		Nozzle Set 31 (Yellow) 102-4587		Nozzle Set 32 (Blue) 102-4588		Nozzle Set 33 (Brown) 102-4589		Nozzle Set 34 (Orange) 102-0728		Nozzle Set 35 (Green) 102-0729		Nozzle Set 36 (Gray) 102-0730		Nozzle Set 37 (Black) 102-4261		Nozzle Set 38 (Red) 102-6909		
	Radius	GPM	Radius	GPM	Radius	GPM	Radius	GPM	Radius	GPM	Radius	GPM	Radius	GPM	Radius	GPM	Radius	GPM	
50	42	7.1	52	14.0	58	18.0	—	—	—	—	—	—	—	—	—	—	—	—	
60	43	7.9	54	15.2	60	19.5	66	21.9	—	—	—	—	—	—	—	—	—	—	
70	45	8.8	55	16.4	63	21.0	68	23.6	74	32.7	77	35.2	—	—	—	—	—	—	
80	46	9.6	57	17.4	65	22.6	70	25.3	77	35.1	79	37.7	84	39.6	86	43.4	90	47.5	
90	47	10.4	58	18.5	68	23.9	72	26.8	79	37.0	82	9.9	86	41.9	88	45.9	93	50.0	
100	48	11.2	59	19.4	70	25.2	74	28.2	80	38.9	84	41.8	88	44.1	90	48.4	95	52.5	
Stator	102-6929 Blue							102-1939 Yellow							102-1940 White				
Conversions	8355-3134										8355-3537								

835B SERIES PART CIRCLE SPRINKLERS
835B-X2-XXXX 1" Check-O-Matic

834/DT34 Performance Chart - 25°

Front Nozzle Positions	Nozzle Set 31 (Yellow) 102-0725		Nozzle Set 32 (Blue) 102-7001		Nozzle Set 33 (Brown) 102-0727		Nozzle Set 34 (Orange) 102-7002		Nozzle Set 35 (Green) 102-6908		Nozzle Set 36 (Gray) 102-0730		Nozzle Set 37 (Black) 102-4261						
	Radius	GPM	Radius	GPM	Radius	GPM	Radius	GPM	Radius	GPM	Radius	GPM	Radius	GPM					
50	42	7.1	52	14.0	58	18.0	—	—	—	—	—	—	—	—					
60	43	7.9	54	15.2	60	19.5	66	21.9	—	—	—	—	—	—					
70	45	8.8	55	16.4	63	21.0	68	23.6	74	32.7	77	35.2	—	—					
80	46	9.6	57	17.4	65	22.6	70	25.3	77	35.1	79	37.7	84	39.6					
90	47	10.4	58	18.5	68	23.9	72	26.8	79	37.0	82	9.9	86	41.9					
100	48	11.2	59	19.4	70	25.2	74	28.2	80	38.9	84	41.8	88	44.1					
Stator	102-6929 Blue							102-1939 Yellow							102-1940 White				
Conversions	8355-3134										8355-3537								

800S SERIES SPRINKLERS
834S SERIES FULL CIRCLE SPRINKLERS
834S-X1-XX 1" Normally Open Hydraulic
834S-X2-XX 1" Check-O-Matic
834S-X6-XXX 1" Electric, Pressure Regulated
834S-X6-XXXDL 1" Electric, Pressure Regulated, 2 Wire Deco



835S Series Performance Chart

Base Pressure	Nozzle Set 30 (White) 102-2208		Nozzle Set 31 (Yellow) 102-4587		Nozzle Set 32 (Blue) 102-4588		Nozzle Set 33 (Brown) 102-4589		Nozzle Set 34 (Orange) 102-0728		Nozzle Set 35 (Green) 102-0729		Nozzle Set 36 (Gray) 102-0730		Nozzle Set 37 (Black) 102-4261				
	Radius	GPM	Radius	GPM	Radius	GPM	Radius	GPM	Radius	GPM	Radius	GPM	Radius	GPM	Radius	GPM			
50	42	7.1	52	13.7	61	17.1	64	20.2	69	27.4	—	—	—	—	—	—			
65	45	8.7	54	15.5	63	20.5	66	22.9	74	30.0	76	32.4	80	34.0	—	—			
80	46	9.6	57	17.0	67	22.6	70	25.3	77	33.2	79	35.8	84	37.5	86	40.8			
100	48	11.2	59	18.9	72	25.2	74	28.2	80	37.0	84	39.9	88	42.5	92	45.3			
Stator	102-6929 Blue							102-1939 Yellow							102-1940 White				
Conversions	8355-3134										8355-3537								

835S SERIES PART CIRCLE SPRINKLERS
835S-X1-XX 1" Normally Open Hydraulic
835S-X2-XX 1" Check-O-Matic
835S-X6-XXX 1" Electric, Pressure Regulated
835S-X6-XXXDL 1" Electric, Pressure Regulated, 2 Wire Deco



854/DT54 Series Performance Chart - 25°

Front Nozzle Positions	Nozzle Set 51 (Yellow) 102-0725		Nozzle Set 52 (Blue) 102-7001		Nozzle Set 53 (Brown) 102-0727		Nozzle Set 54 (Orange) 102-7002		Nozzle Set 55 (Green) 102-6908		Nozzle Set 56 (Gray) 102-0730		Nozzle Set 57 (Black) 102-4261		Nozzle Set 58 (Red) 102-4260		Nozzle Set 59 (Blue) 102-4259		
	Radius	GPM	Radius	GPM	Radius	GPM	Radius	GPM	Radius	GPM	Radius	GPM	Radius	GPM	Radius	GPM	Radius	GPM	
50	48	11.2	59	15.7	64	22.0	70	26.2	—	—	—	—	—	—	—	—	—	—	
65	49	14.8	61	17.5	68	24.8	74	29.3	79	34.2	—	—	—	—	—	—	—	—	
80	51	16.4	64	20.0	72	27.6	78	32.6	83	38.0	85	40.7	87	44.9	91	50.2	96	55.6	
100	53	18.1	67	23.6	75	30.4	81	36.7	87	42.5	90	45.8	93	50.2	95	55.4	99	61.8	
Stator	102-6929 Blue							102-1939 Yellow							102-1940 White				
Conversions	8355-3134										8355-3537								

854S SERIES FULL CIRCLE SPRINKLERS
854S-X1-XX 1-1/2" Normally Open Hydraulic
854S-X2-XX 1-1/2" Check-O-Matic
854S-X6-XXX 1-1/2" Electric, Pressure Regulated
854S-X6-XXXDL 1-1/2" Electric, Pressure Regulated, 2 Wire Deco



TORO GOLF IRRIGATION

Model Part # Description



- 855S SERIES PART CIRCLE SPRINKLERS**
- 855S-X1-XX 1-1/2" Normally Open Hydraulic
- 855S-X2-XX 1-1/2" Check-O-Matic
- 855S-X6-XXX 1-1/2" Electric, Pressure Regulated
- 855S-X6-XXXDL 1-1/2" Electric, Pressure Regulated, 2 Wire Decoder

855S Series Performance Chart

Base Pressure	Nozzle Set 51 (Yellow)		Nozzle Set 52 (Blue)		Nozzle Set 53 (Brown)		Nozzle Set 54 (Orange)		Nozzle Set 55 (Green)		Nozzle Set 56 (Gray)		Nozzle Set 57 (Black)		Nozzle Set 58 (Red)		Nozzle Set 59 (Beige)		
	102-4587		102-4588		102-4589		102-6778		102-6729		102-6750		102-4261		102-4260		102-4259		
	Blue	Gray	Red	Gray	Orange	Gray	Orange	Gray	Blue	Gray	Blue	Gray	Orange	Gray	Blue	Gray	Blue	Gray	Blue
psi	50	52	13.9	62	17.4	66	20.7	69	28.6	—	—	—	—	—	—	—	—	—	—
Radius	54	54	15.7	44	20.8	48	21.4	74	11.2	76	11.8	81	33.7	—	—	—	—	—	—
GPM	57	57	17.2	68	22.9	72	25.8	77	34.4	79	37.2	85	39.4	89	43.6	92	47.5	96	57.0
100	59	59	19.1	73	25.5	76	28.7	80	38.2	84	41.3	89	43.7	94	48.5	95	51.1	100	61.1
Stator	102-1939 Yellow								102-1940 White								102-1941		
Comment	8551-5154								8551-5358								8551-59		

590G SERIES FIXED SPRAY

- 590G-4 4" Golf w/ Check Valve & X-Flow
- 590G-6 6" Golf w/ Check Valve & X-Flow
- 590G-12 12" Golf w/ Check Valve & X-Flow



810G SERIES SPRINKLERS

- 810G-X2 1" Full/ Part Circle Sprinkler
- 810G-X2L 1" Low Flow Full/ Part Circle Sprinkler

810G Performance Data

Nozzle Size	psi	Flow	5"		15"		25"				
			Radius	Precip Rate*	Radius	Precip Rate*	Radius	Precip Rate*			
7 Orange	40	6.7	33	0.68	0.59	39	0.38	0.44	44	0.29	0.33
	50	7.1	37	0.57	0.50	42	0.34	0.39	46	0.28	0.32
	60	7.8	38	0.60	0.52	43	0.36	0.41	47	0.29	0.34
	70	8.4	40	0.58	0.51	44	0.36	0.42	48	0.30	0.35
	80	9.1	41	0.60	0.52	45	0.37	0.43	49	0.32	0.37
	90	9.5	42	0.60	0.52	46	0.38	0.43	50	0.32	0.37
	100	10.6	43	0.64	0.55	47	0.40	0.46	51	0.34	0.39
	40	7.1	33	0.73	0.63	39	0.39	0.45	45	0.29	0.34
	50	8.0	37	0.65	0.56	42	0.38	0.44	47	0.30	0.35
	60	8.7	38	0.67	0.58	43	0.39	0.45	48	0.31	0.36
9 Red	70	9.3	38	0.71	0.62	44	0.41	0.47	49	0.32	0.37
	80	9.7	40	0.68	0.59	45	0.40	0.46	50	0.32	0.37
	90	10.9	42	0.68	0.59	47	0.42	0.48	51	0.35	0.40
	100	11.6	43	0.70	0.60	47	0.44	0.51	51	0.37	0.43
	40	9.7	33	0.99	0.86	39	0.53	0.61	45	0.40	0.46
12 Black	50	11.4	37	0.93	0.80	43	0.53	0.61	48	0.41	0.48
	60	12.4	38	0.95	0.82	44	0.53	0.61	50	0.41	0.48
	70	13.4	39	0.98	0.85	45	0.55	0.64	51	0.43	0.50
	80	14.2	40	0.99	0.86	46	0.56	0.65	52	0.44	0.51
	90	15.2	42	0.96	0.83	48	0.56	0.65	53	0.45	0.52
	100	16.0	43	0.96	0.83	48	0.58	0.67	53	0.48	0.55
16 Blue	40	12.7	34	1.22	1.06	40	0.66	0.76	46	0.50	0.58
	50	14.5	38	1.12	0.97	45	0.60	0.69	52	0.45	0.52
	60	16.0	42	1.01	0.87	49	0.57	0.65	55	0.44	0.51
	70	17.4	44	1.00	0.86	51	0.56	0.64	58	0.43	0.50
	80	18.3	47	0.92	0.80	53	0.55	0.64	58	0.45	0.52
	90	19.6	48	0.94	0.82	54	0.57	0.66	59	0.47	0.54
100	20.5	50	0.91	0.79	55	0.56	0.65	60	0.47	0.55	
20 Green	40	14.0	34	1.35	1.17	41	0.71	0.82	47	0.53	0.61
	50	16.2	38	1.24	1.08	46	0.65	0.75	53	0.48	0.55
	60	17.9	42	1.13	0.98	50	0.60	0.69	58	0.44	0.51
	70	19.3	46	0.93	0.81	55	0.54	0.63	61	0.43	0.50
	80	20.7	49	0.96	0.83	56	0.55	0.64	63	0.43	0.50
	90	21.9	51	0.94	0.81	56	0.58	0.67	61	0.49	0.57
100	22.9	51	0.98	0.85	58	0.57	0.66	65	0.45	0.52	
24 Brown	40	14.7	35	1.33	1.15	41	0.73	0.84	47	0.55	0.64
	50	16.4	41	1.08	0.94	48	0.59	0.68	55	0.45	0.52
	60	17.7	46	0.93	0.81	52	0.55	0.63	58	0.44	0.51
	70	18.9	49	0.87	0.76	55	0.52	0.60	61	0.42	0.49
	80	20.3	50	0.90	0.78	56	0.54	0.62	62	0.44	0.51
	90	21.6	54	0.82	0.71	60	0.51	0.59	65	0.43	0.49
100	22.8	56	0.81	0.70	62	0.50	0.58	67	0.42	0.49	
27 Gray	40	16.7	34	1.61	1.39	41	0.83	0.96	48	0.60	0.70
	50	19.0	38	1.46	1.27	47	0.72	0.83	56	0.51	0.58
	60	20.9	43	1.25	1.09	52	0.66	0.76	60	0.48	0.56
	70	22.7	49	1.05	0.91	56	0.60	0.70	63	0.48	0.55
	80	24.2	52	1.00	0.86	59	0.59	0.68	65	0.48	0.55
	90	25.6	55	0.94	0.81	62	0.55	0.64	69	0.45	0.52
100	27.0	57	0.92	0.80	64	0.55	0.63	71	0.45	0.52	

TORO GOLF IRRIGATION

Model	Part #	Description
720G SERIES SPRINKLERS		
720G SERIES FULL CIRCLE SPRINKLER		
	724G	Full Circle w/ MultiMatrix Adjustable Flow Nozzle
	720G SERIES PART CIRCLE SPRINKLER	
	725G	Part Circle w/ MultiMatrix Adjustable Flow Nozzle
720G SERIES PART CIRCLE SHRUB SPRINKLER		
	725G-COM	Part Circle Shrub w/ Check-O-Matic
720 SERIES SPRINKLERS		
724 SERIES FULL CIRCLE SPRINKLER		
	724-X1-39	Normally Open Hydraulic
	724-X2-39	Check-O-Matic
	724-X6-396	Electric
725 SERIES PART CIRCLE SPRINKLER		
	725-X1-39	Normally Open Hydraulic
	725-X2-39	Check-O-Matic
	725-X6-396	Electric
	725-X6-396DL	Electric, 2 Wire Decoder

DT SERIES RISERLESS SPRINKLER BODIES

Note: X = Body Thread: 0 = NPT; 4 = ACME

DT30 SERIES

DT30-X6 Body Assembly, 1" Electric

DT50 SERIES

DT50-X6 Body Assembly, 1.5" Electric

800S SERIES RISERLESS SPRINKLER BODIES

Note: X = Body Thread: 0 = NPT; 4 = ACME

830 SERIES

830S-X1 Body Assembly, 1" Normally Open
 830S-X2 Body Assembly, 1" Check-O-Matic
 830S-X6 Body Assembly, 1" Electric
 830S-X6DL Body Assembly, 1" Electric, 2 Wire Decoder

850 SERIES

850S-X1 Body Assembly, 1.5" Normally Open
 850S-X2 Body Assembly, 1.5" Check-O-Matic
 850S-X6 Body Assembly, 1.5" Electric
 850S-X6DL Body Assembly, 1.5" Electric, 2 Wire Decoder

720 SERIES RISERLESS SPRINKLER BODIES

Note: X = Body Thread: 0 = NPT; 4 = ACME

720-x6 Body Assembly, 1" Electric

CONVERSION ASSEMBLIES



720 SERIES SPRINKLERS CONVERSION ASSEMBLIES

724 SERIES FULL CIRCLE CONVERSION ASSEMBLIES

102-0112 Conversion Assembly, Ribbed Body

725 SERIES PART CIRCLE CONVERSION ASSEMBLIES

102-0108 Conversion Assembly, Ribbed Body

TORO GOLF IRRIGATION

Model	Part #	Description
DT SERIES SPRINKLERS CONVERSION ASSEMBLIES		
DT34 SERIES FULL CIRCLE CONVERSION ASSEMBLIES		
DT34-3134		Conversion Assembly, DT 34 w/ 31-34 Nozzles (#3 Nozzle Installed)
DT34-3537		Conversion Assembly, DT 34 w/ 35-37 Nozzles (#5 Nozzle Installed)
DT35 SERIES PART CIRCLE CONVERSION ASSEMBLIES		
DT35-3134		Conversion Assembly, DT 35 w/ 31-34 Nozzles (#3 Nozzle Installed)
DT35-3537		Conversion Assembly, DT 35 w/ 35-37 Nozzles (#5 Nozzle Installed)
DT54 SERIES FULL CIRCLE CONVERSION ASSEMBLIES		
DT54-5154		Conversion Assembly, DT 54 w/ 51-54 Nozzles (#3 Nozzle Installed)
DT54-5558		Conversion Assembly, DT 54 w/ 55-58 Nozzles (#5 Nozzle Installed)
DT54-59		Conversion Assembly, DT 54 w/ 59 Nozzle
DT55 SERIES PART CIRCLE CONVERSION ASSEMBLIES		
RIBBED BODY		
DT55-5154		Conversion Assembly, DT55 w/ 51-54 Nozzles (#3 Nozzle Installed)
DT55-5558		Conversion Assembly, DT55 w/ 55-58 Nozzles (#5 Nozzle Installed)
DT55-59		Conversion Assembly, DT55 w/ 59
RIBLESS BODY		
DT55-5154R		Conversion Assembly, DT55 w/ 51-54 Nozzles (#3 Nozzle Installed)
DT55-5558R		Conversion Assembly, DT55 w/ 55-58 Nozzles (#5 Nozzle Installed)
DT55-59R		Conversion Assembly, DT55 w/ 59



800S SERIES SPRINKLERS CONVERSION ASSEMBLIES

834S SERIES FULL CIRCLE CONVERSION ASSEMBLIES		
834S-3134		Conversion Assembly, 834S 31-34 (#3 Nozzle Installed)
834S-3537		Conversion Assembly, 834S 35-37 (#5 Nozzle Installed)



835S SERIES PART CIRCLE CONVERSION ASSEMBLIES		
835S-3134		Conversion Assembly, 835S 31-34 (#3 Nozzle Installed)
835S-3537		Conversion Assembly, 835S 35-37 (#5 Nozzle Installed)



854S SERIES FULL CIRCLE CONVERSION ASSEMBLIES		
854S-5154		Conversion Assembly, 854S 51-54 (#3 Nozzle Installed)
854S-5558		Conversion Assembly, 854S 55-58 (#5 Nozzle Installed)
854S-59		Conversion Assembly, 854S 59

855S SERIES PART CIRCLE CONVERSION ASSEMBLIES

RIBBED BODY		
855S-5154		Conversion Assembly, 855S 51-54 (#3 Nozzle Installed)
855S-5558		Conversion Assembly, 855S 55-58 (#5 Nozzle Installed)
855S-59		Conversion Assembly, 855S 59



RIBLESS BODY		
855S-5154R		Conversion Assembly, 855S 51-54 (#3 Nozzle Installed)
855S-5558R		Conversion Assembly, 855S 55-58 (#5 Nozzle Installed)
855S-59R		Conversion Assembly, 855S 59

SUBSURFACE DRIP SYSTEMS



SSDS-LF-500	DL2000 500' Subsurface Drip System, Low Flow
SSDS-HF-1000	DL2000 1000' Subsurface Drip System, High Flow

TORO GOLF IRRIGATION

Model	Part #	Description
-------	--------	-------------

SWING JOINTS



12" STANDARD UNI-BODY

TSJ-10M-12-3-10A	1" x 12" Toro Standard Uni-Body Swing Joint MIPT x ACME
TSJ-10M-12-3-10M	1" x 12" Toro Standard Uni-Body Swing Joint MIPT x MIPT
TSJ-15M-12-3-15A	1-1/2" x 12" Toro Standard Uni-Body Swing Joint MIPT x ACME
TSJ-15M-12-3-15M	1-1/2" x 12" Toro Standard Uni-Body Swing Joint MIPT x MIPT

12" ACME STANDARD UNI-BODY

TSJ-10A-12-3-10A	1" x 12" Toro Standard Uni-Body Swing Joint ACME x ACME
TSJ-10A-12-3-10M	1" x 12" Toro Standard Uni-Body Swing Joint ACME x MIPT
TSJ-15A-12-3-15A	1-1/2" x 12" Toro Standard Uni-Body Swing Joint ACME x ACME

18" ACME STANDARD UNI-BODY

TSJ-10A-18-3-10A	1" x 18" Toro Standard Uni-Body Swing Joint ACME x ACME
TSJ-15A-18-3-15A	1-1/2" x 18" Toro Standard Uni-Body Swing Joint ACME x ACME

12" SADDLE STANDARD UNI-BODY

TSJ-15A-12-4-15A	1-1/2" x 12" Toro Saddle Standard Uni-Body Swing Joint ACME x ACME
------------------	--

12" SADDLE STANDARD UNI-BODY

TSJ-15A-18-4-15A	1-1/2" x 18" Toro Saddle Standard Uni-Body Swing Joint ACME x ACME
------------------	--

12" QUICK COUPLER STANDARD UNI-BODY

TSJ-10M-12-3-10-QC	1 x 12" Standard Uni-Body Swing Joint for Quick Coupler, MIPT
--------------------	---

18" QUICK COUPLER STANDARD UNI-BODY

TSJ-10M-18-3-10-QC	1 x 18" Standard Uni-Body Swing Joint for Quick Coupler, MIPT
--------------------	---

12" ACME QUICK COUPLER STANDARD UNI-BODY

TSJ-10A-12-3-10-QC	1 x 12" Standard Uni-Body Swing Joint for Quick Coupler, ACME
--------------------	---

18" ACME QUICK COUPLER STANDARD UNI-BODY

TSJ-10A-18-3-10-QC	1 x 18" Standard Uni-Body Swing Joint for Quick Coupler, ACME
--------------------	---



LARGE TURF SPRINKLER ACCESSORIES

800 SERIES CONVERSION KIT FOR 690 SERIES SPRINKLERS

102-5011	690 Conversion Kit
----------	--------------------

1" GOLF BODY - TOOLS & ACCESSORIES

(All Models: 630, 660, 720, 730, 760, 830S & 860S Series)

995-100	Valve Snap Ring Pliers w/Screen Remover
995-08	Valve Removal Tool
995-15	Selector Tool (Flag Key)
995-76	Valve Insertion Tool
995-83	Multi-Purpose Tool

630 SERIES

995-06	Drive Assembly Extraction Tool
995-16	Riser Pliers
995-31	Hose Adapter

660 SERIES

995-52	Nut Driver, 1/4"
995-53	Nut Driver, 3/8"
995-55	Riser Hold Up Tool

730 SERIES

995-55	Riser Hold Up Tool
995-85	Riser Removal Tool

760 SERIES

995-55	Riser Hold Up Tool
995-79	Nut Driver, 7/16" (For Inner nozzle)
995-80	Nut Driver, 1/2" (For 363-3137 Jam Nut)
995-81	Nut Driver, 9/16" (For Main Nozzle)
995-82	Arc Adjustment Tool, 3/32" (T-Handle Hex Wrench)
995-85	Riser Removal Tool

830S SERIES

995-102	Riser Hold Up Tool
995-79	Nut Driver, 7/16" (For Inner Nozzle), Pre-August 2007 Models
995-105	Nut Driver, 5/16" (For Inner Nozzle), Post-August 2007 Models
995-85	Riser Removal Tool
995-99	Nut Driver, 5/8" (For Main Nozzle)


TORO GOLF IRRIGATION

Model	Part #	Description
835S SERIES AND DT34/ DT35 SERIES		
	995-102	Riser Hold Up Tool
	995-85	Riser Removal Tool
	995-99	Nut Driver, 5/8" (For Main Nozzle)
	995-105	Nut Driver, 5/16"
860S SERIES		
	995-102	Riser Hold Up Tool
	995-79	Nut Driver, 7/16" (For Inner nozzle)
	995-80	Nut Driver, 1/2" (For 363-3137 Jam Nut)
	995-82	Arc Adjustment Tool, 3/32" (T-Handle Hex Wrench)
	995-85	Riser Removal Tool
	995-99	Nut Driver, 5/8" (For Main Nozzle)
1-1/2" GOLF BODY - TOOLS & ACCESSORIES (All Models: 650, 670, 680, 750, 780, 850S & 880S Series)		
	995-09	Valve Removal Tool
	995-101	Valve Insertion Tool
	995-15	Selector Tool (Flag Key)
	995-83	Multi-Purpose Tool
650 SERIES		
	995-06	Drive Assembly Extraction Tool
	995-100	Valve Snap Ring Pliers w/Screen Remover
	995-16	Riser Pliers
	995-18	Spring Collar Installation Tool
	995-31	Hose Adapter
	995-79	Nut Driver, 7/16" (For Inner Nozzle)
670 SERIES		
	995-100	Valve Snap Ring Pliers w/Screen Remover
680 SERIES		
	995-52	Nut Driver, 1/4"
	995-53	Nut Driver, 3/8"
	995-55	Riser Hold Up Tool
750 SERIES		
	995-55	Riser Hold Up Tool
	995-83	Multi-Purpose Tool
	995-85	Riser Removal Tool
780 SERIES		
	995-55	Riser Hold Up Tool
	995-79	Nut Driver, 7/16" (For Inner Nozzle)
	995-80	Nut Driver, 1/2" (For 363-3137 Jam Nut)
	995-81	Nut Driver, 9/16" (For Main Nozzle)
	995-82	Arc Adjustment Tool, 3/32" (T-Handle Hex Wrench)
	995-85	Riser Removal Tool
850S SERIES		
	995-102	Riser Hold Up Tool
	995-85	Riser Removal Tool
	995-79	Nut Driver, 7/16" (For Inner Nozzle), Pre-August 2007 Models
	995-99	Nut Driver, 5/8" (For Main Nozzle)
	995-105	Nut Driver, 5/16" (For Inner Nozzle), Post-August 2007 Models
855S SERIES AND DT54/ DT55 SERIES		
	995-102	Riser Hold Up Tool
	995-105	Hex Nut Driver, 5/16"
	995-85	Riser Removal Tool
	995-99	Nut Driver, 5/8" (For Main Nozzle)
880S SERIES		
	995-102	Riser Hold Up Tool
	995-79	Nut Driver, 7/16" (For Inner nozzle)
	995-80	Nut Driver, 1/2" (For 363-3137 Jam Nut)
	995-82	Arc Adjustment Tool, 3/32" (T-Handle Hex Wrench)
	995-85	Riser Removal Tool
	995-99	Nut Driver, 5/8" (For Main Nozzle)

TORO GOLF IRRIGATION

Model	Part #	Description
-------	--------	-------------

VALVES



220G SERIES BRASS VALVES

220G-27-04	1" Brass Pressure Regulating Valve, Low Watt, High Surge
220G-27-05	1-1/4" Brass Pressure Regulating Valve, Low Watt, High Surge
220G-27-06	1-1/2" Brass Pressure Regulating Valve, Low Watt, High Surge
220G-27-08	2" Brass Pressure Regulating Valve, Low Watt, High Surge



P-220G SERIES PLASTIC VALVES

P220G-27-04	1" Plastic Pressure Regulating Valve, Low Watt, High Surge
P220G-27-06	1-1/2" Plastic Pressure Regulating Valve, Low Watt, High Surge
P220G-27-08	2" Plastic Pressure Regulating Valve, Low Watt, High Surge
P220G-27-00	3" Plastic Pressure Regulating Valve, Low Watt, High Surge

QUICK COUPLING VALVES & ACCESSORIES

QUICK COUPLING VALVES



TR075-SLSC	3/4" One-Piece Quick Coupler w/Metal Cover (Old # TR473-00)
TR474-00	1" Standard Cover
TR474-01	1" Vinyl Yellow Cover
TR100-2SLVC	1" Vinyl Cover (Old # TR474-21)
TR100-SLVLC	1" Vinyl Yellow Cover w/Lock (# TR474-03)
TR475-00	1" I.P.T x 1-1/4" Standard Cover
TR475-01	1" I.P.T x 1-1/4" Vinyl Yellow Cover
TR476-00	1-1/2" Standard Cover
TR476-01	1-1/2" Vinyl Yellow Cover

RECYCLED WATER QUICK COUPLING VALVES

TR474-04	1 Piece, 1" Quick Coupler w/Effluent Locking Cover
TR100-2SLLVC	2 Piece, 1" Quick Coupler w/Effluent Locking Cover (# TR474-24)
TR100-ATLVC	1 Piece, Single Lug w/1" Acme Thrd. Quick Coupler (# TR474-44)
TR476-04	1 Piece, 1-1/2" Quick Coupler w/Effluent Locking Cover

COUPLING KEYS



TR075-SLK	3/4" Top Pipe Thread, 1/2" Female, 3/4" Male (Old # TR463-01)
TR100-SLK	1" Top Thread, 3/4" Female x 1" Male (Old # TR464-01)
TR100-AK	1" Top Pipe Threaded, ACME Female, 1" Male (Old # TR464-03)
TR462-02	1" Top Pipe Thread, 1" Female
TR465-01	1-1/4" Top Pipe Thread, 3/4" Female, 1" Male
TR465-02	1-1/4" Top Pipe Thread, 1" Female, 1-1/4" Male
TR466-01	1-1/2" Top Pipe Thread, 1-1/4" Female, 1-1/2" Male
TRLK	Key for Locking Cover

QUICK COUPLING REPAIR KITS

BOBY REPAIR KITS

WRQCV075BKIT	3/4" QCV Body Repair Kit
WRQB44BKIT	1" QCV Body Repair Kit for Two Piece Single Slot
WRQCV100BKIT	1" QCV Body Repair Kit
WRQCV101BKIT	1" QCV Body Repair Kit for V101
WRQCV-151BKIT	1-1/2" QCV Body Repair Kit

LID REPAIR KITS

WRQCV101LYKIT	1" QCV Lid Repair Kit Yellow
WRQCV151LYKIT	1-1/2" QCV Lid Repair Kit Yellow

HOSE SWIVELS & HOSE ADAPTERS



TR075-75-MHS	3/4" NPT x 3/4" MHT Hose Swivel
TR075-MHS	1" NPT x 3/4", MHT Hose Swivel
TR100-MHS	1" NPT x 1", MHT Hose Swivel
WRHS125	1-1/4" NPT x 1" MHT Hose Swivel
WR4HS-151	1-1/2" NPT x 1" MHT Hose Swivel
TR999-30	1" NPT for Hose Adapter for 1" Golf Sprinkler
TR999-50	1" NPT for Hose Adapter for 1-1/2" Golf Sprinkler

TORO GOLF IRRIGATION

Model Part # Description

CENTRAL CONTROL SYSTEMS AND SATELLITES



SITEPRO CENTRAL CONTROL SYSTEM

Note: The SitePro central control system is configured to include: Base Software, Computer Hardware, & Service Package.
The Field Interface Unit for Network LTC Plus, SitePro Central GDC/ Gateway Decoder System and Network VP must be ordered separately.
SitePro Centrals w/ 5 year NSN plans include coverage for a remote NSN training class for one individual.

SITEPRO CENTRALS NARROW BAND TRANSMIT AND RECEIVE

SP-01-1-01-NB	Standard Computer w/ 1 year NSN for E-Series OSMAC, includes Base Station
SP-04-1-01-NB	Premium Computer w/ 1 year NSN for E-Series OSMAC, includes Base Station
SP-01-5-01-NB	Standard Computer w/ 5 year NSN for E-Series OSMAC, includes Base Station, & Remote NSN Training
SP-04-5-01-NB	Premium Computer w/ 5 year NSN for E-Series OSMAC, includes Base Station, & Remote NSN Training
SP-01-1-03	Standard Computer w/ 1 year NSN for Network LTC Plus, less Field Interface Unit
SP-04-1-03	Premium Computer w/ 1 year NSN for Network LTC Plus, less Field Interface Unit
SP-01-5-03	Standard Computer w/ 5 year NSN for Network LTC Plus, less Field Interface Unit, & Remote NSN Training
SP-04-5-03	Premium Computer w/ 5 year NSN for Network LTC Plus, less Field Interface Unit, & Remote NSN Training
SP-01-1-07	Standard Computer w/ 1 year NSN for Network VP, less Field Interface Unit
SP-04-1-07	Premium Computer w/ 1 year NSN for Network VP, less Field Interface Unit
SP-01-5-07	Standard Computer w/ 5 year NSN for Network VP, less Field Interface Unit, & Remote NSN Training
SP-04-5-07	Premium Computer w/ 5 year NSN for Network VP, less Field Interface Unit, & Remote NSN Training
SP-01-1-08	Standard Computer w/ 1 year NSN, Network GDC/ Gateway
SP-04-1-08	Premium Computer w/ 1 year NSN, Network GDC/ Gateway
SP-01-5-08	Standard Computer w/ 5 year NSN, Network GDC/ Gateway
SP-04-5-08	Premium Computer w/ 5 year NSN, Network GDC/ Gateway



SITEPRO SYNERGY

SP-00-1-11-NB	SitePro Synergy, Standard Computer, w/ 1 year NSN, E-Series OSMAC, Narrow Band
SP-00-1-13	SitePro Synergy, Standard Computer, w/ 1 year NSN, Network LTC Plus
SP-00-1-18	SitePro Synergy, Standard Computer, w/ 1 year NSN, Network GDC/ Gateway

SITEPRO CENTRAL CONTROL SYSTEM ACCESSORIES

BASE STATION

NB-BS-01	Narrow Band base Station
----------	--------------------------

FIELD INTERFACE UNITS

FIU-2010	Field Interface Unit w/ 1 Wireline
FIU-2020	Field Interface Unit w/ 2 Wirelines
FIU-2011	Field Interface Unit w/ 1 Wireline & 1 Radio Line
FIU-2021	Field Interface Unit w/ 2 Wirelines & 1 Radio Line
FIU-2011R	Field Interface Unit w/ 1 Wireline & 1 Radio Line, Radio Included
FIU-2021R	Field Interface Unit w/ 2 Wirelines & 1 Radio Line, Radio Included
102-0397	Field Interface Unit Sensor Kit
102-0767	Field Interface Unit Additional Surge Protection Kit
102-1201	Cable Service Kit for SitePro Field Interface Unit
102-5490	FIU Kit for Maxon Radio Upgrade

GDC GATEWAYS

DEC-PC-1600	Gateway, PC Controlled, 1600 Station
DEC-SA-200	Gateway, Stand Alone, 200 Station

SITEPRO SOFTWARE

997-04	T.Weather w/ WeatherLogic Software
997-05*	Network Hand Held Software

Note: * Operational only with purchase of the Network Hand Held Radio Interface.

TORO GOLF IRRIGATION

Model	Part #	Description
-------	--------	-------------

PRISM® SOFTWARE WITH QUICKVIEW™

Note: PRISM provides a QuickView interface that does not require a map. Map capability, if desired, is easily added by purchasing the map creation services separately.



BUNDLES WITH IPAQ PDA

676-17	PRISM Software, IPAQ Unit w/1-year NSN Support (1st Unit)
676-18	PRISM Software, IPAQ Unit w/1-year NSN Support (2nd Unit)
676-19	PRISM Software, IPAQ Unit w/1-year NSN Support (Units 3-5)

PRISM® SOFTWARE ONLY

676-26*	PRISM Software, w/1-year NSN Support (1st Unit)
676-27*	PRISM Software, w/1-year NSN Support (2nd Unit)
676-28*	PRISM Software, w/1-year NSN Support (Units 3-5)

*Available only to customers who have purchased an IPAQ through Toro.



MAP CAPABILITY OPTIONS

676-03	Data Transfer - TMAP (These are TMAP-ready CAD or shape files. The price is per 9 holes or 1,000 sprinklers.)
676-04	Data Transfer - CAD Files (These are CAD files w/o the required TMAP attributes. The price is per 9 holes or 1,000 sprinklers.)
676-05	Data Transfer - Paper As-Built (The only "Paper" accepted is an as-built. The price is per 9 holes or 1,000 sprinklers.)

SMART OSMAC® SOFTWARE

BUNDLES WITH IPAQ PDA

676-08	Smart OSMAC Software, IPAQ Unit w/1-year NSN Support (1st Unit)
676-09	Smart OSMAC Software, IPAQ Unit w/1-year NSN Support (2nd Unit)
676-10	Smart OSMAC Software, IPAQ Unit w/1-year NSN Support (Units 3-5)



SOFTWARE ONLY FOR IPAQ

676-14*	Smart OSMAC Software, w/1-year NSN Support (1st Unit)
676-15*	Smart OSMAC Software, w/1-year NSN Support (2nd Unit)
676-16*	Smart OSMAC Software, w/1-year NSN Support (Units 3-5)

*Available only to customers who have purchased an IPAQ through Toro.



EPROMS

102-2915	EPROM - E-Series OSMAC Compatible
102-2913	EPROM - RDR Compatible

OSMAC® RDR SATELLITES - ELECTRIC, WIDE BAND

Note: Wide band models require separate purchase of the frequency module.

OSMAC®PEDESTAL SATELLITE - 16 STATIONS

RDR16P6APM4	13x13 Plastic Pedestal for 16 Stations, Electric Actuation, Wide Band, w/o Frequency Module, Full Surge
-------------	---

OSMAC®PEDESTAL SATELLITE - 24 STATIONS

RDR24P6APM4	13x13 Plastic Pedestal for 24 Stations, Electric Actuation, Wide Band, w/o Frequency Module, Full Surge
-------------	---

OSMAC®PEDESTAL SATELLITE - 32 STATIONS

RDR32P6APM4	13x13 Plastic Pedestal for 32 Stations, Electric Actuation, Wide Band, w/o Frequency Module, Full Surge
-------------	---

OSMAC®PEDESTAL SATELLITE - 40 STATIONS

RDR40P6APM4	13x13 Plastic Pedestal for 40 Stations, Electric Actuation, Wide Band, w/o Frequency Module, Full Surge
-------------	---

OSMAC®PEDESTAL SATELLITE - 48 STATIONS

RDR48P6APM4	13x13 Plastic Pedestal for 48 Stations, Electric Actuation, Wide Band, w/o Frequency Module, Full Surge
-------------	---



OSMAC® RDR SATELLITES - ELECTRIC, NARROW BAND

Note: Narrow band models include programmable frequency module and Smart OSMAC EPROM as standard. To gain SMART

OSMAC capability, Smart OSMAC software must be purchased.

OSMAC®PEDESTAL SATELLITE - 16 STATIONS

RDR16P6ANM4	13x13 Plastic Pedestal for 16 Stations, Electric Actuation, Narrow Band, w/ Frequency Module, Full Surge
-------------	--

OSMAC®PEDESTAL SATELLITE - 24 STATIONS

RDR24P6ANM4	13x13 Plastic Pedestal for 24 Stations, Electric Actuation, Narrow Band, w/ Frequency Module, Full Surge
-------------	--

OSMAC®PEDESTAL SATELLITE - 32 STATIONS

RDR32P6ANM4	13x13 Plastic Pedestal for 32 Stations, Electric Actuation, Narrow Band, w/ Frequency Module, Full Surge
-------------	--

OSMAC®PEDESTAL SATELLITE - 40 STATIONS

RDR40P6ANM4	13x13 Plastic Pedestal for 40 Stations, Electric Actuation, Narrow Band, w/ Frequency Module, Full Surge
-------------	--

OSMAC®PEDESTAL SATELLITE - 48 STATIONS

RDR48P6ANM4	13x13 Plastic Pedestal for 48 Stations, Electric Actuation, Narrow Band, w/ Frequency Module, Full Surge
-------------	--



TORO GOLF IRRIGATION

Model	Part #	Description
-------	--------	-------------

OSMAC® RDR SATELLITES - HYDRAULIC, WIDE BAND

Note: Wide band models require separate purchase of the frequency module.

OSMAC®PEDESTAL SATELLITE - 16 STATIONS

RDR16P01P0 13x13 Plastic Pedestal for 16 Stations, Normally Open Hydraulic Actuation, Wide Band, w/o Frequency Module

OSMAC®PEDESTAL SATELLITE - 24 STATIONS

RDR24P01P0 13x13 Plastic Pedestal for 24 Stations, Normally Open Hydraulic Actuation, Wide Band, w/o Frequency Module

OSMAC®PEDESTAL SATELLITE - 32 STATIONS

RDR32P01P0 13x13 Plastic Pedestal for 32 Stations, Normally Open Hydraulic Actuation, Wide Band, w/o Frequency Module

OSMAC®PEDESTAL SATELLITE - 40 STATIONS

RDR40P01P0 13x13 Plastic Pedestal for 40 Stations, Normally Open Hydraulic Actuation, Wide Band, w/o Frequency Module

OSMAC®PEDESTAL SATELLITE - 48 STATIONS

RDR48P01P0 13x13 Plastic Pedestal for 48 Stations, Normally Open Hydraulic Actuation, Wide Band, w/o Frequency Module

OSMAC® RDR SATELLITES - HYDRAULIC, NARROW BAND

Note: Narrow band models include programmable frequency module & Smart OSMAC EPROM. To gain SMART OSMAC capability, Smart OSMAC software must be purchased.

OSMAC®PEDESTAL SATELLITE - 16 STATIONS

RDR16P01N0 13x13 Plastic Pedestal for 16 Stations, Normally Open Hydraulic Actuation, Narrow Band, w/ Frequency Module

OSMAC®PEDESTAL SATELLITE - 24 STATIONS

RDR24P01N0 13x13 Plastic Pedestal for 24 Stations, Normally Open Hydraulic Actuation, Narrow Band, w/ Frequency Module

OSMAC®PEDESTAL SATELLITE - 32 STATIONS

RDR32P01N0 13x13 Plastic Pedestal for 32 Stations, Normally Open Hydraulic Actuation, Narrow Band, w/ Frequency Module

OSMAC®PEDESTAL SATELLITE - 40 STATIONS

RDR40P01N0 13x13 Plastic Pedestal for 40 Stations, Normally Open Hydraulic Actuation, Narrow Band, w/ Frequency Module

OSMAC®PEDESTAL SATELLITE - 48 STATIONS

RDR48P01N0 13x13 Plastic Pedestal for 48 Stations, Normally Open Hydraulic Actuation, Narrow Band, w/ Frequency Module

OSMAC® SATELLITES ACCESSORIES

ACCESSORIES (NARROW-BAND ONLY)

102-2012 OSMAC RDR Narrow-band Retrofit Card w/ Smart OSMAC EPROM
 102-2913 Smart OSMAC EPROM-RDR Compatible
 102-1758 POSAG EPROM for RDR Products
 102-2040 Cable Assembly Kit, Frequency Prog. RDR OSMAC

LOW VOLTAGE, NARROW-BAND RDR RETROFIT KIT

RDR0160LVN0 Narrow Band RDR Retrofit Kit for 16 Stations (Expandable to 48) w/Smart OSMAC EPROM

OSMAC® PEDESTAL PRE-WIRED FOR 16 STATIONS (w/o RDR)

DRC-31-06L 13x13 Plastic Pedestal Pre-wired for 16 Stations, Normally Open Hydraulic Actuation
 DRC-36-06L 13x13 Plastic Pedestal Pre-wired for 16 Stations, Electric Actuation
 DRC-36-16L 13x13 Plastic Pedestal Pre-wired for 16 Stations, Electric Actuation (24VAC Surge Protection)
 DRC-86-06L 13x8.5 Stainless Steel Pedestal Pre-wired for 16 Stations, Electric Actuation
 DRC-86-16L 13x8.5 Stainless Steel Pedestal Pre-wired for 16 Stations, Electric Actuation (24VAC Surge Protection)

OSMAC® PEDESTAL PRE-WIRED FOR 24 STATIONS (w/o RDR)

D24-31-06L 13x13 Plastic Pedestal Pre-wired for 24 Stations, Normally Open Hydraulic Actuation
 D24-36-06L 13x13 Plastic Pedestal Pre-wired for 24 Stations, Electric Actuation
 D24-36-16L 13x13 Plastic Pedestal Pre-wired for 24 Stations, Electric Actuation (24VAC Surge Protection)
 D24-38-06L 13x13 Plastic Pedestal Pre-wired for 24 Stations, Normally Closed Hydraulic Actuation
 D24-81-06L 13x8.5 Stainless Steel Pedestal Pre-wired for 24 Stations, Normally Open Hydraulic Actuation
 D24-86-06L 13x8.5 Stainless Steel Pedestal Pre-wired for 24 Stations, Electric Actuation
 D24-86-16L 13x8.5 Stainless Steel Pedestal Pre-wired for 24 Stations, Electric Actuation (24VAC Surge Protection)
 D24-88-06L 13x8.5 Stainless Steel Pedestal Pre-wired for 24 Stations, Normally Closed Hydraulic Actuation
 D24-91-06L 13x13 Stainless Steel Pedestal Pre-wired for 24 Stations, Normally Open Hydraulic Actuation
 D24-96-06L 13x13 Stainless Steel Pedestal Pre-wired for 24 Stations, Electric Actuation
 D24-96-16L 13x13 Stainless Steel Pedestal Pre-wired for 24 Stations, Electric Actuation (24VAC Surge Protection)
 D24-98-06L 13x13 Stainless Steel Pedestal Pre-wired for 24 Stations, Normally Closed Hydraulic Actuation

OSMAC® PEDESTAL PRE-WIRED FOR 32 STATIONS (w/o RDR)

D32-31-06L 13x13 Plastic Pedestal Pre-wired for 32 Stations, Normally Open Hydraulic Actuation
 D32-36-06L 13x13 Plastic Pedestal Pre-wired for 32 Stations, Electric Actuation
 D32-36-16L 13x13 Plastic Pedestal Pre-wired for 32 Stations, Electric Actuation (24VAC Surge Protection)
 D32-38-06L 13x13 Plastic Pedestal Pre-wired for 32 Stations, Normally Closed Hydraulic Actuation
 D32-86-06L 13x8.5 Stainless Steel Pedestal Pre-wired for 32 Stations, Electric Actuation
 D32-91-06L 13x13 Stainless Steel Pedestal Pre-wired for 32 Stations, Normally Open Hydraulic Actuation
 D32-96-06L 13x13 Stainless Steel Pedestal Pre-wired for 32 Stations, Electric Actuation
 D32-96-16L 13x13 Stainless Steel Pedestal Pre-wired for 32 Stations, Electric Actuation (24VAC Surge Protection)
 D32-98-06L 13x13 Stainless Steel Pedestal Pre-wired for 32 Stations, Normally Closed Hydraulic Actuation



TORO GOLF IRRIGATION

Model	Part #	Description
OSMAC® PEDESTAL PRE-WIRED FOR 40 STATIONS (w/o RDR)		
D40-31-06L		13x13 Plastic Pedestal Pre-wired for 40 Stations, Normally Open Hydraulic Actuation
D40-36-06L		13x13 Plastic Pedestal Pre-wired for 40 Stations, Electric Actuation
D40-36-16L		13x13 Plastic Pedestal Pre-wired for 40 Stations, Electric Actuation (24VAC Surge Protection)
D40-38-06L		13x13 Plastic Pedestal Pre-wired for 40 Stations, Normally Closed Hydraulic Actuation
D40-86-06L		13x8.5 Stainless Steel Pedestal Pre-wired for 40 Stations, Electric Actuation
D40-91-06L		13x13 Stainless Steel Pedestal Pre-wired for 40 Stations, Normally Open Hydraulic Actuation
D40-96-06L		13x13 Stainless Steel Pedestal Pre-wired for 40 Stations, Electric Actuation
D40-96-16L		13x13 Stainless Steel Pedestal Pre-wired for 40 Stations, Electric Actuation (24VAC Surge Protection)
D40-98-06L		13x13 Stainless Steel Pedestal Pre-wired for 40 Stations, Normally Closed Hydraulic Actuation

OSMAC® PEDESTAL PRE-WIRED FOR 48 STATIONS (w/o RDR)		
D48-31-06L		13x13 Plastic Pedestal Pre-wired for 48 Stations, Normally Open Hydraulic Actuation
D48-36-06L		13x13 Plastic Pedestal Pre-wired for 48 Stations, Electric Actuation
D48-36-16L		13x13 Plastic Pedestal Pre-wired for 48 Stations, Electric Actuation (24VAC Surge Protection)
D48-38-06L		13x13 Plastic Pedestal Pre-wired for 48 Stations, Normally Closed Hydraulic Actuation
D48-86-06L		13x8.5 Stainless Steel Pedestal Pre-wired for 48 Stations, Electric Actuation
D48-91-06L		13x13 Stainless Steel Pedestal Pre-wired for 48 Stations, Normally Open Hydraulic Actuation
D48-96-06L		13x13 Stainless Steel Pedestal Pre-wired for 48 Stations, Electric Actuation
D48-96-16L		13x13 Stainless Steel Pedestal Pre-wired for 48 Stations, Electric Actuation (24VAC Surge Protection)
D48-98-06L		13x13 Stainless Steel Pedestal Pre-wired for 48 Stations, Normally Closed Hydraulic Actuation

OSMAC® ACCESSORIES FOR RDR50 AND RDR16		
996-21		OSMAC Adapter for RDR Pedestal
996-31		OSMAC Adapter for VT Pedestal
NLN3491A		8 Station Output PCB
102-2920		RDR Door Kit
102-2921		RDR Housing Kit
NLN3485		RDR50 Decoder Module
NPN8010		24VAC Transformer
89-8341		OSMAC Plastic Cabinet (Only) w/o Electric Components
91-1376		OSMAC Surge Protection Kit

ANTENNAS

Note: The following antennas are available when required with the RDR Satellite Controllers.

RAE4000ARG		Dome Antenna
NAE8090A		RDR Antenna (Mast Type)
TDE7710A		RDR Antenna
102-0656		Antenna Interface (Required w/each Antenna Listed Above)
N1551		Wide-Band Frequency Module

WIDE-BAND STOCKING FREQUENCIES

(For Projects Licensed BEFORE September 24, 1997.)

-1	467.8625 MHz
-2	467.8125 MHz
-3	467.8375 MHz
-4	467.8875 MHz
-5	467.9125 MHz
-6	468.3125 MHz
-A	Special Frequency

WIDE-BAND STOCKING FREQUENCIES

(For Projects Licensed AFTER September 24, 1997.)


-10	457.525 MHz
-11	457.550 MHz
-12	457.575 MHz
-13	457.600 MHz

WIDE-BAND NON-STOCKING FREQUENCIES

(For Projects Licensed AFTER September 24, 1997.)

-14	467.750 MHz
-15	467.775 MHz
-16	467.800 MHz
-17	467.825 MHz
-18	467.850 MHz
-19	467.875 MHz
-20	467.900 MHz
-21	467.925 MHz

TORO GOLF IRRIGATION

Model	Part #	Description
E-OSMAC SATELLITES--Wide-Band Digital Wireless Paging, Electric		
E-OSMAC PEDESTAL SATELLITES - 16 STATION - WIDE-BAND - ELECTRIC (WITHOUT FREQUENCY MODULE)		
	E-16P6APM0	16-station Base Satellite in 13 x 13 Plastic Pedestal, Electric Actuation, 115/230-volts Input, Wide-Band paging communication, No options
	E-16P6APM1	16-station Base Satellite in 13 x 13 Plastic Pedestal, Electric Actuation, 115/230-volts Input, Wide-Band paging communication w/Large Capacity Terminal Blocks
	E-16P6APM2	16-station Base Satellite in 13 x 13 Plastic Pedestal, Electric Actuation, 115/230-volts Input, Wide-Band paging communication w/Gas Pills & Large Capacity Terminal Blocks
	E-16P6APM3	16-station Base Satellite in 13 x 13 Plastic Pedestal, Electric Actuation, 115/230-volts Input, Wide-Band paging communication w/Large Capacity Terminal Blocks & Switches
	E-16P6APM4	16-station Base Satellite in 13 x 13 Plastic Pedestal, Electric Actuation, 115/230-volts Input, Wide-Band paging communication w/Large Capacity Terminal Block & Switches w/Gas Pills
	E-16S6APM0	16-station Base Satellite in 13 x 13 Stainless Steel Pedestal, Electric Actuation, 115/230-volts Input, Wide-Band paging communication, No options
	E-16S6APM1	16-station Base Satellite in 13 x 13 Stainless Steel Pedestal, Electric Actuation, 115/230-volts Input, Wide-Band paging communication w/Large Capacity Terminal Blocks
	E-16S6APM2	16-station Base Satellite in 13 x 13 Stainless Steel Pedestal, Electric Actuation, 115/230-volts Input, Wide-Band paging communication w/Gas Pills & Large Capacity Terminal Blocks
	E-16S6APM3	16-station Base Satellite in 13 x 13 Stainless Steel Pedestal, Electric Actuation, 115/230-volts Input, Wide-Band paging communication w/Large Capacity Terminal Blocks & Switches
	E-16S6APM4	16-station Base Satellite in 13 x 13 Stainless Steel Pedestal, Electric Actuation, 115/230-volts Input, Wide-Band paging communication w/Large Capacity Terminal Block & Switches w/Gas Pills
E-OSMAC PEDESTAL SATELLITES - 24 STATION - WIDE- BAND - ELECTRIC (WITHOUT FREQUENCY MODULE)		
	E-24P6APM0	24-station Base Satellite in 13 x 13 Plastic Pedestal, Electric Actuation, 115/230-volts Input, Wide-Band paging communication, No options
	E-24P6APM1	24-station Base Satellite in 13 x 13 Plastic Pedestal, Electric Actuation, 115/230-volts Input, Wide-Band paging communication w/Large Capacity Terminal Blocks
	E-24P6APM2	24-station Base Satellite in 13 x 13 Plastic Pedestal, Electric Actuation, 115/230-volts Input, Wide-Band paging communication w/Gas Pills & Large Capacity Terminal Blocks
	E-24P6APM3	24-station Base Satellite in 13 x 13 Plastic Pedestal, Electric Actuation, 115/230-volts Input, Wide-Band paging communication w/Large Capacity Terminal Blocks & Switches
	E-24P6APM4	24-station Base Satellite in 13 x 13 Plastic Pedestal, Electric Actuation, 115/230-volts Input, Wide-Band paging communication w/Large Capacity Terminal Block & Switches w/Gas Pills
	E-24S6APM0	24-station Base Satellite in 13 x 13 Stainless Steel Pedestal, Electric Actuation, 115/230-volts Input, Wide-Band paging communication, No options
	E-24S6APM1	24-station Base Satellite in 13 x 13 Stainless Steel Pedestal, Electric Actuation, 115/230-volts Input, Wide-Band paging communication w/Large Capacity Terminal Blocks
	E-24S6APM2	24-station Base Satellite in 13 x 13 Stainless Steel Pedestal, Electric Actuation, 115/230-volts Input, Wide-Band paging communication w/Gas Pills & Large Capacity Terminal Blocks
	E-24S6APM3	24-station Base Satellite in 13 x 13 Stainless Steel Pedestal, Electric Actuation, 115/230-volts Input, Wide-Band paging communication w/Large Capacity Terminal Blocks & Switches
	E-24S6APM4	24-station Base Satellite in 13 x 13 Stainless Steel Pedestal, Electric Actuation, 115/230-volts Input, Wide-Band paging communication w/Large Capacity Terminal Block & Switches w/Gas Pills
E-OSMAC PEDESTAL SATELLITES - 32 STATION - WIDE-BAND - ELECTRIC (WITHOUT FREQUENCY MODULE)		
	E-32P6APM0	32-station Base Satellite in 13 x 13 Plastic Pedestal, Electric Actuation, 115/230-volts Input, Wide-Band paging communication, No options
	E-32P6APM1	32-station Base Satellite in 13 x 13 Plastic Pedestal, Electric Actuation, 115/230-volts Input, Wide-Band paging communication w/Large Capacity Terminal Blocks
	E-32P6APM2	32-station Base Satellite in 13 x 13 Plastic Pedestal, Electric Actuation, 115/230-volts Input, Wide-Band paging communication w/Gas Pills & Large Capacity Terminal Blocks
	E-32P6APM3	32-station Base Satellite in 13 x 13 Plastic Pedestal, Electric Actuation, 115/230-volts Input, Wide-Band paging communication w/Large Capacity Terminal Blocks & Switches
	E-32P6APM4	32-station Base Satellite in 13 x 13 Plastic Pedestal, Electric Actuation, 115/230-volts Input, Wide-Band paging communication w/Large Capacity Terminal Block & Switches w/Gas Pills
	E-32S6APM0	32-station Base Satellite in 13 x 13 Stainless Steel Pedestal, Electric Actuation, 115/230-volts Input, Wide-Band paging communication, No options
	E-32S6APM1	32-station Base Satellite in 13 x 13 Stainless Steel Pedestal, Electric Actuation, 115/230-volts Input, Wide-Band paging communication w/Large Capacity Terminal Blocks
	E-32S6APM2	32-station Base Satellite in 13 x 13 Stainless Steel Pedestal, Electric Actuation, 115/230-volts Input, Wide-Band paging communication w/Gas Pills & Large Capacity Terminal Blocks
	E-32S6APM3	32-station Base Satellite in 13 x 13 Stainless Steel Pedestal, Electric Actuation, 115/230-volts Input, Wide-Band paging communication w/Large Capacity Terminal Blocks & Switches
	E-32S6APM4	32-station Base Satellite in 13 x 13 Stainless Steel Pedestal, Electric Actuation, 115/230-volts Input, Wide-Band paging communication w/Large Capacity Terminal Block & Switches w/Gas Pills

TORO GOLF IRRIGATION

Model

Part #

Description



E-OSMAC PEDESTAL SATELLITES - 64 STATION - WIDE-BAND - ELECTRIC (WITHOUT FREQUENCY MODULE)

E-64P6APM0	64-station Base Satellite in 13 x 13 Plastic Pedestal, Electric Actuation, 115/230-volts Input, Wide-Band paging communication, No options
E-64P6APM1	64-station Base Satellite in 13 x 13 Plastic Pedestal, Electric Actuation, 115/230-volts Input, Wide-Band paging communication w/Large Capacity Terminal Blocks
E-64P6APM2	64-station Base Satellite in 13 x 13 Plastic Pedestal, Electric Actuation, 115/230-volts Input, Wide-Band paging communication w/Gas Pills & Large Capacity Terminal Blocks
E-64P6APM3	64-station Base Satellite in 13 x 13 Plastic Pedestal, Electric Actuation, 115/230-volts Input, Wide-Band paging communication w/Large Capacity Terminal Blocks & Switches
E-64P6APM4	64-station Base Satellite in 13 x 13 Plastic Pedestal, Electric Actuation, 115/230-volts Input, Wide-Band paging communication w/Large Capacity Terminal Block & Switches w/Gas Pills
E-64S6APM0	64-station Base Satellite in 13 x 13 Stainless Steel Pedestal, Electric Actuation, 115/230-volts Input, Wide-Band paging communication, No options
E-64S6APM1	64-station Base Satellite in 13 x 13 Stainless Steel Pedestal, Electric Actuation, 115/230-volts Input, Wide-Band paging communication w/Large Capacity Terminal Blocks
E-64S6APM2	64-station Base Satellite in 13 x 13 Stainless Steel Pedestal, Electric Actuation, 115/230-volts Input, Wide-Band paging communication w/Gas Pills & Large Capacity Terminal Blocks
E-64S6APM3	64-station Base Satellite in 13 x 13 Stainless Steel Pedestal, Electric Actuation, 115/230-volts Input, Wide-Band paging communication w/Large Capacity Terminal Blocks & Switches
E-64S6APM4	64-station Base Satellite in 13 x 13 Stainless Steel Pedestal, Electric Actuation, 115/230-volts Input, Wide-Band paging communication w/Large Capacity Terminal Block & Switches w/Gas Pills

E-OSMAC ACCESSORIES--Wide-Band

N1551	Wide-Band Frequency Module
-------	----------------------------

WIDE- BAND STOCKING FREQUENCIES

(For Projects Licensed AFTER September 24, 1997.)

-10	457.525 MHz
-11	457.550 MHz
-12	457.575 MHz
-13	457.600 MHz

WIDE- BAND NON-STOCKING FREQUENCIES

(For Projects Licensed AFTER September 24, 1997.)

-14	467.750 MHz
-15	467.775 MHz
-16	467.800 MHz
-17	467.825 MHz
-18	467.850 MHz
-19	467.875 MHz
-20	467.900 MHz
-21	467.925 MHz

ACCESSORIES

102-3126	OSMAC RDR Dome Antenna Kit
RAE4000ARG	Dome Antenna
TDE7710A	RDR Antenna
102-0638	M0 Surge, Detachable Block
102-0639	M1 Surge, PCB Upgrade Kit
102-0640	M2 Surge, PCB Upgrade Kit
102-0641	M3 Surge, PCB Upgrade Kit
102-0642	M4 Surge, PCB Upgrade Kit
102-0654	Output Module, 8-station
102-0669	Pump Common Board
102-0655	External Antenna w/BNC Connector for Plastic Pedestal
102-0656	Antenna Interface (Required w/each Antenna Listed Above)
102-0659	Ribbon Cable, Distribution Board to Decoder Card
102-0660	Receiver/Decoder Card
102-0672	Output Parallel Distribution Board

TORO GOLF IRRIGATION

Model	Part #	Description
-------	--------	-------------

E-OSMAC SATELLITES-Narrow-Band Digital Wireless Paging, Electric

Note: Frequency module & Smart OSMAC EPROM are standard components of this product & don't need to be ordered separately. Smart OSMAC software must be also be purchased.

E-OSMAC PEDESTAL SATELLITES - 16 STATION - NARROW-BAND - ELECTRIC (WITH FREQUENCY MODULE)



E-16P6ANM0	16-station Base Satellite in 13 x 13 Plastic Pedestal, Electric Actuation, 115/230-volts Input, Narrow-Band paging communication, No options
E-16P6ANM1	16-station Base Satellite in 13 x 13 Plastic Pedestal, Electric Actuation, 115/230-volts Input, Narrow-Band paging communication w/Large Capacity Terminal Blocks
E-16P6ANM2	16-station Base Satellite in 13 x 13 Plastic Pedestal, Electric Actuation, 115/230-volts Input, Narrow-Band paging communication w/Gas Pills & Large Capacity Terminal Blocks
E-16P6ANM3	16-station Base Satellite in 13 x 13 Plastic Pedestal, Electric Actuation, 115/230-volts Input, Narrow-Band paging communication w/Large Capacity Terminal Blocks & Switches
E-16P6ANM4	16-station Base Satellite in 13 x 13 Plastic Pedestal, Electric Actuation, 115/230-volts Input, Narrow-Band paging communication w/Large Capacity Terminal Block & Switches w/Gas Pills
E-16S6ANM0	16-station Base Satellite in 13 x 13 Stainless Steel Pedestal, Electric Actuation, 115/230-volts Input, Narrow-Band paging communication, No options
E-16S6ANM1	16-station Base Satellite in 13 x 13 Stainless Steel Pedestal, Electric Actuation, 115/230-volts Input, Narrow-Band paging communication w/Large Capacity Terminal Blocks
E-16S6ANM2	16-station Base Satellite in 13 x 13 Stainless Steel Pedestal, Electric Actuation, 115/230-volts Input, Narrow-Band paging communication w/Gas Pills & Large Capacity Terminal Blocks
E-16S6ANM3	16-station Base Satellite in 13 x 13 Stainless Steel Pedestal, Electric Actuation, 115/230-volts Input, Narrow-Band paging communication w/Large Capacity Terminal Blocks & Switches
E-16S6ANM4	16-station Base Satellite in 13 x 13 Stainless Steel Pedestal, Electric Actuation, 115/230-volts Input, Narrow-Band paging communication w/Large Capacity Terminal Block & Switches w/Gas Pills

E-OSMAC PEDESTAL SATELLITES - 24 STATION - NARROW- BAND - ELECTRIC (WITH FREQUENCY MODULE)



E-24P6ANM0	24-station Base Satellite in 13 x 13 Plastic Pedestal, Electric Actuation, 115/230-volts Input, Narrow-Band paging communication, No options
E-24P6ANM1	24-station Base Satellite in 13 x 13 Plastic Pedestal, Electric Actuation, 115/230-volts Input, Narrow-Band paging communication w/Large Capacity Terminal Blocks
E-24P6ANM2	24-station Base Satellite in 13 x 13 Plastic Pedestal, Electric Actuation, 115/230-volts Input, Narrow-Band paging communication w/Gas Pills & Large Capacity Terminal Blocks
E-24P6ANM3	24-station Base Satellite in 13 x 13 Plastic Pedestal, Electric Actuation, 115/230-volts Input, Narrow-Band paging communication w/Large Capacity Terminal Blocks & Switches
E-24P6ANM4	24-station Base Satellite in 13 x 13 Plastic Pedestal, Electric Actuation, 115/230-volts Input, Narrow-Band paging communication w/Large Capacity Terminal Block & Switches w/Gas Pills
E-24S6ANM0	24-station Base Satellite in 13 x 13 Stainless Steel Pedestal, Electric Actuation, 115/230-volts Input, Narrow-Band paging communication, No options
E-24S6ANM1	24-station Base Satellite in 13 x 13 Stainless Steel Pedestal, Electric Actuation, 115/230-volts Input, Narrow-Band paging communication w/Large Capacity Terminal Blocks
E-24S6ANM2	24-station Base Satellite in 13 x 13 Stainless Steel Pedestal, Electric Actuation, 115/230-volts Input, Narrow-Band paging communication w/Gas Pills & Large Capacity Terminal Blocks
E-24S6ANM3	24-station Base Satellite in 13 x 13 Stainless Steel Pedestal, Electric Actuation, 115/230-volts Input, Narrow-Band paging communication w/Large Capacity Terminal Blocks & Switches
E-24S6ANM4	24-station Base Satellite in 13 x 13 Stainless Steel Pedestal, Electric Actuation, 115/230-volts Input, Narrow-Band paging communication w/Large Capacity Terminal Block & Switches w/Gas Pills

E-OSMAC PEDESTAL SATELLITES - 32 STATION - NARROW-BAND - ELECTRIC (WITH FREQUENCY MODULE)



E-32P6ANM0	32-station Base Satellite in 13 x 13 Plastic Pedestal, Electric Actuation, 115/230-volts Input, Narrow-Band paging communication, No options
E-32P6ANM1	32-station Base Satellite in 13 x 13 Plastic Pedestal, Electric Actuation, 115/230-volts Input, Narrow-Band paging communication w/Large Capacity Terminal Blocks
E-32P6ANM2	32-station Base Satellite in 13 x 13 Plastic Pedestal, Electric Actuation, 115/230-volts Input, Narrow-Band paging communication w/Gas Pills & Large Capacity Terminal Blocks
E-32P6ANM3	32-station Base Satellite in 13 x 13 Plastic Pedestal, Electric Actuation, 115/230-volts Input, Narrow-Band paging communication w/Large Capacity Terminal Blocks & Switches
E-32P6ANM4	32-station Base Satellite in 13 x 13 Plastic Pedestal, Electric Actuation, 115/230-volts Input, Narrow-Band paging communication w/Large Capacity Terminal Block & Switches w/Gas Pills
E-32S6ANM0	32-station Base Satellite in 13 x 13 Stainless Steel Pedestal, Electric Actuation, 115/230-volts Input, Narrow-Band paging communication, No options
E-32S6ANM1	32-station Base Satellite in 13 x 13 Stainless Steel Pedestal, Electric Actuation, 115/230-volts Input, Narrow-Band paging communication w/Large Capacity Terminal Blocks
E-32S6ANM2	32-station Base Satellite in 13 x 13 Stainless Steel Pedestal, Electric Actuation, 115/230-volts Input, Narrow-Band paging communication w/Gas Pills & Large Capacity Terminal Blocks
E-32S6ANM3	32-station Base Satellite in 13 x 13 Stainless Steel Pedestal, Electric Actuation, 115/230-volts Input, Narrow-Band paging communication w/Large Capacity Terminal Blocks & Switches
E-32S6ANM4	32-station Base Satellite in 13 x 13 Stainless Steel Pedestal, Electric Actuation, 115/230-volts Input, Narrow-Band paging communication w/Large Capacity Terminal Block & Switches w/Gas Pills

TORO GOLF IRRIGATION

Model	Part #	Description
E-OSMAC PEDESTAL SATELLITES - 40 STATION - NARROW-BAND - ELECTRIC (WITH FREQUENCY MODULE)		
	E-40P6ANM0	40-station Base Satellite in 13 x 13 Plastic Pedestal, Electric Actuation, 115/230-volts Input, Narrow-Band paging communication, No options
	E-40P6ANM1	40-station Base Satellite in 13 x 13 Plastic Pedestal, Electric Actuation, 115/230-volts Input, Narrow-Band paging communication w/Large Capacity Terminal Blocks
	E-40P6ANM2	40-station Base Satellite in 13 x 13 Plastic Pedestal, Electric Actuation, 115/230-volts Input, Narrow-Band paging communication w/Gas Pills & Large Capacity Terminal Blocks
	E-40P6ANM3	40-station Base Satellite in 13 x 13 Plastic Pedestal, Electric Actuation, 115/230-volts Input, Narrow-Band paging communication w/Large Capacity Terminal Blocks & Switches
	E-40P6ANM4	40-station Base Satellite in 13 x 13 Plastic Pedestal, Electric Actuation, 115/230-volts Input, Narrow-Band paging communication w/Large Capacity Terminal Block & Switches w/Gas Pills
	E-40S6ANM0	40-station Base Satellite in 13 x 13 Stainless Steel Pedestal, Electric Actuation, 115/230-volts Input, Narrow-Band paging communication, No options
	E-40S6ANM1	40-station Base Satellite in 13 x 13 Stainless Steel Pedestal, Electric Actuation, 115/230-volts Input, Narrow-Band paging communication w/Large Capacity Terminal Blocks
	E-40S6ANM2	40-station Base Satellite in 13 x 13 Stainless Steel Pedestal, Electric Actuation, 115/230-volts Input, Narrow-Band paging communication w/Gas Pills & Large Capacity Terminal Blocks
	E-40S6ANM3	40-station Base Satellite in 13 x 13 Stainless Steel Pedestal, Electric Actuation, 115/230-volts Input, Narrow-Band paging communication w/Large Capacity Terminal Blocks & Switches
	E-40S6ANM4	40-station Base Satellite in 13 x 13 Stainless Steel Pedestal, Electric Actuation, 115/230-volts Input, Narrow-Band paging communication w/Large Capacity Terminal Block & Switches w/Gas Pills
E-OSMAC PEDESTAL SATELLITES - 48 STATION - NARROW-BAND - ELECTRIC (WITH FREQUENCY MODULE)		
	E-48P6ANM0	48-station Base Satellite in 13 x 13 Plastic Pedestal, Electric Actuation, 115/230-volts Input, Narrow-Band paging communication, No options
	E-48P6ANM1	48-station Base Satellite in 13 x 13 Plastic Pedestal, Electric Actuation, 115/230-volts Input, Narrow-Band paging communication w/Large Capacity Terminal Blocks
	E-48P6ANM2	48-station Base Satellite in 13 x 13 Plastic Pedestal, Electric Actuation, 115/230-volts Input, Narrow-Band paging communication w/Gas Pills & Large Capacity Terminal Blocks
	E-48P6ANM3	48-station Base Satellite in 13 x 13 Plastic Pedestal, Electric Actuation, 115/230-volts Input, Narrow-Band paging communication w/Large Capacity Terminal Blocks & Switches
	E-48P6ANM4	48-station Base Satellite in 13 x 13 Plastic Pedestal, Electric Actuation, 115/230-volts Input, Narrow-Band paging communication w/Large Capacity Terminal Block & Switches w/Gas Pills
	E-48S6ANM0	48-station Base Satellite in 13 x 13 Stainless Steel Pedestal, Electric Actuation, 115/230-volts Input, Narrow-Band paging communication, No options
	E-48S6ANM1	48-station Base Satellite in 13 x 13 Stainless Steel Pedestal, Electric Actuation, 115/230-volts Input, Narrow-Band paging communication w/Large Capacity Terminal Blocks
	E-48S6ANM2	48-station Base Satellite in 13 x 13 Stainless Steel Pedestal, Electric Actuation, 115/230-volts Input, Narrow-Band paging communication w/Gas Pills & Large Capacity Terminal Blocks
	E-48S6ANM3	48-station Base Satellite in 13 x 13 Stainless Steel Pedestal, Electric Actuation, 115/230-volts Input, Narrow-Band paging communication w/Large Capacity Terminal Blocks & Switches
	E-48S6ANM4	48-station Base Satellite in 13 x 13 Stainless Steel Pedestal, Electric Actuation, 115/230-volts Input, Narrow-Band paging communication w/Large Capacity Terminal Block & Switches w/Gas Pills
E-OSMAC PEDESTAL SATELLITES - 56 STATION - NARROW-BAND - ELECTRIC (WITH FREQUENCY MODULE)		
	E-56P6ANM0	56-station Base Satellite in 13 x 13 Plastic Pedestal, Electric Actuation, 115/230-volts Input, Narrow-Band paging communication, No options
	E-56P6ANM1	56-station Base Satellite in 13 x 13 Plastic Pedestal, Electric Actuation, 115/230-volts Input, Narrow-Band paging communication w/Large Capacity Terminal Blocks
	E-56P6ANM2	56-station Base Satellite in 13 x 13 Plastic Pedestal, Electric Actuation, 115/230-volts Input, Narrow-Band paging communication w/Gas Pills & Large Capacity Terminal Blocks
	E-56P6ANM3	56-station Base Satellite in 13 x 13 Plastic Pedestal, Electric Actuation, 115/230-volts Input, Narrow-Band paging communication w/Large Capacity Terminal Blocks & Switches
	E-56P6ANM4	56-station Base Satellite in 13 x 13 Plastic Pedestal, Electric Actuation, 115/230-volts Input, Narrow-Band paging comm. w/Lg Capacity Terminal Block & Switches w/Gas Pills
	E-56S6ANM0	56-station Base Satellite in 13 x 13 Stainless Steel Pedestal, Electric Actuation, 115/230-volts Input, Narrow-Band paging communication, No options
	E-56S6ANM1	56-station Base Satellite in 13 x 13 Stainless Steel Pedestal, Electric Actuation, 115/230-volts Input, Narrow-Band paging communication w/Large Capacity Terminal Blocks
	E-56S6ANM2	56-station Base Satellite in 13 x 13 Stainless Steel Pedestal, Electric Actuation, 115/230-volts Input, Narrow-Band paging communication w/Gas Pills & Large Capacity Terminal Blocks
	E-56S6ANM3	56-station Base Satellite in 13 x 13 Stainless Steel Pedestal, Electric Actuation, 115/230-volts Input, Narrow-Band paging communication w/Large Capacity Terminal Blocks & Switches
	E-56S6ANM4	56-station Base Satellite in 13 x 13 Stainless Steel Pedestal, Electric Actuation, 115/230-volts Input, Narrow-Band paging communication w/Large Capacity Terminal Block & Switches w/Gas Pills

TORO GOLF IRRIGATION

Model

Part #

Description



E-OSMAC PEDESTAL SATELLITES - 64 STATION - NARROW-BAND - ELECTRIC (WITH FREQUENCY MODULE)

E-64P6ANM0	64-station Base Satellite in 13 x 13 Plastic Pedestal, Electric Actuation, 115/230-volts Input, Narrow-Band paging communication, No options
E-64P6ANM1	64-station Base Satellite in 13 x 13 Plastic Pedestal, Electric Actuation, 115/230-volts Input, Narrow-Band paging communication w/Large Capacity Terminal Blocks
E-64P6ANM2	64-station Base Satellite in 13 x 13 Plastic Pedestal, Electric Actuation, 115/230-volts Input, Narrow-Band paging communication w/Gas Pills & Large Capacity Terminal Blocks
E-64P6ANM3	64-station Base Satellite in 13 x 13 Plastic Pedestal, Electric Actuation, 115/230-volts Input, Narrow-Band paging communication w/Large Capacity Terminal Blocks & Switches
E-64P6ANM4	64-station Base Satellite in 13 x 13 Plastic Pedestal, Electric Actuation, 115/230-volts Input, Narrow-Band paging communication w/Large Capacity Terminal Block & Switches w/Gas Pills
E-64S6ANM0	64-station Base Satellite in 13 x 13 Stainless Steel Pedestal, Electric Actuation, 115/230-volts Input, Narrow-Band paging communication, No options
E-64S6ANM1	64-station Base Satellite in 13 x 13 Stainless Steel Pedestal, Electric Actuation, 115/230-volts Input, Narrow-Band paging communication w/Large Capacity Terminal Blocks
E-64S6ANM2	64-station Base Satellite in 13 x 13 Stainless Steel Pedestal, Electric Actuation, 115/230-volts Input, Narrow-Band paging communication w/Gas Pills & Large Capacity Terminal Blocks
E-64S6ANM3	64-station Base Satellite in 13 x 13 Stainless Steel Pedestal, Electric Actuation, 115/230-volts Input, Narrow-Band paging communication w/Large Capacity Terminal Blocks & Switches
E-64S6ANM4	64-station Base Satellite in 13 x 13 Stainless Steel Pedestal, Electric Actuation, 115/230-volts Input, Narrow-Band paging comm. w/Lg Capacity Terminal Block & Switches w/Gas Pills

E-OSMAC ACCESSORIES--Narrow-Band

ACCESSORIES

102-2915	Smart OSMAC EPROM - E-Series Compatible
102-1202	Narrow-band Decoder Module* for Plastic Cabinet w/Smart OSMAC EPROM
102-1203	Narrow-band Decoder Module* for Metal Cabinet w/Smart OSMAC EPROM
	*Pre-programmed Narrow-band Frequencies in RF Module
	-1 462.2125 MHz
	-2 462.4375 MHz
	-3 467.2125 MHz
	-4 467.4375 MHz
102-1204	External Antenna Cable for Plastic or Metal Cabinet
102-1208	Frequency Programming Kit
102-2605	Antenna Kit, OSX 1/4 Wave, OSMAC
RAE4000ARG	Dome Antenna
TDE7710A	RDR Antenna
102-0638	M0 Surge, Detachable Block
102-0639	M1 Surge, PCB Upgrade Kit
102-0640	M2 Surge, PCB Upgrade Kit
102-0641	M3 Surge, PCB Upgrade Kit
102-0642	M4 Surge, PCB Upgrade Kit
102-0654	Output Module, 8-station
102-0655	External Antenna w/BNC Connector for Plastic Pedestal
102-0659	Ribbon Cable, Distribution Board to Decoder Card
102-0660	Receiver/Decoder Card
102-0669	Pump Common Board
102-0670	Ribbon Cable Distribution to Outlet Service Kit
102-0672	Output Parallel Distribution Board

NETWORK VP SERIES SATELLITES

NETWORK VP PEDESTAL SATELLITES - 16 STATIONS - STAND-ALONE



201-16P6A0	16 Station Satellite in a 13x13 Plastic Pedestal, Electric Actuation, No Options
201-16P6A1	16 Station Satellite in a 13x13 Plastic Pedestal, Electric Actuation, w/ Large Capacity Terminal Block
201-16P6A2	16 Station Satellite in a 13x13 Plastic Pedestal, Electric Actuation, w/ Large Capacity Terminal Block & Additional Surge Protection
201-16P6A3	16 Station Satellite in a 13x13 Plastic Pedestal, Electric Actuation, w/ Large Capacity Terminal Block & Switches
201-16S6A0	16 Station Satellite in a 13x13 Stainless Steel, Electric Actuation, No Options
201-16S6A1	16 Station Satellite in a 13x13 Stainless Steel, Electric Actuation, w/ Large Capacity Terminal Block
201-16S6A2	16 Station Satellite in a 13x13 Stainless Steel, Electric Actuation, w/ Large Capacity Terminal Block & Additional Surge Protection
201-16S6A3	16 Station Satellite in a 13x13 Stainless Steel, Electric Actuation, w/ Large Capacity Terminal Block & Switches
201-16S6A4	16 Station Satellite in a 13x13 Stainless Steel, Electric Actuation, w/ Large Capacity Terminal Block, Switches & Additional Surge Protection

TORO GOLF IRRIGATION



Model	Part #	Description
-------	--------	-------------

NETWORK LTC® SATELLITES

LTC® SATELLITES

LTC-36-05	16 Station Base Satellite, 13x13 Plastic Pedestal, Electric Actuation, w/VT Modem
-----------	---

MODULES

MOD-S4	4 Station Surge Protected Expansion Module w/Station Switches
--------	---

NETWORK LTC® ACCESSORIES

89-8219	Version 2.5 Central Software Kit
89-8118	Satellite Micro Computer Chip, Version 2.5 (One per Satellite)
89-8037	VT Adapter Kit
89-8342	Standard Plastic Cabinet (Only) w/o Electric Components
102-1178	Upgrade Kit, LTC V2.5 Satellite

NETWORK LTC® SATELLITES (W/ ELECTRIC-HYDRAULIC CONVERTERS)

LTC12P1-03	12 Stations, 13x13 Plastic Pedestal, NO Hydraulic w/o Modem
LTC12P1-04	12 Stations, 13x13 Plastic Pedestal, NO Hydraulic w/ Modem
LTC12P1-05	12 Stations, 13x13 Plastic Pedestal, NO Hydraulic w/VT Modem
LTC24P1-03	24 Stations, 13x13 Plastic Pedestal, NO Hydraulic w/o Modem
LTC24P1-04	24 Stations, 13x13 Plastic Pedestal, NO Hydraulic w/ Modem
LTC24P1-05	24 Stations, 13x13 Plastic Pedestal, NO Hydraulic w/VT Modem

EHC EXPANSION KITS

MOD4-WT-01	4 Station Normally Open Hydraulic w/Terminal Strip
------------	--

ADD-ON EXPANSION KITS

MOD1-LT-01	1 Station Normally Open Hydraulic w/o Terminal Strip
MOD4-LT-01	5 to 8 Station Normally Open Hydraulic w/o Terminal Strip

* Note: To use the add on expansion kit, you must have a base expansion kit with terminal strip installed.

NETWORK LTC® PLUS SATELLITES

PEDESTAL SATELLITES - 16 STATIONS (W/MODEM)

LTCP16P6M0	16 Station Base Satellite in a 13x13 Plastic Pedestal, Electric Actuation, No Options
LTCP16P6M1	16 Station Base Satellite in a 13x13 Plastic Pedestal, Electric Actuation w/Large Capacity Terminal Block
LTCP16P6M2	16 Station Base Satellite in a 13x13 Plastic Pedestal, Electric Actuation w/Terminal Block & Gold Level Surge Protection
LTCP16P6M3	16 Station Base Satellite in a 13x13 Plastic Pedestal, Electric Actuation w/Terminal Block & Switches
LTCP16P6M4	16 Station Base Satellite in a 13x13 Plastic Pedestal, Electric Actuation w/Terminal Block, Switches & Gold Level Surge Protection
LTCP16S6M0	16 Station Base Satellite in a 13x13 Stainless Steel Pedestal, Electric Actuation, No Options
LTCP16S6M1	16 Station Base Satellite in a 13x13 Stainless Steel Pedestal, Electric Actuation w/Large Capacity Terminal Block
LTCP16S6M2	16 Station Base Satellite in a 13x13 Stainless Steel Pedestal, Electric Actuation w/Terminal Block & Gold Level Surge Protection
LTCP16S6M3	16 Station Base Satellite in a 13x13 Stainless Steel Pedestal, Electric Actuation w/Terminal Block & Switches
LTCP16S6M4	16 Station Base Satellite in a 13x13 Stainless Steel Pedestal, Electric Actuation w/Terminal Block, Switches & Gold Level Surge Protection

PEDESTAL SATELLITES - 24 STATIONS (W/MODEM)

LTCP24P6M0	24 Station Base Satellite in a 13x13 Plastic Pedestal, Electric Actuation, No Options
LTCP24P6M1	24 Station Base Satellite in a 13x13 Plastic Pedestal, Electric Actuation w/Large Capacity Terminal Block
LTCP24P6M2	24 Station Base Satellite in a 13x13 Plastic Pedestal, Electric Actuation w/Terminal Block & Gold Level Surge Protection
LTCP24P6M3	24 Station Base Satellite in a 13x13 Plastic Pedestal, Electric Actuation w/Terminal Block & Switches
LTCP24P6M4	24 Station Base Satellite in a 13x13 Plastic Pedestal, Electric Actuation w/Terminal Block, Switches & Gold Level Surge Protection
LTCP24S6M0	24 Station Base Satellite in a 13x13 Stainless Steel Pedestal, Electric Actuation, No Options
LTCP24S6M1	24 Station Base Satellite in a 13x13 Stainless Steel Pedestal, Electric Actuation w/Large Capacity Terminal Block
LTCP24S6M2	24 Station Base Satellite in a 13x13 Stainless Steel Pedestal, Electric Actuation w/Terminal Block & Gold Level Surge Protection
LTCP24S6M3	24 Station Base Satellite in a 13x13 Stainless Steel Pedestal, Electric Actuation w/Terminal Block & Switches
LTCP24S6M4	24 Station Base Satellite in a 13x13 Stainless Steel Pedestal, Electric Actuation w/Terminal Block, Switches & Gold Level Surge Protection



TORO GOLF IRRIGATION

Model	Part #	Description
-------	--------	-------------



PEDESTAL SATELLITES - 32 STATIONS (W/ MODEM)

LTCP32P6M0	32 Station Base Satellite in a 13x13 Plastic Pedestal, Electric Actuation, No Options
LTCP32P6M1	32 Station Base Satellite in a 13x13 Plastic Pedestal, Electric Actuation w/Large Capacity Terminal Block
LTCP32P6M2	32 Station Base Satellite in a 13x13 Plastic Pedestal, Electric Actuation w/Terminal Block & Gold Level Surge Protection
LTCP32P6M3	32 Station Base Satellite in a 13x13 Plastic Pedestal, Electric Actuation w/Terminal Block & Switches
LTCP32P6M4	32 Station Base Satellite in a 13x13 Plastic Pedestal, Electric Actuation w/Terminal Block, Switches & Gold Level Surge Protection
LTCP32S6M0	32 Station Base Satellite in a 13x13 Stainless Steel Pedestal, Electric Actuation, No Options
LTCP32S6M1	32 Station Base Satellite in a 13x13 Stainless Steel Pedestal, Electric Actuation w/Large Capacity Terminal Block
LTCP32S6M2	32 Station Base Satellite in a 13x13 Stainless Steel Pedestal, Electric Actuation w/Terminal Block & Gold Level Surge Protection
LTCP32S6M3	32 Station Base Satellite in a 13x13 Stainless Steel Pedestal, Electric Actuation w/Terminal Block & Switches
LTCP32S6M4	32 Station Base Satellite in a 13x13 Stainless Steel Pedestal, Electric Actuation w/Terminal Block, Switches & Gold Level Surge Protection



PEDESTAL SATELLITES - 40 STATIONS (W/ MODEM)

LTCP40P6M0	40 Station Base Satellite in a 13x13 Plastic Pedestal, Electric Actuation, No Options
LTCP40P6M1	40 Station Base Satellite in a 13x13 Plastic Pedestal, Electric Actuation w/Large Capacity Terminal Block
LTCP40P6M2	40 Station Base Satellite in a 13x13 Plastic Pedestal, Electric Actuation w/Terminal Block & Gold Level Surge Protection
LTCP40P6M3	40 Station Base Satellite in a 13x13 Plastic Pedestal, Electric Actuation w/Terminal Block & Switches
LTCP40P6M4	40 Station Base Satellite in a 13x13 Plastic Pedestal, Electric Actuation w/Terminal Block, Switches & Gold Level Surge Protection
LTCP40S6M0	40 Station Base Satellite in a 13x13 Stainless Steel Pedestal, Electric Actuation, No Options
LTCP40S6M1	40 Station Base Satellite in a 13x13 Stainless Steel Pedestal, Electric Actuation w/Large Capacity Terminal Block
LTCP40S6M2	40 Station Base Satellite in a 13x13 Stainless Steel Pedestal, Electric Actuation w/Terminal Block & Gold Level Surge Protection
LTCP40S6M3	40 Station Base Satellite in a 13x13 Stainless Steel Pedestal, Electric Actuation w/Terminal Block & Switches
LTCP40S6M4	40 Station Base Satellite in a 13x13 Stainless Steel Pedestal, Electric Actuation w/Terminal Block, Switches & Gold Level Surge Protection



PEDESTAL SATELLITES - 48 STATIONS (W/ MODEM)

LTCP48P6M0	48 Station Base Satellite in a 13x13 Plastic Pedestal, Electric Actuation, No Options
LTCP48P6M1	48 Station Base Satellite in a 13x13 Plastic Pedestal, Electric Actuation w/Large Capacity Terminal Block
LTCP48P6M2	48 Station Base Satellite in a 13x13 Plastic Pedestal, Electric Actuation w/Terminal Block & Gold Level Surge Protection
LTCP48P6M3	48 Station Base Satellite in a 13x13 Plastic Pedestal, Electric Actuation w/Terminal Block & Switches
LTCP48P6M4	48 Station Base Satellite in a 13x13 Plastic Pedestal, Electric Actuation w/Terminal Block, Switches & Gold Level Surge Protection
LTCP48S6M0	48 Station Base Satellite in a 13x13 Stainless Steel Pedestal, Electric Actuation, No Options
LTCP48S6M1	48 Station Base Satellite in a 13x13 Stainless Steel Pedestal, Electric Actuation w/Large Capacity Terminal Block
LTCP48S6M2	48 Station Base Satellite in a 13x13 Stainless Steel Pedestal, Electric Actuation w/Terminal Block & Gold Level Surge Protection
LTCP48S6M3	48 Station Base Satellite in a 13x13 Stainless Steel Pedestal, Electric Actuation w/Terminal Block & Switches
LTCP48S6M4	48 Station Base Satellite in a 13x13 Stainless Steel Pedestal, Electric Actuation w/Terminal Block, Switches & Gold Level Surge Protection



PEDESTAL SATELLITES - 56 STATIONS (W/ MODEM)

LTCP56P6M0	56 Station Base Satellite in a 13x13 Plastic Pedestal, Electric Actuation, No Options
LTCP56P6M1	56 Station Base Satellite in a 13x13 Plastic Pedestal, Electric Actuation w/Large Capacity Terminal Block
LTCP56P6M2	56 Station Base Satellite in a 13x13 Plastic Pedestal, Electric Actuation w/Terminal Block & Gold Level Surge Protection
LTCP56P6M3	56 Station Base Satellite in a 13x13 Plastic Pedestal, Electric Actuation w/Terminal Block & Switches
LTCP56P6M4	56 Station Base Satellite in a 13x13 Plastic Pedestal, Electric Actuation w/Terminal Block, Switches & Gold Level Surge Protection
LTCP56S6M0	56 Station Base Satellite in a 13x13 Stainless Steel Pedestal, Electric Actuation, No Options
LTCP56S6M1	56 Station Base Satellite in a 13x13 Stainless Steel Pedestal, Electric Actuation w/Large Capacity Terminal Block
LTCP56S6M2	56 Station Base Satellite in a 13x13 Stainless Steel Pedestal, Electric Actuation w/Terminal Block & Gold Level Surge Protection
LTCP56S6M3	56 Station Base Satellite in a 13x13 Stainless Steel Pedestal, Electric Actuation w/Terminal Block & Switches
LTCP56S6M4	56 Station Base Satellite in a 13x13 Stainless Steel Pedestal, Electric Actuation w/Terminal Block, Switches & Gold Level Surge Protection

TORO GOLF IRRIGATION

Model	Part #	Description
-------	--------	-------------

PEDESTAL SATELLITES - 64 STATIONS (W/ MODEM)



LTCP64P6M0	64 Station Base Satellite in a 13x13 Plastic Pedestal, Electric Actuation, No Options
LTCP64P6M1	64 Station Base Satellite in a 13x13 Plastic Pedestal, Electric Actuation w/Large Capacity Terminal Block
LTCP64P6M2	64 Station Base Satellite in a 13x13 Plastic Pedestal, Electric Actuation w/Terminal Block & Gold Level Surge Protection
LTCP64P6M3	64 Station Base Satellite in a 13x13 Plastic Pedestal, Electric Actuation w/Terminal Block & Switches
LTCP64P6M4	64 Station Base Satellite in a 13x13 Plastic Pedestal, Electric Actuation w/Terminal Block, Switches & Gold Level Surge Protection
LTCP64S6M0	64 Station Base Satellite in a 13x13 Stainless Steel Pedestal, Electric Actuation, No Options
LTCP64S6M1	64 Station Base Satellite in a 13x13 Stainless Steel Pedestal, Electric Actuation w/Large Capacity Terminal Block
LTCP64S6M2	64 Station Base Satellite in a 13x13 Stainless Steel Pedestal, Electric Actuation w/Terminal Block & Gold Level Surge Protection
LTCP64S6M3	64 Station Base Satellite in a 13x13 Stainless Steel Pedestal, Electric Actuation w/Terminal Block & Switches
LTCP64S6M4	64 Station Base Satellite in a 13x13 Stainless Steel Pedestal, Electric Actuation w/Terminal Block, Switches & Gold Level Surge Protection

PEDESTAL SATELLITES - 16 STATIONS (WITHOUT MODEM)



LTCP16P6A0	16 Station Base Satellite in a 13x13 Plastic Pedestal, Electric Actuation, No Options
LTCP16P6A1	16 Station Base Satellite in a 13x13 Plastic Pedestal, Electric Actuation w/Large Capacity Terminal Block
LTCP16P6A2	16 Station Base Satellite in a 13x13 Plastic Pedestal, Electric Actuation w/Terminal Block & Gold Level Surge Protection
LTCP16P6A3	16 Station Base Satellite in a 13x13 Plastic Pedestal, Electric Actuation w/Terminal Block & Switches
LTCP16P6A4	16 Station Base Satellite in a 13x13 Plastic Pedestal, Electric Actuation w/Terminal Block, Switches & Gold Level Surge Protection
LTCP16S6A0	16 Station Base Satellite in a 13x13 Stainless Steel Pedestal, Electric Actuation, No Options
LTCP16S6A1	16 Station Base Satellite in a 13x13 Stainless Steel Pedestal, Electric Actuation w/Large Capacity Terminal Block
LTCP16S6A2	16 Station Base Satellite in a 13x13 Stainless Steel Pedestal, Electric Actuation w/Terminal Block & Gold Level Surge Protection
LTCP16S6A3	16 Station Base Satellite in a 13x13 Stainless Steel Pedestal, Electric Actuation w/Terminal Block & Switches
LTCP16S6A4	16 Station Base Satellite in a 13x13 Stainless Steel Pedestal, Electric Actuation w/Terminal Block, Switches & Gold Level Surge Protection

PEDESTAL SATELLITES - 24 STATIONS (WITHOUT MODEM)



LTCP24P6A0	24 Station Base Satellite in a 13x13 Plastic Pedestal, Electric Actuation, No Options
LTCP24P6A1	24 Station Base Satellite in a 13x13 Plastic Pedestal, Electric Actuation w/Large Capacity Terminal Block
LTCP24P6A2	24 Station Base Satellite in a 13x13 Plastic Pedestal, Electric Actuation w/Terminal Block & Gold Level Surge Protection
LTCP24P6A3	24 Station Base Satellite in a 13x13 Plastic Pedestal, Electric Actuation w/Terminal Block & Switches
LTCP24P6A4	24 Station Base Satellite in a 13x13 Plastic Pedestal, Electric Actuation w/Terminal Block, Switches & Gold Level Surge Protection
LTCP24S6A0	24 Station Base Satellite in a 13x13 Stainless Steel Pedestal, Electric Actuation, No Options
LTCP24S6A1	24 Station Base Satellite in a 13x13 Stainless Steel Pedestal, Electric Actuation w/Large Capacity Terminal Block
LTCP24S6A2	24 Station Base Satellite in a 13x13 Stainless Steel Pedestal, Electric Actuation w/Terminal Block & Gold Level Surge Protection
LTCP24S6A3	24 Station Base Satellite in a 13x13 Stainless Steel Pedestal, Electric Actuation w/Terminal Block & Switches
LTCP24S6A4	24 Station Base Satellite in a 13x13 Stainless Steel Pedestal, Electric Actuation w/Terminal Block, Switches & Gold Level Surge Protection

PEDESTAL SATELLITES - 32 STATIONS (WITHOUT MODEM)



LTCP32P6A0	32 Station Base Satellite in a 13x13 Plastic Pedestal, Electric Actuation, No Options
LTCP32P6A1	32 Station Base Satellite in a 13x13 Plastic Pedestal, Electric Actuation w/Large Capacity Terminal Block
LTCP32P6A2	32 Station Base Satellite in a 13x13 Plastic Pedestal, Electric Actuation w/Terminal Block & Gold Level Surge Protection
LTCP32P6A3	32 Station Base Satellite in a 13x13 Plastic Pedestal, Electric Actuation w/Terminal Block & Switches
LTCP32P6A4	32 Station Base Satellite in a 13x13 Plastic Pedestal, Electric Actuation w/Terminal Block, Switches & Gold Level Surge Protection
LTCP32S6A0	32 Station Base Satellite in a 13x13 Stainless Steel Pedestal, Electric Actuation, No Options
LTCP32S6A1	32 Station Base Satellite in a 13x13 Stainless Steel Pedestal, Electric Actuation w/Large Capacity Terminal Block
LTCP32S6A2	32 Station Base Satellite in a 13x13 Stainless Steel Pedestal, Electric Actuation w/Terminal Block & Gold Level Surge Protection
LTCP32S6A3	32 Station Base Satellite in a 13x13 Stainless Steel Pedestal, Electric Actuation w/Terminal Block & Switches
LTCP32S6A4	32 Station Base Satellite in a 13x13 Stainless Steel Pedestal, Electric Actuation w/Terminal Block, Switches & Gold Level Surge Protection

TORO GOLF IRRIGATION



Model	Part #	Description
-------	--------	-------------

PEDESTAL SATELLITES - 40 STATIONS (WITHOUT MODEM)



LTCP40P6A0	40 Station Base Satellite in a 13x13 Plastic Pedestal, Electric Actuation, No Options
LTCP40P6A1	40 Station Base Satellite in a 13x13 Plastic Pedestal, Electric Actuation w/Large Capacity Terminal Block
LTCP40P6A2	40 Station Base Satellite in a 13x13 Plastic Pedestal, Electric Actuation w/Terminal Block & Gold Level Surge Protection
LTCP40P6A3	40 Station Base Satellite in a 13x13 Plastic Pedestal, Electric Actuation w/Terminal Block & Switches
LTCP40P6A4	40 Station Base Satellite in a 13x13 Plastic Pedestal, Electric Actuation w/Terminal Block, Switches & Gold Level Surge Protection
LTCP40S6A0	40 Station Base Satellite in a 13x13 Stainless Steel Pedestal, Electric Actuation, No Options
LTCP40S6A1	40 Station Base Satellite in a 13x13 Stainless Steel Pedestal, Electric Actuation w/Large Capacity Terminal Block
LTCP40S6A2	40 Station Base Satellite in a 13x13 Stainless Steel Pedestal, Electric Actuation w/Terminal Block & Gold Level Surge Protection
LTCP40S6A3	40 Station Base Satellite in a 13x13 Stainless Steel Pedestal, Electric Actuation w/Terminal Block & Switches
LTCP40S6A4	40 Station Base Satellite in a 13x13 Stainless Steel Pedestal, Electric Actuation w/Terminal Block, Switches & Gold Level Surge Protection

PEDESTAL SATELLITES - 48 STATIONS (WITHOUT MODEM)



LTCP48P6A0	48 Station Base Satellite in a 13x13 Plastic Pedestal, Electric Actuation, No Options
LTCP48P6A1	48 Station Base Satellite in a 13x13 Plastic Pedestal, Electric Actuation w/Large Capacity Terminal Block
LTCP48P6A2	48 Station Base Satellite in a 13x13 Plastic Pedestal, Electric Actuation w/Terminal Block & Gold Level Surge Protection
LTCP48P6A3	48 Station Base Satellite in a 13x13 Plastic Pedestal, Electric Actuation w/Terminal Block & Switches
LTCP48P6A4	48 Station Base Satellite in a 13x13 Plastic Pedestal, Electric Actuation w/Terminal Block, Switches & Gold Level Surge Protection
LTCP48S6A0	48 Station Base Satellite in a 13x13 Stainless Steel Pedestal, Electric Actuation, No Options
LTCP48S6A1	48 Station Base Satellite in a 13x13 Stainless Steel Pedestal, Electric Actuation w/Large Capacity Terminal Block
LTCP48S6A2	48 Station Base Satellite in a 13x13 Stainless Steel Pedestal, Electric Actuation w/Terminal Block & Gold Level Surge Protection
LTCP48S6A3	48 Station Base Satellite in a 13x13 Stainless Steel Pedestal, Electric Actuation w/Terminal Block & Switches
LTCP48S6A4	48 Station Base Satellite in a 13x13 Stainless Steel Pedestal, Electric Actuation w/Terminal Block, Switches & Gold Level Surge Protection

PEDESTAL SATELLITES - 56 STATIONS (WITHOUT MODEM)



LTCP56P6A0	56 Station Base Satellite in a 13x13 Plastic Pedestal, Electric Actuation, No Options
LTCP56P6A1	56 Station Base Satellite in a 13x13 Plastic Pedestal, Electric Actuation w/Large Capacity Terminal Block
LTCP56P6A2	56 Station Base Satellite in a 13x13 Plastic Pedestal, Electric Actuation w/Terminal Block & Gold Level Surge Protection
LTCP56P6A3	56 Station Base Satellite in a 13x13 Plastic Pedestal, Electric Actuation w/Terminal Block & Switches
LTCP56P6A4	56 Station Base Satellite in a 13x13 Plastic Pedestal, Electric Actuation w/Terminal Block, Switches & Gold Level Surge Protection
LTCP56S6A0	56 Station Base Satellite in a 13x13 Stainless Steel Pedestal, Electric Actuation, No Options
LTCP56S6A1	56 Station Base Satellite in a 13x13 Stainless Steel Pedestal, Electric Actuation w/Large Capacity Terminal Block
LTCP56S6A2	56 Station Base Satellite in a 13x13 Stainless Steel Pedestal, Electric Actuation w/Terminal Block & Gold Level Surge Protection
LTCP56S6A3	56 Station Base Satellite in a 13x13 Stainless Steel Pedestal, Electric Actuation w/Terminal Block & Switches
LTCP56S6A4	56 Station Base Satellite in a 13x13 Stainless Steel Pedestal, Electric Actuation w/Terminal Block, Switches & Gold Level Surge Protection

PEDESTAL SATELLITES - 64 STATIONS (WITHOUT MODEM)



LTCP64P6A0	64 Station Base Satellite in a 13x13 Plastic Pedestal, Electric Actuation, No Options
LTCP64P6A1	64 Station Base Satellite in a 13x13 Plastic Pedestal, Electric Actuation w/Large Capacity Terminal Block
LTCP64P6A2	64 Station Base Satellite in a 13x13 Plastic Pedestal, Electric Actuation w/Terminal Block & Gold Level Surge Protection
LTCP64P6A3	64 Station Base Satellite in a 13x13 Plastic Pedestal, Electric Actuation w/Terminal Block & Switches
LTCP64P6A4	64 Station Base Satellite in a 13x13 Plastic Pedestal, Electric Actuation w/Terminal Block, Switches & Gold Level Surge Protection
LTCP64S6A0	64 Station Base Satellite in a 13x13 Stainless Steel Pedestal, Electric Actuation, No Options
LTCP64S6A1	64 Station Base Satellite in a 13x13 Stainless Steel Pedestal, Electric Actuation w/Large Capacity Terminal Block
LTCP64S6A2	64 Station Base Satellite in a 13x13 Stainless Steel Pedestal, Electric Actuation w/Terminal Block & Gold Level Surge Protection
LTCP64S6A3	64 Station Base Satellite in a 13x13 Stainless Steel Pedestal, Electric Actuation w/Terminal Block & Switches
LTCP64S6A4	64 Station Base Satellite in a 13x13 Stainless Steel Pedestal, Electric Actuation w/Terminal Block, Switches & Gold Level Surge Protection

TORO GOLF IRRIGATION

Model	Part #	Description
-------	--------	-------------

PEDESTAL SATELLITES - 16 STATIONS (RADIO)



LTCP16P6R0	16 Station Base Satellite in a 13x13 Plastic Pedestal, Electric Actuation, No Options
LTCP16P6R1	16 Station Base Satellite in a 13x13 Plastic Pedestal, Electric Actuation w/Large Capacity Terminal Block
LTCP16P6R2	16 Station Base Satellite in a 13x13 Plastic Pedestal, Electric Actuation w/Terminal Block & Gold Level Surge Protection
LTCP16P6R3	16 Station Base Satellite in a 13x13 Plastic Pedestal, Electric Actuation w/Terminal Block & Switches
LTCP16P6R4	16 Station Base Satellite in a 13x13 Plastic Pedestal, Electric Actuation w/Terminal Block, Switches & Gold Level Surge Protection
LTCP16S6R0	16 Station Base Satellite in a 13x13 Stainless Steel Pedestal, Electric Actuation, No Options
LTCP16S6R1	16 Station Base Satellite in a 13x13 Stainless Steel Pedestal, Electric Actuation w/Large Capacity Terminal Block
LTCP16S6R2	16 Station Base Satellite in a 13x13 Stainless Steel Pedestal, Electric Actuation w/Terminal Block & Gold Level Surge Protection
LTCP16S6A3	16 Station Base Satellite in a 13x13 Stainless Steel Pedestal, Electric Actuation w/Terminal Block & Switches
LTCP16S6R4	16 Station Base Satellite in a 13x13 Stainless Steel Pedestal, Electric Actuation w/Terminal Block, Switches & Gold Level Surge Protection

PEDESTAL SATELLITES - 24 STATIONS (RADIO)



LTCP24P6R0	24 Station Base Satellite in a 13x13 Plastic Pedestal, Electric Actuation, No Options
LTCP24P6R1	24 Station Base Satellite in a 13x13 Plastic Pedestal, Electric Actuation w/Large Capacity Terminal Block
LTCP24P6R2	24 Station Base Satellite in a 13x13 Plastic Pedestal, Electric Actuation w/Terminal Block & Gold Level Surge Protection
LTCP24P6R3	24 Station Base Satellite in a 13x13 Plastic Pedestal, Electric Actuation w/Terminal Block & Switches
LTCP24P6R4	24 Station Base Satellite in a 13x13 Plastic Pedestal, Electric Actuation w/Terminal Block, Switches & Gold Level Surge Protection
LTCP24S6R0	24 Station Base Satellite in a 13x13 Stainless Steel Pedestal, Electric Actuation, No Options
LTCP24S6R1	24 Station Base Satellite in a 13x13 Stainless Steel Pedestal, Electric Actuation w/Large Capacity Terminal Block
LTCP24S6R2	24 Station Base Satellite in a 13x13 Stainless Steel Pedestal, Electric Actuation w/Terminal Block & Gold Level Surge Protection
LTCP24S6R3	24 Station Base Satellite in a 13x13 Stainless Steel Pedestal, Electric Actuation w/Terminal Block & Switches
LTCP24S6R4	24 Station Base Satellite in a 13x13 Stainless Steel Pedestal, Electric Actuation w/Terminal Block, Switches & Gold Level Surge Protection

PEDESTAL SATELLITES - 32 STATIONS (RADIO)



LTCP32P6R0	32 Station Base Satellite in a 13x13 Plastic Pedestal, Electric Actuation, No Options
LTCP32P6R1	32 Station Base Satellite in a 13x13 Plastic Pedestal, Electric Actuation w/Large Capacity Terminal Block
LTCP32P6R2	32 Station Base Satellite in a 13x13 Plastic Pedestal, Electric Actuation w/Terminal Block & Gold Level Surge Protection
LTCP32P6R3	32 Station Base Satellite in a 13x13 Plastic Pedestal, Electric Actuation w/Terminal Block & Switches
LTCP32P6R4	32 Station Base Satellite in a 13x13 Plastic Pedestal, Electric Actuation w/Terminal Block, Switches & Gold Level Surge Protection
LTCP32S6R0	32 Station Base Satellite in a 13x13 Stainless Steel Pedestal, Electric Actuation, No Options
LTCP32S6R1	32 Station Base Satellite in a 13x13 Stainless Steel Pedestal, Electric Actuation w/Large Capacity Terminal Block
LTCP32S6R2	32 Station Base Satellite in a 13x13 Stainless Steel Pedestal, Electric Actuation w/Terminal Block & Gold Level Surge Protection
LTCP32S6R3	32 Station Base Satellite in a 13x13 Stainless Steel Pedestal, Electric Actuation w/Terminal Block & Switches
LTCP32S6R4	32 Station Base Satellite in a 13x13 Stainless Steel Pedestal, Electric Actuation w/Terminal Block, Switches & Gold Level Surge Protection

PEDESTAL SATELLITES - 40 STATIONS (RADIO)



LTCP40P6R0	40 Station Base Satellite in a 13x13 Plastic Pedestal, Electric Actuation, No Options
LTCP40P6R1	40 Station Base Satellite in a 13x13 Plastic Pedestal, Electric Actuation w/Large Capacity Terminal Block
LTCP40P6R2	40 Station Base Satellite in a 13x13 Plastic Pedestal, Electric Actuation w/Terminal Block & Gold Level Surge Protection
LTCP40P6R3	40 Station Base Satellite in a 13x13 Plastic Pedestal, Electric Actuation w/Terminal Block & Switches
LTCP40P6R4	40 Station Base Satellite in a 13x13 Plastic Pedestal, Electric Actuation w/Terminal Block, Switches & Gold Level Surge Protection
LTCP40S6R0	40 Station Base Satellite in a 13x13 Stainless Steel Pedestal, Electric Actuation, No Options
LTCP40S6R1	40 Station Base Satellite in a 13x13 Stainless Steel Pedestal, Electric Actuation w/Large Capacity Terminal Block
LTCP40S6R2	40 Station Base Satellite in a 13x13 Stainless Steel Pedestal, Electric Actuation w/Terminal Block & Gold Level Surge Protection
LTCP40S6R3	40 Station Base Satellite in a 13x13 Stainless Steel Pedestal, Electric Actuation w/Terminal Block & Switches
LTCP40S6R4	40 Station Base Satellite in a 13x13 Stainless Steel Pedestal, Electric Actuation w/Terminal Block, Switches & Gold Level Surge Protection

TORO GOLF IRRIGATION



Model	Part #	Description
-------	--------	-------------

PEDESTAL SATELLITES - 48 STATIONS (RADIO)



LTCP48P6R0	48 Station Base Satellite in a 13x13 Plastic Pedestal, Electric Actuation, No Options
LTCP48P6R1	48 Station Base Satellite in a 13x13 Plastic Pedestal, Electric Actuation w/Large Capacity Terminal Block
LTCP48P6R2	48 Station Base Satellite in a 13x13 Plastic Pedestal, Electric Actuation w/Terminal Block & Gold Level Surge Protection
LTCP48P6R3	48 Station Base Satellite in a 13x13 Plastic Pedestal, Electric Actuation w/Terminal Block & Switches
LTCP48P6R4	48 Station Base Satellite in a 13x13 Plastic Pedestal, Electric Actuation w/Terminal Block, Switches & Gold Level Surge Protection
LTCP48S6R0	48 Station Base Satellite in a 13x13 Stainless Steel Pedestal, Electric Actuation, No Options
LTCP48S6R1	48 Station Base Satellite in a 13x13 Stainless Steel Pedestal, Electric Actuation w/Large Capacity Terminal Block
LTCP48S6R2	48 Station Base Satellite in a 13x13 Stainless Steel Pedestal, Electric Actuation w/Terminal Block & Gold Level Surge Protection
LTCP48S6R3	48 Station Base Satellite in a 13x13 Stainless Steel Pedestal, Electric Actuation w/Terminal Block & Switches
LTCP48S6R4	48 Station Base Satellite in a 13x13 Stainless Steel Pedestal, Electric Actuation w/Terminal Block, Switches & Gold Level Surge Protection

PEDESTAL SATELLITES - 56 STATIONS (RADIO)



LTCP56P6R0	56 Station Base Satellite in a 13x13 Plastic Pedestal, Electric Actuation, No Options
LTCP56P6R1	56 Station Base Satellite in a 13x13 Plastic Pedestal, Electric Actuation w/Large Capacity Terminal Block
LTCP56P6R2	56 Station Base Satellite in a 13x13 Plastic Pedestal, Electric Actuation w/Terminal Block & Gold Level Surge Protection
LTCP56P6R3	56 Station Base Satellite in a 13x13 Plastic Pedestal, Electric Actuation w/Terminal Block & Switches
LTCP56P6R4	56 Station Base Satellite in a 13x13 Plastic Pedestal, Electric Actuation w/Terminal Block, Switches & Gold Level Surge Protection
LTCP56S6R0	56 Station Base Satellite in a 13x13 Stainless Steel Pedestal, Electric Actuation, No Options
LTCP56S6R1	56 Station Base Satellite in a 13x13 Stainless Steel Pedestal, Electric Actuation w/Large Capacity Terminal Block
LTCP56S6R2	56 Station Base Satellite in a 13x13 Stainless Steel Pedestal, Electric Actuation w/Terminal Block & Gold Level Surge Protection
LTCP56S6R3	56 Station Base Satellite in a 13x13 Stainless Steel Pedestal, Electric Actuation w/Terminal Block & Switches
LTCP56S6R4	56 Station Base Satellite in a 13x13 Stainless Steel Pedestal, Electric Actuation w/Terminal Block, Switches & Gold Level Surge

PEDESTAL SATELLITES - 64 STATIONS (RADIO)



LTCP64P6R0	64 Station Base Satellite in a 13x13 Plastic Pedestal, Electric Actuation, No Options
LTCP64P6R1	64 Station Base Satellite in a 13x13 Plastic Pedestal, Electric Actuation w/Large Capacity Terminal Block
LTCP64P6R2	64 Station Base Satellite in a 13x13 Plastic Pedestal, Electric Actuation w/Terminal Block & Gold Level Surge Protection
LTCP64P6R3	64 Station Base Satellite in a 13x13 Plastic Pedestal, Electric Actuation w/Terminal Block & Switches
LTCP64P6R4	64 Station Base Satellite in a 13x13 Plastic Pedestal, Electric Actuation w/Terminal Block, Switches & Gold Level Surge Protection
LTCP64S6R0	64 Station Base Satellite in a 13x13 Stainless Steel Pedestal, Electric Actuation, No Options
LTCP64S6R1	64 Station Base Satellite in a 13x13 Stainless Steel Pedestal, Electric Actuation w/Large Capacity Terminal Block
LTCP64S6R2	64 Station Base Satellite in a 13x13 Stainless Steel Pedestal, Electric Actuation w/Terminal Block & Gold Level Surge Protection
LTCP64S6R3	64 Station Base Satellite in a 13x13 Stainless Steel Pedestal, Electric Actuation w/Terminal Block & Switches
LTCP64S6R4	64 Station Base Satellite in a 13x13 Stainless Steel Pedestal, Electric Actuation w/Terminal Block, Switches & Gold Level Surge

ACCESSORIES

102-0795	Pump Common Module w/ cable
102-0796	Output Module, 8-Station
89-9032	Output Connector (Option 0)
89-9033	16-Station Module w/Large Terminal Block (Option1)
89-9035	16-Station Module w/Large Terminal Bk & Gold Level Surge (2)
89-9034	16-Station Module w/Large Terminal Bk & Switches (Option 3)
89-9036	16-Station Module w/Large Terminal Bk, Switches & Gold Level Surge (Option 4)
89-9039	P&C Surge PCBA, LTCP - Service
89-8342	Standard Plastic Cabinet (Only) w/o Electronic Components
102-2419	Dome Antenna Kit
89-9747	Expansion Kit, LTC Plus (32 to 64 Stations)
89-8589	PCBA, Surge, P & C & Common
89-8736	PCBA, Surge, 16-TP

TORO GOLF IRRIGATION

Model	Part #	Description
-------	--------	-------------



GDC DECODER SYSTEM

GDC GATEWAYS

DEC-PC-1600	1600 Station PC Controlled Gateway
DEC-SA-200	200 Station Stand Alone Gateway

GDC STATION DECODERS 2 Wire

DEC-ISP-1	1 Station 2 Wire Decoder
DEC-ISP-2	2 Station 2 Wire Decoder
TRDEC-4	4 Station 2 Wire Decoder

GDC SURGE PROTECTOS

DEC-SG-LINE	Decoder Line Surge Protector
DEC-SG-OUTPUT	Decoder Output Surge Protector



CDS DECODER SYSTEM

CDS-DEC-01	1 Station Decoder
CDS-DEC-02	2 Station Decoder
CDS-DEC-03	3 Station Decoder
CDS-DEC-04	4 Station Decoder

CDS ENCODER PROGRAMMER

CDS-ENC-02	Encoder (Decoder Programming Unit)
------------	------------------------------------

ACCESSORIES

FIU-2010	Field Interface Unit w/1 Wireline
NB-HHRI-01	Network Hand-Held Radio Interface (includes programmable radio)



TURF GUARD

TG-B	Turf Guard Base Station
TG-PS	Turf Guard Power Supply
TG-R-EXT	Turf Guard Repeater, External Mount
TG-R-INT	Turf Guard Repeater, Internal Mount
TG-S2-R	Turf Guard Sensor

HYDRAULIC CONVERTERS

ELECTRIC-HYDRAULIC CONVERTERS

OSX-51-12	Pedestal Mounted, 12-Station Normally Open
OSX-51-16	Pedestal Mounted, 16-Station Normally Open
EHC-01-01	1-Station Normally Open
EHC-01-04	4-Station Normally Open
EHC-01-12	12-Station Normally Open
EHC-01-16	16-Station Normally Open



ELECTRIC-HYDRAULIC CONVERTERS IN STAND-ALONE CABINETS

E16-31-06	16-Station Normally Open in a Plastic Cabinet
E16-91-06	16-Station Normally Open in a Stainless-Steel Cabinet
E24-31-06	24-Station Normally Open in a Plastic Cabinet
E24-91-06	24-Station Normally Open in a Stainless-Steel Cabinet
E32-31-06	32-Station Normally Open in a Plastic Cabinet
E32-91-06	32-Station Normally Open in a Stainless-Steel Cabinet
E40-31-06	40-Station Normally Open in a Plastic Cabinet
E40-91-06	40-Station Normally Open in a Stainless-Steel Cabinet
E48-31-06	48-Station Normally Open in a Plastic Cabinet
E48-91-06	48-Station Normally Open in a Stainless-Steel Cabinet

EHC EXPANSION KITS

BASE EXPANSION KITS

MOD4-WT-01	4-Station Normally Open, Angled Backplate w/Terminal Strip
MOD4-WT-08	4-Station Normally Closed, Angled Backplate w/Terminal Strip

ADD-ON EXPANSION KITS

Note: To use the add-on expansion kit, you must have a base expansion kit w/terminal strip installed.	
MOD1-LT-01	1-Station Normally Open Hydraulic w/o Terminal Strip
MOD4-LT-01	5- to 8-Station Normally Open, Angled Backplate w/o Terminal Strip

ACCESSORIES

89-8284	Electric-Hydraulic Converter Angled Rear Plate Kit
284-60-00	Pilot Valve Assembly 2 Way
286-61-01	Mount (Use w/ 850-02)

TORO GOLF IRRIGATION

Model

Part #

Description



NETWORK HAND-HELD RADIO

Note: NB-HHRI-01 requires compatible central software.

NB-HHRI-01	Network Hand-Held Radio Interface (includes programmable radio)
NB-HHRI-02	Network Hand-Held Radio Interface (radio not included)
89-9065	Serial Port Interface Kit, TouchNet LTC/HHRI

NETWORK RADIO-LINK™

89-7980	Network Radio-Link Satellite Kit for Network LTC
89-7611	Network Radio-Link Satellite Kit for Network 8000®

For Site Pro® Central and Network LTC® Plus

89-9116	FIU Kit Add-On Wire Path
89-9117	SitePro Central Radio-Link Kit
89-9132	Network LTC Plus Radio-Link Kit for Stainless Steel Cabinet Satellites

Radio Kits

102-5025	Radio Kit for Golf Satellite, Plastic Pedestal (July 2006 & Earlier)
102-6187	Radio Kit for Golf Satellite, New Plastic Pedestal (August 2006 & Later)

GOLF CENTRAL COMPUTER ACCESSORIES

996-34	Uninterruptible Battery Backup
--------	--------------------------------

CONTROLLER TOOLS & ACCESSORIES

91-1308	Surge Protection Kit
91-1453	Surge Protection Kit & Communication line
91-1455	Surge Protection for Pump & Common
102-2419	External Antenna Kit, 3DB
102-3126	OSMAC RDR Dome Antenna Kit, BNG
102-6808	Antenna Pancake Accessory Kit
89-8342	Standard Plastic Cabinet (Only) w/o Electronic Components (July 2006 & Earlier)
102-6144SK	Plastic Pedestal Service Kit (August 2006 & Later)

CONTROL TUBING

900-11	2000' Coil, 1/4" x 1/8" Hard Reel, Blue on Black
900-12	2000' Coil, 1/4" x 1/8" Hard Reel, Yellow on Black
900-13	2000' Coil, 1/4" x 1/8" Hard Reel, Pink on Black
900-14	2000' Coil, 1/4" x 1/8" Hard Reel, White on Black

CONTROL TUBE FITTINGS

900-21	Adapter, Compression to Poly, 1/4" x 1/4"
900-22	Adapter, 5/16" x 1/4"
900-23	Adapter, 5/16" x 5/16"
900-24	Adapter, Male NPT to Poly, 1/8" x 1/4"
900-30	Coupler, Poly Tubing, 1/4" x 1/4"
900-31	Coupler, 5/16" x 5/16"
900-32	Coupler, 5/16" x 1/4"
900-40	Retainer, Poly Tubing, 1/4"
900-41	Retainer, Poly Tubing, 5/16"
900-50	Tee, Poly Tubing, 1/4" x 1/4" x 1/4"
900-70	Plug, 1/4" Poly Tubing



FLOW & PRESSURE GAUGES

995-49	Pressure Gauge 0-200 lbs.
995-50	Pilot Tube
995-51	Pressure Gauge Kit (Includes 995-49 & 995-50)

SPRAY HEADS



LPS SERIES SPRINKLERS



LPS200	2" Sprinkler, w/o Nozzle	100
LPS208	2" Sprinkler, with TVAN8 installed	100
LPS210	2" Sprinkler, with TVAN10 installed	100
LPS212	2" Sprinkler, with TVAN12 installed	100
LPS215	2" Sprinkler, with TVAN15 installed	100
LPS217	2" Sprinkler, with TVAN17 installed	100
LPS400	4" Sprinkler, w/o Nozzle	50
LPS408	4" Sprinkler, with TVAN8 installed	50
LPS410	4" Sprinkler, with TVAN10 installed	50
LPS412	4" Sprinkler, with TVAN12 installed	50
LPS415	4" Sprinkler, with TVAN15 installed	50
LPS417	4" Sprinkler, with TVAN17 installed	50
LPSCV	LPS Series Check Valve	50

570Z SERIES SPRINKLERS



89-5807	2" Sprinkler, w/o Nozzle, 570Z-2P	100
89-3977	3" Sprinkler, w/o Nozzle, 570Z-3P	100
89-3978	4" Sprinkler, w/o Nozzle, 570Z-4P	50
89-4723	4" Sprinkler w/Check Valve, w/o Nozzle, 570Z-4P COM	50
89-3979	6" Sprinkler, w/o Nozzle, 570Z-6P	50
89-3980	6" Sprinkler, Side-inlet Body, w/o Nozzle, 570Z-6P SI	50
102-0583	6" Sprinkler w/Check Valve, w/o Nozzle, 570Z-6P COM	50
89-3981	12" Sprinkler, w/o Nozzle, 570Z-12P	25
89-3982	12" Sprinkler, Side-inlet Body, w/o Nozzle, 570Z-12P SI	25
102-0582	12" Sprinkler w/Check Valve, w/o Nozzle, 570Z-12P COM	25

570Z SERIES ACCESSORIES

9-6807	Shrub Adapter, 570S	100
35-2636	6" Riser Extender, 570-6X	100
35-2631	6" Stationary Riser, 570-SR-6	100
570SR-18	18" Stationary Riser	50
89-5896	Check Valve Assembly	50

570Z XF SERIES SPRINKLERS



102-2828	4" Sprinkler, w/Shut-off, w/o Nozzle, 570Z-4P XF	50
102-2829	4" Sprinkler, w/Check Valve & Shut-off, w/o Nozzle, 570Z-4P XF COM	50
102-2830	6" Sprinkler, w/Shut-off, w/o Nozzle, 570Z-6P XF	50
102-2832	6" Sprinkler, Side-inlet Body, w/Shut-off, w/o Nozzle, 570Z-6P XF SI	50
102-2831	6" Sprinkler, w/Check Valve & Shut-off, w/o Nozzle, 570Z-6P XF COM	50
102-2833	12" Sprinkler, w/Shut-off, w/o Nozzle, 570Z-12P XF	25
102-2835	12" Sprinkler, Side-inlet Body, w/Shut-off, w/o Nozzle, 570Z-12P XF SI	25
102-2834	12" Sprinkler, w/Check Valve & Shut-off, w/o Nozzle, 570Z-12P XF COM	25
102-2836	Shrub Sprinkler w/o Nozzle, 570Z-SHRUB XF	50

570Z PR SERIES SPRINKLERS



102-5466	Shrub Sprinkler, w/Pressure Regulation, 570S	50
102-5426	4" Sprinkler, w/Pressure Regulation, 570Z-4P PR	50
102-5460	4" Sprinkler, w/Pressure Regulation & Check Valve, 570Z-4P PRCOM	50
102-5461	6" Sprinkler, w/Pressure Regulation, 570Z-6P PR	50
102-5459	6" Sprinkler, w/Pressure Regulation & Check Valve, 570Z-6P PRCOM	50
102-5452	12" Sprinkler, w/Pressure Regulation, 570Z-12P PR	25
102-5455	12" Sprinkler, w/Pressure Regulation & w/Check Valve Regulation & Shut-Off, 570Z-12P PRCOM	25










570Z PRX SERIES SPRINKLERS















102-0006	Shrub Sprinkler, w/Pressure Regulation & Shut-Off, 570S-PRX	50
102-0001	4" Sprinkler, w/Pressure Regulation & Shut-Off, 570Z-4P PRX	50
102-0002	4" Sprinkler, w/Pressure Regulation & Shut-Off, w/Check Valve, 570Z-4P PRX-COM	50
102-0003	6" Sprinkler, w/Pressure Regulation & Shut-Off, 570Z-6P PRX	50
102-0004	6" Sprinkler, w/Pressure Regulation & Shut-Off, w/Check Valve, 570Z-6P PRX-COM	50
102-0005	6" Sprinkler, w/Side Inlet Body, w/Pressure Regulation & Shut-Off, 570Z-6P-SI PRX	50
102-0009	12" Sprinkler, w/Pressure Regulation & Shut-Off, 570Z-12P PRX	25
102-0011	12" Sprinkler, w/Pressure Regulation & Shut-Off, w/Check Valve, 570Z-12P PRX-COM	25
102-0010	12" Sprinkler, w/Side Inlet Body, w/Pressure Regulation & Shut-Off, 570Z-12P-SI PRX	25











570 SERIES INSTALLATION TOOLS

89-6395	Riser Pull-up Tool	50
89-7350	Adjustment Key	50

	Part #	Description	Carton Qty
	TORO VARIABLE ARC NOZZLES		
	TVAN-8	8' Variable Arc Pattern	25
	TVAN-10	10' Variable Arc Pattern	25
	TVAN-12	12' Variable Arc Pattern	25
	TVAN-15	15' Variable Arc Pattern	25
	TVAN-17	17' Variable Arc Pattern	25
	500 SERIES STREAM AND FLOOD BUBBLERS (Use w/ Stationary Risers)		
	511-30	1/4 Circle, Stream Bubbler	25
	512-30	1/2 Circle, Stream Bubbler	25
	514-30	Full Circle, Stream Bubbler	25
	516-30	1/2 Circle, 2-Stream Bubbler	25
	514-20	Universal Flood Bubbler	25
	FLOOD BUBBLER NOZZLES		
	89-1727	.25 GPM, FB-25-PC	25
	89-1729	.50 GPM, FB-50-PC	25
	89-1731	1.00 GPM, FB-100-PC	25
	89-1733	Adjustable GPM, FB-200-ADJ-PC2.00	25
	STREAM BUBBLER NOZZLES		
	89-7865	1/4 Circle, 2' Radius Stream Bubbler, SB-90-PC2	25
	89-7875	1/2 Circle, 2' Radius Stream Bubbler, SB-180-PC2	25
	89-7877	Full Circle, 2' Radius Stream Bubbler, SB-360-PC2	25
	89-7871	1/2 Circle, 2 Stream, 2' Radius Stream Bubbler, SB-2-180-PC2	25
	89-7873	1/2 Circle, 4 Stream, 2' Radius Stream Bubbler, SB-4-180-PC2	25
	FLAT SPRAY, PRESSURE COMPENSATING		
	35-7704	1/4 Circle, Pressure Compensating, FSQ-PC	25
	35-7700	1/2 Circle, Pressure Compensating, FSH-PC	25
	35-7698	Full Circle, Pressure Compensating, FSF-PC	25
	35-7712	1/4 Circle, Pressure Compensating, Low Gallonage, FSQ-LG-PC	25
	35-7708	1/2 Circle, Pressure Compensating, Low Gallonage, FSH-LG-PC	25
	570Z MPR NOZZLES - PRESSURE COMPENSATING		
15' SERIES			
	89-1416	1/4 Circle, 15-Q-PC	25
	89-1413	1/3 Circle, 15-T-PC	25
	89-1410	1/2 Circle, 15-H-PC	25
	89-1407	2/3 Circle, 15-TT-PC	25
	89-1404	3/4 Circle, 15-TQ-PC	25
	89-1401	Full Circle, 15-F-PC	25
12' SERIES			
	89-1434	1/4 Circle, 12-Q-PC	25
	89-1431	1/3 Circle, 12-T-PC	25
	89-1428	1/2 Circle, 12-H-PC	25
	89-1425	2/3 Circle, 12-TT-PC	25
	89-1422	3/4 Circle, 12-TQ-PC	25
	89-1419	Full Circle, 12-F-PC	25
10' SERIES			
	89-1452	1/4 Circle, 10-Q-PC	25
	89-1449	1/3 Circle, 10-T-PC	25
	89-1446	1/2 Circle, 10-H-PC	25
	89-1443	2/3 Circle, 10-TT-PC	25
	89-1440	3/4 Circle, 10-TQ-PC	25
	89-1437	Full Circle, 10-F-PC	25
8' SERIES			
	89-1470	1/4 Circle, 8-Q-PC	25
	89-1467	1/3 Circle, 8-T-PC	25
	89-1464	1/2 Circle, 8-H-PC	25
	89-1461	2/3 Circle, 8-TT-PC	25
	89-1458	3/4 Circle, 8-TQ-PC	25
	89-1455	Full Circle, 8-F-PC	25
5' SERIES			
	89-1488	1/4 Circle, 5-Q-PC	25
	89-1485	1/3 Circle, 5-T-PC	25
	89-1482	1/2 Circle, 5-H-PC	25
	89-1479	2/3 Circle, 5-TT-PC	25
	89-1476	3/4 Circle, 5-TQ-PC	25
	89-1473	Full Circle, 5-F-PC	25
10° & 35° STREAM SPRAY			
89-1547	1/4 Circle, 10°-SSQ-PC	25	
89-1521	1/2 Circle, 10°-SSH-PC	25	
89-1519	Full Circle, 10°-SSF-PC	25	
89-1495	1/4 Circle, 35°-SSQ-PC	25	
89-1493	1/2 Circle, 35°-SSH-PC	25	
89-1491	Full Circle, 35°-SSF-PC	25	
SPECIAL PATTERNS			
89-1503	Side Strip, 4' x 30', 4-SST-PC	25	
89-1500	End Strip, 4' x 15', 4-EST-PC	25	
89-1497	Center Strip, 4' x 30', 4-CST-PC	25	
89-1506	Side Strip, 9' x 18', 9-SST-PC	25	
89-1509	Side Strip, 4' x 18', 4S-SST-PC	25	
89-1512	Side Strip, 2' x 6', 2-SST-PC	25	

	Part #	Description	Carton Qty
	PRECISION SERIES SPRAY NOZZLES (Toro Threaded)		
	5' SERIES		
	O-T-5-60	5-60 Precision Spray Nozzle	25
	O-T-5-Q	5-Q Precision Spray Nozzle	25
	O-T-5-T	5-T Precision Spray Nozzle	25
	O-T-5-150	5-150 Precision Spray Nozzle	25
	O-T-5-H	5-H Precision Spray Nozzle	25
	O-T-5-210	5-210 Precision Spray Nozzle	25
	O-T-5-TT	5-TT Precision Spray Nozzle	25
	O-T-5-TQ	5-TQ Precision Spray Nozzle	25
	O-T-5-F	5-F Precision Spray Nozzle	25
	8' SERIES		
	O-T-8-60	8-60 Precision Spray Nozzle	25
	O-T-8-Q	8-Q Precision Spray Nozzle	25
	O-T-8-T	8-T Precision Spray Nozzle	25
	O-T-8-150	8-150 Precision Spray Nozzle	25
	O-T-8-H	8-H Precision Spray Nozzle	25
	O-T-8-210	8-210 Precision Spray Nozzle	25
	O-T-8-TT	8-TT Precision Spray Nozzle	25
	O-T-8-TQ	8-TQ Precision Spray Nozzle	25
	O-T-8-F	8-F Precision Spray Nozzle	25
	10' SERIES		
	O-T-10-60	10-60 Precision Spray Nozzle	25
	O-T-10-Q	10-Q Precision Spray Nozzle	25
	O-T-10-T	10-T Precision Spray Nozzle	25
	O-T-10-150	10-150 Precision Spray Nozzle	25
	O-T-10-H	10-H Precision Spray Nozzle	25
	O-T-10-210	10-210 Precision Spray Nozzle	25
	O-T-10-TT	10-TT Precision Spray Nozzle	25
	O-T-10-TQ	10-TQ Precision Spray Nozzle	25
	O-T-10-F	10-F Precision Spray Nozzle	25
	12' SERIES		
	O-T-12-60	12-60 Precision Spray Nozzle	25
	O-T-12-Q	12-Q Precision Spray Nozzle	25
	O-T-12-T	12-T Precision Spray Nozzle	25
	O-T-12-150	12-150 Precision Spray Nozzle	25
	O-T-12-H	12-H Precision Spray Nozzle	25
	O-T-12-210	12-210 Precision Spray Nozzle	25
	O-T-12-TT	12-TT Precision Spray Nozzle	25
	O-T-12-TQ	12-TQ Precision Spray Nozzle	25
	O-T-12-F	12-F Precision Spray Nozzle	25
	15' SERIES		
	O-T-15-60	15-60 Precision Spray Nozzle	25
	O-T-15-Q	15-Q Precision Spray Nozzle	25
	O-T-15-T	15-T Precision Spray Nozzle	25
	O-T-15-150	15-150 Precision Spray Nozzle	25
	O-T-15-H	15-H Precision Spray Nozzle	25
	O-T-15-210	15-210 Precision Spray Nozzle	25
	O-T-15-TT	15-TT Precision Spray Nozzle	25
	O-T-15-TQ	15-TQ Precision Spray Nozzle	25
	O-T-15-F	15-F Precision Spray Nozzle	25
	PRECISION SPRAY SPECIAL PATTERNS (Toro Threaded)		
	O-T-4X9-RCS	4' x 9' Right Corner Strip Precision Spray Nozzle	25
	O-T-4X9-LCS	4' x 9' Left Corner Strip Precision Spray Nozzle	25
	O-T-4X18-SST	4' x 18' Side Strip Precision Spray Nozzle	25
	O-T-4X15-RCS	4' x 15' Right Corner Strip Precision Spray Nozzle	25
	O-T-4X15-LCS	4' x 15' Left Corner Strip Precision Spray Nozzle	25
	O-T-4X30-SST	4' x 30' Side Strip Precision Spray Nozzle	25

Part #	Description	Carton Qty
PRECISION SERIES SPRAY NOZZLES (Female Threaded)		
5' SERIES		
O-5-60	5-60 Precision Spray Nozzle	25
O-5-Q	5-Q Precision Spray Nozzle	25
O-5-T	5-T Precision Spray Nozzle	25
O-5-150	5-150 Precision Spray Nozzle	25
O-5-H	5-H Precision Spray Nozzle	25
O-5-210	5-210 Precision Spray Nozzle	25
O-5-TT	5-TT Precision Spray Nozzle	25
O-5-TQ	5-TQ Precision Spray Nozzle	25
O-5-F	5-F Precision Spray Nozzle	25
		
8' SERIES		
O-8-60	8-60 Precision Spray Nozzle	25
O-8-Q	8-Q Precision Spray Nozzle	25
O-8-T	8-T Precision Spray Nozzle	25
O-8-150	8-150 Precision Spray Nozzle	25
O-8-H	8-H Precision Spray Nozzle	25
O-8-210	8-210 Precision Spray Nozzle	25
O-8-TT	8-TT Precision Spray Nozzle	25
O-8-TQ	8-TQ Precision Spray Nozzle	25
O-8-F	8-F Precision Spray Nozzle	25
		
10' SERIES		
O-10-60	10-60 Precision Spray Nozzle	25
O-10-Q	10-Q Precision Spray Nozzle	25
O-10-T	10-T Precision Spray Nozzle	25
O-10-150	10-150 Precision Spray Nozzle	25
O-10-H	10-H Precision Spray Nozzle	25
O-10-210	10-210 Precision Spray Nozzle	25
O-10-TT	10-TT Precision Spray Nozzle	25
O-10-TQ	10-TQ Precision Spray Nozzle	25
O-10-F	10-F Precision Spray Nozzle	25
		
12' SERIES		
O-12-60	12-60 Precision Spray Nozzle	25
O-12-Q	12-Q Precision Spray Nozzle	25
O-12-T	12-T Precision Spray Nozzle	25
O-12-150	12-150 Precision Spray Nozzle	25
O-12-H	12-H Precision Spray Nozzle	25
O-12-210	12-210 Precision Spray Nozzle	25
O-12-TT	12-TT Precision Spray Nozzle	25
O-12-TQ	12-TQ Precision Spray Nozzle	25
O-12-F	12-F Precision Spray Nozzle	25
		
15' SERIES		
O-15-60	15-60 Precision Spray Nozzle	25
O-15-Q	15-Q Precision Spray Nozzle	25
O-15-T	15-T Precision Spray Nozzle	25
O-15-150	15-150 Precision Spray Nozzle	25
O-15-H	15-H Precision Spray Nozzle	25
O-15-210	15-210 Precision Spray Nozzle	25
O-15-TT	15-TT Precision Spray Nozzle	25
O-15-TQ	15-TQ Precision Spray Nozzle	25
O-15-F	15-F Precision Spray Nozzle	25
		
PRECISION SPRAY SPECIAL PATTERNS (Female Threaded)		
O-4X9-RCS	4' x 9' Right Corner Strip Precision Spray Nozzle	25
O-4X9-LCS	4' x 9' Left Corner Strip Precision Spray Nozzle	25
O-4X18-SST	4' x 18' Side Strip Precision Spray Nozzle	25
O-4X15-RCS	4' x 15' Right Corner Strip Precision Spray Nozzle	25
O-4X15-LCS	4' x 15' Left Corner Strip Precision Spray Nozzle	25
O-4X30-SST	4' x 30' Side Strip Precision Spray Nozzle	25
		

	Part #	Description	Carton Qty
ROTORS			
	300 SERIES STREAM ROTOR® SPRINKLERS		
	300-00-00	Lawn Pop-up w/o Nozzle & Arc Disc	25
	300-10-00	Shrub w/o Nozzle & Arc Disc	25
	300-12-00	12" Pop-up w/o Nozzle & Arc Disc	10
	340 SERIES STREAM ROTOR® SPRINKLERS		
	340-00-00	Lawn Pop-up w/Plastic Arc Disc Tree	20
	340-10-00	Shrub w/Plastic Arc Disc Tree	20
	340-12-00	12" Pop-up w/Plastic Arc Disc Tree	10
	STREAM ROTOR REPLACEMENT PLASTIC ARC TREE		
	340-09	340 Series Arc Tree	10
	OMNI NOZZLES		
	300-15	Omni Nozzle, Adjustable Radius	25
	300-25	Omni Nozzle, High-pop, Adjustable Radius	25
	STREAM ROTOR REPLACEMENT STAINLESS STEEL ARC PLATES-BULK BAG		
	304-00	90° Arc Disc	25
	305-00	112° Arc Disc	10
	306-00	135° Arc Disc	10
	307-00	157° Arc Disc	10
	308-00	180° Arc Disc	25
	309-00	202° Arc Disc	10
	310-00	225° Arc Disc	10
	312-00	270° Arc Disc	10
	316-00	360° Arc Disc	25
	NOZZLE ASSEMBLIES-BULK BAG		
	300-11	#01 Nozzle Assembly - Blank I.D. Plug	50
	300-12	#02 Nozzle Assembly - Blank I.D. Plug	50
	300-13	#03 Nozzle Assembly - Blank I.D. Plug	50
	300-63-1	#63 Low GPM Nozzle Assembly - Blank I.D. Plug	50
	300-93-1	#93 Low GPM Nozzle Assembly - Blank I.D. Plug	50
	300-21	#01 Nozzle Assembly - High Pop - Blank I.D. Plug	50
	300-22	#02 Nozzle Assembly - High Pop - Blank I.D. Plug	50
	300-23	#03 Nozzle Assembly - High Pop - Blank I.D. Plug	50
	MINI 8 SERIES SPRINKLERS		
	MINI8-4P	Mini 8-1/2" Rotor, 4" Lawn Pop-up	25
	102-2024	Adjustment Tool	25
	MINI8-CV	Mini 8 Check Valve	25
	T5 SERIES SPRINKLERS		
	T5P	5" Lawn Pop-up	20
	T5PCK	5" Lawn Pop-up w/ Check Valve	10
	T5S	T5 Shrub	20
	T5HP	5" High Pop	10
	SUPER 800 SERIES SPRINKLERS		
	S800	5" Lawn Pop-up w/o Check Valve	20
	S800CK	5" Lawn Pop-up w/Check Valve	20
	S800S	Super 800 Shrub	20
	S800HP	12" High Pop	10
	TR50 SERIES SPRINKLERS - To Be Discontinued from Toro		
	TR50P	5" Lawn Pop-up	20
	TR50PSS	5" Lawn Pop-up w SS Riser	20
	TR50S	Shrub Rotor	20
	TR50HP	12" High-Pop	10
	TR50XT SERIES SPRINKLERS		
	TR50XTP	5" Lawn Pop-up w/ X-Flow & Trjectory	20
	TR50XTPSS	5" Lawn Pop-up w/ X-Flow & Trjectory, SS Riser	20
	TR50XTS	Shrub Rotor w/ X-Flow & Trjectory	20
	TR50XTHP	12" High-Pop w/ X-Flow & Trjectory	10
	TMPR SERIES NOZZLE SETS		
	TMPR25	TR50 (1/4, 1/3, 1/2, Full) 25' Radius	20
	TMPR30	TR50 (1/4, 1/3, 1/2, Full) 30' Radius	20
	TMPR35	TR50 (1/4, 1/3, 1/2, Full) 35' Radius	20

Part #	Description	Carton Qty																											
IMPOP SERIES IMPACT SPRINKLERS																													
IMPOP	Impact Pop-up Rotor w/Nozzle	20																											
2001® SERIES SPRINKLERS																													
2001	Adjustable Arc, 30° - 360°	10																											
2001F	Full Circle	10																											
S2001	Adjustable Arc, 30° - 360° Stainless Steel	10																											
S2001F	Full Circle, Stainless Steel	10																											
TR70XT SPORTSFIELD SERIES SPRINKLERS																													
TR70XTP-02	Sportsfield 5" Pop-up	10																											
TR70XTPSS-02	Sportsfield 5" Pop-up w/Stainless Steel Riser	10																											
TR70 SPORTSFIELD SERIES SPRINKLERS																													
TR70P-02	Sportsfield 5" Pop-up	10																											
TR70PSS-02	Sportsfield 5" Pop-up w/Stainless Steel Riser	10																											
TR90 SPORTSFIELD SERIES SPRINKLERS																													
TRTS90TP-02-14	1" Rotor w/ 1-4 Nozzles, NPT	10																											
TRTS90TP-02-58	1" Rotor w/ 5-8 Nozzles, NPT	10																											
640 SERIES STANDARD ARC SPRINKLERS																													
<i>Note: For a complete sprinkler, order drive assembly, body package and nozzle and stator set.</i>																													
64X-02-XX	640 Series, Check-O-Matic	10																											
64X-01-XX	640 Series, Normally Open Hydraulic Valve-In-Head	10																											
<table border="1" style="width: 100%; border-collapse: collapse;"> <tr> <td style="text-align: center; padding: 5px;"> 640-0XXX To specify a 640 Series Drive Assembly, append the model number with one of the following arcs: <table style="margin: auto;"> <tr> <td>045°</td> <td>127°</td> <td>192°</td> </tr> <tr> <td>060°</td> <td>148°</td> <td>238°</td> </tr> <tr> <td>090°</td> <td>173°</td> <td>270°</td> </tr> <tr> <td>108°</td> <td>180°</td> <td>360°</td> </tr> </table> For Example: <div style="border: 1px solid black; padding: 2px; display: inline-block;">640-0108</div> </td> <td style="text-align: center; padding: 5px;"> 640-XX To specify a 640 Series Nozzle and Stator, append the model number with one of the following nozzle sets: <table style="margin: auto;"> <tr> <td>40</td> <td>41</td> <td>42</td> </tr> <tr> <td>43</td> <td>44</td> <td></td> </tr> </table> For Example: <div style="border: 1px solid black; padding: 2px; display: inline-block;">640-41</div> </td> <td style="text-align: center; padding: 5px;"> 640-XXX To specify a 640 Series Nozzle and Stator with recycled marker, append the model number with one of the following nozzle sets: <table style="margin: auto;"> <tr> <td>40E</td> <td>41E</td> <td>42E</td> </tr> <tr> <td>43E</td> <td>44E</td> <td></td> </tr> </table> For Example: <div style="border: 1px solid black; padding: 2px; display: inline-block;">640-41E</div> </td> </tr> </table>			640-0XXX To specify a 640 Series Drive Assembly, append the model number with one of the following arcs: <table style="margin: auto;"> <tr> <td>045°</td> <td>127°</td> <td>192°</td> </tr> <tr> <td>060°</td> <td>148°</td> <td>238°</td> </tr> <tr> <td>090°</td> <td>173°</td> <td>270°</td> </tr> <tr> <td>108°</td> <td>180°</td> <td>360°</td> </tr> </table> For Example: <div style="border: 1px solid black; padding: 2px; display: inline-block;">640-0108</div>	045°	127°	192°	060°	148°	238°	090°	173°	270°	108°	180°	360°	640-XX To specify a 640 Series Nozzle and Stator, append the model number with one of the following nozzle sets: <table style="margin: auto;"> <tr> <td>40</td> <td>41</td> <td>42</td> </tr> <tr> <td>43</td> <td>44</td> <td></td> </tr> </table> For Example: <div style="border: 1px solid black; padding: 2px; display: inline-block;">640-41</div>	40	41	42	43	44		640-XXX To specify a 640 Series Nozzle and Stator with recycled marker, append the model number with one of the following nozzle sets: <table style="margin: auto;"> <tr> <td>40E</td> <td>41E</td> <td>42E</td> </tr> <tr> <td>43E</td> <td>44E</td> <td></td> </tr> </table> For Example: <div style="border: 1px solid black; padding: 2px; display: inline-block;">640-41E</div>	40E	41E	42E	43E	44E	
640-0XXX To specify a 640 Series Drive Assembly, append the model number with one of the following arcs: <table style="margin: auto;"> <tr> <td>045°</td> <td>127°</td> <td>192°</td> </tr> <tr> <td>060°</td> <td>148°</td> <td>238°</td> </tr> <tr> <td>090°</td> <td>173°</td> <td>270°</td> </tr> <tr> <td>108°</td> <td>180°</td> <td>360°</td> </tr> </table> For Example: <div style="border: 1px solid black; padding: 2px; display: inline-block;">640-0108</div>	045°	127°	192°	060°	148°	238°	090°	173°	270°	108°	180°	360°	640-XX To specify a 640 Series Nozzle and Stator, append the model number with one of the following nozzle sets: <table style="margin: auto;"> <tr> <td>40</td> <td>41</td> <td>42</td> </tr> <tr> <td>43</td> <td>44</td> <td></td> </tr> </table> For Example: <div style="border: 1px solid black; padding: 2px; display: inline-block;">640-41</div>	40	41	42	43	44		640-XXX To specify a 640 Series Nozzle and Stator with recycled marker, append the model number with one of the following nozzle sets: <table style="margin: auto;"> <tr> <td>40E</td> <td>41E</td> <td>42E</td> </tr> <tr> <td>43E</td> <td>44E</td> <td></td> </tr> </table> For Example: <div style="border: 1px solid black; padding: 2px; display: inline-block;">640-41E</div>	40E	41E	42E	43E	44E				
045°	127°	192°																											
060°	148°	238°																											
090°	173°	270°																											
108°	180°	360°																											
40	41	42																											
43	44																												
40E	41E	42E																											
43E	44E																												
640 SERIES COMPONENTS																													
<i>For a complete sprinkler, order drive assembly, body package and nozzle and stator set.</i>																													
640-0XXX	Drive Assembly for Following Arcs: 045°, 060°, 090°, 108°, 127°, 148°, 173°, 180°, 192°, 238°, 270°, 360°	10																											
640-10	Body Package, Valve-In-Head	10																											
640-20	Body Package, Check-O-Matic	10																											
640-XX	Nozzle/Stator # 40, 41, 42, 43, 44	10																											
INSTALLATION TOOLS																													
995-100	Valve-In-Head Snap Ring Pliers	1																											
995-08	Valve Removal Tool	1																											
995-35	Valve Insertion Tool	1																											
995-37	Seal Installation Tool	1																											
995-42	Canister Removal Tool	1																											
TRTG101-NPT	Large Volume Gun-Style Sprinkler w/ 2" NPT	1																											

	Part #	Description	Carton Qty
--	--------	-------------	------------

VALVES



EZ-FLO® PLUS SERIES VALVES

EZF-00-04	1" Electric, Slip w/o Flow Control	20
EZF-20-04	1" Electric, Slip w/Flow Control	20
EZF-06-04	1" Electric, Female NPT w/o Flow Control	20
EZF-26-04	1" Electric, Female NPT w/Flow Control	20
EZF-08-04	1" Electric, NPT, Angle w/o Flow Control	20
EZF-28-04	1" Electric, NPT, Angle w/Flow Control	20
EZF-21-04	1" Electric, Male x Male NPT w/Flow Control	10
EZF-05-04	1" Electric, Male x Barb NPT w/o Flow Control	10
EZF-25-04	1" Electric, Male x Barb NPT w/Flow Control	10

EZ-FLO® PLUS SERIES w/DC LATCHING SOLENOID

EZF-20-94	1" Electric, Slip w/FC & DC Latching Solenoid	20
EZF-21-94	1" Electric, Male x Male NPT w/FC & DC Latching Solenoid	10
EZF-25-94	1" Electric, Male x Barb NPT w/FC & DC Latching Solenoid	10
EZF-26-94	1" Electric, Female NPT w/FC & DC Latching Solenoid	20



EZ-FLO PLUS ELECTRIC ANTI-SIPHON

EZF-29-03	3/4" Electric, NPT, AVB w/Flow Control	20
EZF-29-04	1" Electric, NPT, AVB w/Flow Control	20

TPV SERIES VALVES



TPV100	1" Female NPT w/o Flow Control	20
TPVF100	1" Female NPT with Flow Control	20
TPV100MM	1" Male x Male NPT w/o Flow Control	20
TPVF100MM	1" Male x Male NPT with Flow Control	20
TPV100S	1" Slip w/o Flow Control	20
TPVF100S	1" Slip with Flow Control	20
TPV100MB	1" Male x Barb NPT w/o Flow Control	20
TPVF100MB	1" Male x Barb NPT with Flow Control	20

TPV SERIES w/DC LATCHING SOLENOID

TPVF100DC	1" Female NPT w/o Flow Control w/DC Latching Solenoid	20
TPVF100MDC	1" Female NPT with Flow Control w/DC Latching Solenoid	20
TPVF100SDC	1" Slip with Flow Control w/DC Latching Solenoid	20
TPVF100BDC	1" Male x Barb NPT w/ Flow Control w/DC Latching Solenoid	20



250/260 SERIES PLASTIC VALVES

250-06-04	1" Female NPT, Electric, Globe, w/Flow Control	20
260-06-04	1" Female NPT, Electric, Globe, w/o Flow Control	20
250-00-04	1" Female NPT, Pin-type Hydraulic, Globe, w/Flow Control	20
250-01-04	1" Female NPT, N.O. Hydraulic, Globe, w/Flow Control	20





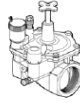
254/264 SERIES PLASTIC VALVES




264-06-03	3/4" Elec. Globe, Male Thread x Male Thread w/o Flow Control	20
254-06-04	1" Elec. Globe, Male Thread x Male Thread w/Flow Control	20
264-06-04	1" Elec. Globe, Male Thread x Male Thread w/o Flow Control	20
254-16-04	1" Elec. Globe, Male Thread x Insert w/Flow Control	20
264-16-04	1" Elec. Globe, Male Thread x Insert w/o Flow Control	20



















252 SERIES PLASTIC VALVES






252-06-04	1" Female NPT, Electric Globe/Angle w/Flow Control	20
252-26-06	1-1/2" Female NPT, Electric Globe/Angle w/Flow Control	10
252-26-08	2" Female NPT, Electric Globe/Angle w/Flow Control	4
252-25-06	1-1/2" Female NPT, In-Line/Angle, Debris Resistant w/F.C.	10
252-20-06	1-1/2" Female NPT, Pin-type Hydraulic, Globe/Angle w/F.C.	10
252-21-06	1-1/2" Female NPT, N.O. Hydraulic, Globe/Angle, w/F.C.	10
252-21-08	2" Female NPT, N.O. Hydraulic, Globe/Angle w/F.C.	4

		Carton Qty
	P-220 SERIES ELECTRIC VALVES	
	P220-26-04	24
	P220-26-06	12
	P220-26-08	4
	P220-26-00	4
	P-220 SERIES PLASTIC VALVES WITH EZREG (FACTORY INSTALLED)	
	P220-27-04	24
	P220-27-06	12
	P220-27-08	4
	P220-27-00	4
	P-220 SERIES ELECTRIC VALVES W/DC LATCHING SOLENOID	
	P220-26-94	24
	P220-26-96	12
	P220-26-98	4
	P220-26-90	4
	P-220 SCRUBBER VALVES W/ ACT SYSTEM	
	P220S-26-08	4
	P220S-26-00	4
	P220S-27-08	4
	P220S-27-00	4
	P220S-26-98	4
	OPTIONS FOR P-220 SERIES	
	EZR-30	5
	EZR-100	5
	R811-24VACG	10
	89-9580	1
	DCLS-P	1
	220 SERIES ELECTRIC BRASS VALVES	
	220-26-04	5
	220-26-05	4
	220-26-06	4
	220-26-08	2
	220-26-09	1
	220-26-00	1
	220 SERIES BRASS VALVES W/ EZREG (FACTORY INSTALLED)	
	220-27-04	5
	220-27-05	4
	220-27-06	4
	220-27-08	2
	220-27-09	1
	220-27-00	1
	220 SERIES BRASS ELECTRIC VALVES LESS SOLENOID	
	220-26-64	5
	220-26-66	4
	220-26-68	2
	VALVE ACCESSORIES	
	850-02	1
	850-70	80
	850-71	80
	284-60-00	10
	286-61-01	10
	286-66-01	5
	TRLWS	1
	TRSGS	1
	SPECIALTY FITTINGS	
	850-21	100
	850-22	100
	900-22	25
	900-23	25
	900-32	25

	Part #	Description	Carton Qty
QUICK COUPLING VALVES / QUICK COUPLING KEYS / HOSE SWIVELS/ REPAIR KITS			
QUICK COUPLING VALVES			
	TR075-SLSC	3/4" One-Piece Quick Coupler w/Metal Cover (Old # TR473-00)	1
	TR474-00	1" Standard Cover	1
	TR474-01	1" Vinyl Yellow Cover	1
	TR100-2SLVC	1" Vinyl Cover (Old # TR474-21)	1
	TR100-SLVLC	1" Vinyl Yellow Cover w/Lock (# TR474-03)	1
	TR475-00	1" I.P.T x 1-1/4" Standard Cover	1
	TR475-01	1" I.P.T x 1-1/4" Vinyl Yellow Cover	1
	TR476-00	1-1/2" Standard Cover	1
	TR476-01	1-1/2" Vinyl Yellow Cover	1
	RECYCLED WATER QUICK COUPLING VALVES		
	TR474-04	1 Piece, 1" Quick Coupler w/Effluent Locking Cover	1
	TR100-2SLLVC	2 Piece, 1" Quick Coupler w/Effluent Locking Cover (# TR474-24)	1
	TR100-ATLVC	1 Piece, Single Lug w/1" Acme Thrd. Quick Coupler (# TR474-44)	1
	TR476-04	1 Piece, 1-1/2" Quick Coupler w/Effluent Locking Cover	1
COUPLING KEYS			
	TR075-SLK	3/4" Top Pipe Thread, 1/2" Female, 3/4" Male (Old # TR463-01)	1
	TR100-SLK	1" Top Thread, 3/4" Female x 1" Male (Old # TR464-01)	1
	TR100-AK	1" Top Pipe Threaded, ACME Female, 1" Male (Old # TR464-03)	1
	TR462-02	1" Top Pipe Thread, 1" Female	1
	TR465-01	1-1/4" Top Pipe Thread, 3/4" Female, 1" Male	1
	TR465-02	1-1/4" Top Pipe Thread, 1" Female, 1-1/4" Male	1
	TR466-01	1-1/2" Top Pipe Thread, 1-1/4" Female, 1-1/2" Male	1
	TRLK	Key for Locking Cover	1
QUICK COUPLING REPAIR KITS			
BOBY REPAIR KITS			
	WRQCV075BKIT	3/4" QCV Body Repair Kit	1
	WROB44BKIT	1" QCV Body Repair Kit for Two Piece Single Slot	1
	WRQCV100BKIT	1" QCV Body Repair Kit	1
	WRQCV101BKIT	1" QCV Body Repair Kit for V101	1
	WRQCV-151BKIT	1-1/2" QCV Body Repair Kit	1
LID REPAIR KITS			
	WRQCV101LYKIT	1" QCV Lid Repair Kit Yellow	1
	WRQCV151LYKIT	1-1/2" QCV Lid Repair Kit Yellow	1
HOSE SWIVELS & HOSE ADAPTERS			
	TR075-75-MHS	3/4" NPT x 3/4" MHT Hose Swivel	1
	TR075-MHS	1" NPT x 3/4", MHT Hose Swivel	1
	TR100-MHS	1" NPT x 1", MHT Hose Swivel	1
	WRHS125	1-1/4" NPT x 1" MHT Hose Swivel	1
	WR4HS-151	1-1/2" NPT x 1" MHT Hose Swivel	1
	TR999-30	1" NPT for Hose Adapter for 1" Golf Sprinkler	1
	TR999-50	1" NPT for Hose Adapter for 1-1/2" Golf Sprinkler	1

		Part #	Description	Carton Qty
CONTROLLERS				
DDCWP SERIES CONTROLLERS				
	DDCWP-2-9V	2 Station 9VDC, Waterproof (IP68 Approved) Controller		10
	DDCWP-4-9V	4 Station 9VDC, Waterproof (IP68 Approved) Controller		10
	DDCWP-6-9V	6 Station 9VDC, Waterproof (IP68 Approved) Controller		10
	DDCWP-8-9V	8 Station 9VDC, Waterproof (IP68 Approved) Controller		10
ACCESSORIES				
	DCLS-P	Potted DC Latching Solenoid Assembly		10
TMC-212 SERIES CONTROLLERS 4 STATIONS, EXPANDABLE TO 12 STATIONS				
	TMC-212-ID	4 Station Modular Controller - Indoor		10
	TMC-212-OD	4 Station Modular Controller - Outdoor		10
EXPANSION MODULE				
	TSM-02	2 Station Expansion Module		10
TMC-424E SERIES CONTROLLERS EXPANDABLE, 4 TO 24 STATIONS				
	TMC-424E-ID	Modular Controller - Indoor		6
	TMC-424E-OD	Modular Controller - Outdoor		6
EXPANSION MODULES				
	TSM-4	4 Station Output Module, Standard		25
	TSM-4H	4 Station Output Module, High Surge		25
	TSM-4F	4 Station Output Module, Flow Sensing		25
	TSM-8	8 Station Output Module, Standard		25
	TSM-8H	8 Station Output Module, High Surge		25
	TSM-8F	8 Station Output Module, Flow Sensing		25
CUSTOM COMMAND™ SERIES CONTROLLERS				
WALL MOUNT - METAL CABINET				
	CC-M12	12 Station Controller, Metal Cabinet, Wall Mount		1
	CC-M15	15 Station Controller, Metal Cabinet, Wall Mount		1
	CC-M18	18 Station Controller, Metal Cabinet, Wall Mount		1
	CC-M24	24 Station Controller, Metal Cabinet, Wall Mount		1
	CC-M36	36 Station Controller, Metal Cabinet, Wall Mount		1
	CC-M48	48 Station Controller, Metal Cabinet, Wall Mount		1
WALL MOUNT - PLASTIC CABINET				
	CC-P9	9 Station Controller, Plastic Cabinet, Wall Mount		1
	CC-P12	12 Station Controller, Plastic Cabinet, Wall Mount		1
	CC-P15	15 Station Controller, Plastic Cabinet, Wall Mount		1
	CC-P18	18 Station Controller, Plastic Cabinet, Wall Mount		1
	CC-P24	24 Station Controller, Plastic Cabinet, Wall Mount		1
PEDESTALS				
	CC-PED	Metal Pedestal for Custom Command 12-24 Stations Controller		1
	TIS-PED	Metal Pedestal for 36 & 48 Custom Command and Intelli-Sense Controllers		1
INTELLI-SENSE SERIES CONTROLLER				
	TIS-06-ID	6 Station Controller, Indoor Model		10
	TIS-06-OD	6 Station Controller, Outdoor Model		10
	TIS-09-ID	9 Station Controller, Indoor Model		10
	TIS-09-OD	9 Station Controller, Outdoor Model		10
	TIS-12-ID	12 Station Controller, Indoor Model		10
	TIS-12-OD	12 Station Controller, Outdoor Model		10
	TIS-24-OD	24 Station Controller, Outdoor Model		1
	TIS-36-OD	36 Station Controller, Outdoor Mount, Metal Cabinet		1
	TIS-48-OD	48 Station Controller, Outdoor Mount, Metal Cabinet		1
	MODULE KITS			
	TIS-06-MOD	6 Station Upgrade Kit		1
	TIS-09-MOD	9 Station Upgrade Kit		1
	TIS-12-MOD	12 Station Upgrade Kit		1
ACCESSORIES				
	TIS-ANT	IntelliSense Antenna External Kit		10
	TIS-ANT02	IntelliSense Antenna Pancake External Kit		10
	TIS-PED	Metal Ped. for 36 & 48 Custom Command & Intelli-Sense Controllers		1

	Part #	Description	Carton Qty
	TDC DECODER SERIES CONTROLLERS		
	CDEC-SA-100	100 Station, Two-wire Gateway Controller	1
	CDEC-SA-200	200 Station, Two-wire Gateway Controller	1
	TWO-WIRE STATION DECODERS		
	CDEC-ISP-1	1 Station, Two-wire Decoder (Operates 2 Solenoids)	1
	CDEC-ISP-2	2 Station, Two-wire Decoder (Operates 4 Solenoids)	1
	DEC-SG-LINE	Line Surge Protection	1
	CONTROLLER ACCESSORIES		
	EZ- REMOTE		
	EZR-KIT	EZ-Remote Kit* Includes receiver, transmitter and 40" harness kit.	1
	TMR-1 MAINTENANCE REMOTE		
	TMR-1-KIT	TMR1-Kit w/Transmitter, Receiver, Charger, Circular Connector & Carrying Case	1
	TMR-1-TX	Hand-held Transmitter, TMR-1	1
	TMR-1-RX	Remote Receiver, TMR-1	1
	TMR-1-CC	Circular Connector Assembly, TMR-1	1
	RAIN SENSOR SERIES		
	TRS	Wired Rain Sensor	20
	TWRS	Wireless Rain Sensor	20
	TWRFS	Wireless Rain/ Freeze Sensor	20
	ACCESSORIES		
	SUPER FUNNY PIPE® & FITTINGS		
	850-25	100' Coil, 3/8" Polyethylene Pipe, 120 PSI Working Pressure	5
	850-20	Coupling	50
	850-31	1/2" Male Elbow	50
	850-32	3/4" Male Elbow	50
	850-34	1/2" Female Elbow	50
	850-35	1/2" Male Adapter	50
	850-36	3/4" Male x 3/8" Insert	50
	850-37	3/8" Insert Tee	50
		RISERS	
850-43		1/2" x 3" w/1/2" Cut Offs, Riser	50
850-49		1/2" x 6" w/1/2" Cut Offs, Riser	25
850-62		3/4" x 2" Riser	50
850-63		1/2" x 3/4" x 2" Riser	50
850-22		1/4" x 1/4" x 1/4" Plastic Tee	100
	CONTROL TUBING & ACCESSORIES		
	900-14	1/4" x 1/8" Hard Reel, White on Black 2000' Coil	50
	900-21	1/4" x 1/4" Adapter, Compression to Poly	50
	900-24	1/8" x 1/4" Adapter, Male Thread (I.P.S.) to Poly	25
	900-30	1/4" x 1/4" Poly Tubing Coupler	50
	900-40	1/4" Poly Tubing Retainer	50
	900-50	1/4" x 1/4" x 1/4" Poly Tubing Tee	50
	900-70	1/4" Poly Tubing Plug	50
	FLOW & PRESSURE GAUGES		
	995-01	Flow Gauge	1
	995-49	Pressure Gauge 0-200 lbs.	1
	995-50	Pilot Tube	1
	995-51	Pressure Gauge Kit (Includes 995-49 & 995-50)	1

	Part #	Description	Carton Qty
SENTINEL® CENTRAL CONTROL SYSTEM			
SENTINEL CENTRAL PACKAGES			
	SGIS-1-T	Central Control Software, 2 YR NSN Phone Supp. (software only)	1
	SGIS-0-1	Central Control Software, Peripheral Communications Hardware, 2 Year NSN Phone Support	1
	SGIS-1-0	Central Control Software, Central Computer Package, Peripheral Communications Hardware, 2 Year NSN Phone Support	1
NEW NSN SUPPORT ADD-ON PACKAGES (RENEWALS SOLD SEPERATELY THROUGH NSN)			
	SSE-T-1	1-Year NSN Support Extension for SGIS-0-1 or SGIS-1-T	1
	SSE-T-3	3-Year NSN Support Extension for SGIS-0-1 or SGIS-1-T	1
	SSE-C-1	1YR NSN Support Extension for SGIS-1-0 (includes computer warranty)	1
	SSE-C-3	3-Year NSN Support Extension for SGIS-1-0 (includes computer warranty)	1
SENTINEL® ACCESSORIES			
SENTINEL HAND HELD RADIO			
	SHHR	Sentinel Hand Held Radio	1
TORO FLOW SENSORS			
	TFS-050	Flow Sensor, 1/2", Plastic Tee	1
	TFS-075	Flow Sensor, 3/4", Plastic Tee	1
	TFS-100	Flow Sensor, 1", Plastic Tee	1
	TFS-150	Flow Sensor, 1.5", Plastic Tee	1
	TFS-200	Flow Sensor, 2", Plastic Tee	1
	TFS-300	Flow Sensor, 3", Plastic Tee	1
	TFS-400	Flow Sensor, 4", Plastic Tee	1
RAIN SENSOR SERIES			
	TRS	Wired Rain Sensor	1
	TWRS	Wireless Rain Sensor	1
	TWRFS	Wireless Rain/ Freeze Sensor	1
COMMUNICATION ACCESSORIES			
	102-2384	Central Phone Modem w/Power Supply	1
	102-2385	Cable Assembly for Phone Modem	1
	102-2378	Antenna Cable (LRM 400), 50'	1
	102-4912	Pancake Antenna w/Cable Assembly	1
	102-2379	Base Antenna w/Grounding and Wall-mount Kit	1
SENTINEL® PARTS AND SERVICE KITS			
	102-2376	Sentinel Central Interface Module	1
	102-4913	12 Station Satellite Control Module	1
	102-2373	24 Station Satellite Control Module	1
	102-4914	36 Station Satellite Control Module	1
	102-2372	48 Station Satellite Control Module	1
	102-2368	12 Station, Full Surge, 24-Volt Output Board	1
	102-4926	Output Cable Assembly, 6"	1
	102-4927	Output Cable Assembly, 14"	1
	102-4928	Output Cable Assembly, 18"	1
	102-4924	Output Cable Assembly, 24"	1
	102-4925	Output Cable Assembly, 30"	1
	102-4956	Map-to-Module, 12 Stations	1
	102-4957	Map-to-Module, 24 Stations	1
	102-4958	Map-to-Module, 36 Stations	1
	102-4959	Map-to-Module, 48 Stations	1
	102-2375	CPU Serial Cable Assembly for NSN Computers	1
	102-2369	Satellite Power Transformer (115/24V ac, 50 VA)	1
	102-4955	Cable Assembly for Data Retrieval and Terminal Block	1
	102-3406	Fuse, 2-amp, Slo-Blow, 10-pack (Satellite Control & Map-To Modules)	1

Part #	Description	Carton Qty
--------	-------------	------------

SENTINEL® WALL-MOUNT SATELLITES



Metal Wall-Mount Satellites - Level 3 Surge

SSAK12WS36NS3	12 Station Metal Wall-Mount, Level 3 Surge	1
SSAK24WS36NS3	24 Station Metal Wall-Mount, Level 3 Surge	1
SSAK36WS36NS3	36 Station Metal Wall-Mount, Level 3 Surge	1
SSAK48WS36NS3	48 Station Metal Wall-Mount, Level 3 Surge	1

Metal Wall-Mount Satellites - Level 1 Surge

SSAK12WS36NS1	12 Station Metal Wall-Mount, Level 1 Surge	1
SSAK24WS36NS1	24 Station Metal Wall-Mount, Level 1 Surge	1
SSAK36WS36NS1	36 Station Metal Wall-Mount, Level 1 Surge	1
SSAK48WS36NS1	48 Station Metal Wall-Mount, Level 1 Surge	1



Stainless Steel Wall-Mount Satellites - Level 4 Surge

SSAK12WS26NS4	12 Station Stainless Steel Wall-Mount, Level 4 Surge	1
SSAK24WS26NS4	24 Station Stainless Steel Wall-Mount, Level 4 Surge	1
SSAK36WS26NS4	36 Station Stainless Steel Wall-Mount, Level 4 Surge	1
SSAK48WS26NS4	48 Station Stainless Steel Wall-Mount, Level 4 Surge	1

Stainless Steel Wall-Mount Satellites - Level 1 Surge

SSAK12WS26NS1	12 Station Stainless Steel Wall-Mount, Level 1 Surge	1
SSAK24WS26NS1	24 Station Stainless Steel Wall-Mount, Level 1 Surge	1
SSAK36WS26NS1	36 Station Stainless Steel Wall-Mount, Level 1 Surge	1
SSAK48WS26NS1	48 Station Stainless Steel Wall-Mount, Level 1 Surge	1

SENTINEL® PEDESTAL-MOUNT SATELLITES



Plastic Top-Entry Pedestal-Mount Satellites - Level 4 Surge

SSAK12PP16NS4	12 Station Plastic Pedestal-Mount, Level 4 Surge	1
SSAK24PP16NS4	24 Station Plastic Pedestal-Mount, Level 4 Surge	1
SSAK36PP16NS4	36 Station Plastic Pedestal-Mount, Level 4 Surge	1
SSAK48PP16NS4	48 Station Plastic Pedestal-Mount, Level 4 Surge	1

Plastic Top-Entry Pedestal-Mount Satellites - Level 1 Surge

SSAK12PP16NS1	12 Station Plastic Pedestal-Mount, Level 1 Surge	1
SSAK24PP16NS1	24 Station Plastic Pedestal-Mount, Level 1 Surge	1
SSAK36PP16NS1	36 Station Plastic Pedestal-Mount, Level 1 Surge	1
SSAK48PP16NS1	48 Station Plastic Pedestal-Mount, Level 1 Surge	1







Stainless Steel Top-Entry Pedestal-Mount Satellites - Level 4 Surge

SSAK12PS16NS4	12 Station Stainless Steel Pedestal-Mount, Level 4 Surge	1
SSAK24PS16NS4	24 Station Stainless Steel Pedestal-Mount, Level 4 Surge	1
SSAK36PS16NS4	36 Station Stainless Steel Pedestal-Mount, Level 4 Surge	1
SSAK48PS16NS4	48 Station Stainless Steel Pedestal-Mount, Level 4 Surge	1

Stainless Steel Top-Entry Pedestal-Mount Satellites - Level 1 Surge

SSAK12PS16NS1	12 Station Stainless Steel Pedestal-Mount, Level 1 Surge	1
SSAK24PS16NS1	24 Station Stainless Steel Pedestal-Mount, Level 1 Surge	1
SSAK36PS16NS1	36 Station Stainless Steel Pedestal-Mount, Level 1 Surge	1
SSAK48PS16NS1	48 Station Stainless Steel Pedestal-Mount, Level 1 Surge	1

Part #	Description	Carton Qty
SENTINEL® MAP-TO-ASSEMBLY WALL-MOUNT SATELLITES		
Map-to-Assembly, Metal Wall-Mount Satellites - Level 3 Surge		
	SSAMN12WS36NS3 12 Station Map-to-Asmb. Metal Wall-Mount, Level 3 Surge	1
	SSAMN24WS36NS3 24 Station Map-to-Asmb. Metal Wall-Mount, Level 3 Surge	1
	SSAMN36WS36NS3 36 Station Map-to-Asmb. Metal Wall-Mount, Level 3 Surge	1
	SSAMN48WS36NS3 48 Station Map-to-Asmb. Metal Wall-Mount, Level 3 Surge	1
Map-to-Assembly, Metal Wall-Mount Satellites - Level 1 Surge		
	SSAMN12WS36NS1 12 Station Map-to-Assembly Metal Wall-Mount, Level 1 Surge	1
	SSAMN24WS36NS1 24 Station Map-to-Assembly Metal Wall-Mount, Level 1 Surge	1
	SSAMN36WS36NS1 36 Station Map-to-Assembly Metal Wall-Mount, Level 1 Surge	1
	SSAMN48WS36NS1 48 Station Map-to-Assembly Metal Wall-Mount, Level 1 Surge	1
Map-to-Assembly, Stainless Steel Wall-Mount Satellites - Level 4 Surge		
	SSAMN12WS26NS4 12 Station Map-to SS Wall-Mount, Level 4 Surge	1
	SSAMN24WS26NS4 24 Station Map-to SS Wall-Mount, Level 4 Surge	1
	SSAMN36WS26NS4 36 Station Map-to SS Wall-Mount, Level 4 Surge	1
	SSAMN48WS26NS4 48 Station Map-to SS Wall-Mount, Level 4 Surge	1
Map-to-Assembly, Stainless Steel Wall-Mount Satellites - Level 1 Surge		
	SSAMN12WS26NS1 12 Station Map-to SS Wall-Mount, Level 1 Surge	1
	SSAMN24WS26NS1 24 Station Map-to SS Wall-Mount, Level 1 Surge	1
	SSAMN36WS26NS1 36 Station Map-to SS Wall-Mount, Level 1 Surge	1
	SSAMN48WS26NS1 48 Station Map-to SS Wall-Mount, Level 1 Surge	1
SENTINEL® MAP-TO-ASSEMBLY PEDESTAL-MOUNT SATELLITES		
Map-to-Assembly, Top-Entry Plastic Pedestal-Mount Satellites - Level 4 Surge		
	SSAMN12PP16NS4 12 Sta Map-to-Assembly Pl. Ped-Mount, Level 4 Surge	1
	SSAMN24PP16NS4 24 Sta Map-to-Assembly Pl. Ped-Mount, Level 4 Surge	1
	SSAMN36PP16NS4 36 Sta Map-to-Assembly Pl. Ped-Mount, Level 4 Surge	1
	SSAMN48PP16NS4 48 Sta Map-to-Assembly Pl. Ped-Mount, Level 4 Surge	1
Map-to-Assembly, Top-Entry Plastic Pedestal-Mount Satellites - Level 1 Surge		
	SSAMN12PP16NS1 12 Sta Map-to-Assembly Pl. Ped-Mount, Level 1 Surge	1
	SSAMN24PP16NS1 24 Sta Map-to-Assembly Pl. Ped-Mount, Level 1 Surge	1
	SSAMN36PP16NS1 36 Sta Map-to-Assembly Pl. Ped-Mount, Level 1 Surge	1
	SSAMN48PP16NS1 48 Sta Map-to-Assembly Pl. Ped-Mount, Level 1 Surge	1
Map-to-Assembly, Top-Entry Stainless Steel Pedestal-Mount Satellites - Level 4 Surge		
	SSAMN12PS16NS4 12 Sta Map-to Stainless Steel Pedestal-Mount, Level 4 Surge	1
	SSAMN24PS16NS4 24 Sta Map-to Stainless Steel Pedestal-Mount, Level 4 Surge	1
	SSAMN36PS16NS4 36 Sta Map-to Stainless Steel Pedestal-Mount, Level 4 Surge	1
	SSAMN48PS16NS4 48 Sta Map-to Stainless Steel Pedestal-Mount, Level 4 Surge	1
Map-to-Assembly, Top-Entry Stainless Steel Pedestal-Mount Satellites - Level 1 Surge		
	SSAMN12PS16NS1 12 Sta Map-to Stainless Steel Pedestal-Mount, Level 1 Surge	1
	SSAMN24PS16NS1 24 Sta Map-to Stainless Steel Pedestal-Mount, Level 1 Surge	1
	SSAMN36PS16NS1 36 Sta Map-to Stainless Steel Pedestal-Mount, Level 1 Surge	1
	SSAMN48PS16NS1 48 Sta Map-to Stainless Steel Pedestal-Mount, Level 1 Surge	1

Model Part # Description

SPRAY HEADS

1800 SERIES SPRAY HEADS



Pop-Up Spray Heads



1802	A44020	1802 Spray Head, 2" Pop-up	100
1803	A50610	1803 Spray Head, 3" Pop-up	75
1804	A44120	1804 Spray Head, 4" Pop-up	75
1806	A44205	1806 Spray Head, 6" Pop-up	50
1812	A44305	1812 Spray Head, 12" Pop-up	50

Pop-Up Spray Heads With Seal-A-Matic

1804SAM	A43905	1804 Spray Head, w/SAM, 4" Pop-up	75
1806SAM	A43912	1806 Spray Head, w/SAM, 6" Pop-up	50
1812SAM	A43930	1812 Spray Head, w/SAM, 12" Pop-up	50

Pop-Up Spray Heads With Pressure Regulator



1804PRS	A50205	1804 Spray Head, w/PRS, 4" Pop-up	75
1806PRS	A50305	1806 Spray Head, w/PRS, 6" Pop-up	50
1812PRS	A50405	1812 Spray Head, w/PRS, 12" Pop-up	50

Pop-Up Spray Heads With Factory Installed Nozzle

1804V12	A44155	1804 Spray Head, with Factory Installed 12 Van Nozzle	75
1804V15	A44150	1804 Spray Head, with Factory Installed 15 Van Nozzle	75

Pop-Up Spray Heads With Seal-A-Matic & Pressure Regulator

1804SAMPRS	A44915	1804 Spray Head, w/SAM & PRS, 4" Pop-up	75
1806SAMPRS	A43715	1806 Spray Head, w/SAM & PRS, 6" Pop-up	50
1812SAMPRS	A43815	1812 Spray Head, w/SAM & PRS, 12" Pop-up	50

ROTORY NOZZLES



R1318F	A84545	13' to 18' Radius, Full Circle	20
R1318TQ	A84544	13' to 18' Radius, Three Quarter Circle	20
R1318TT	A84542	13' to 18' Radius, Two Thirds Circle	20
R1318H	A84540	13' to 18' Radius, Half Circle	20
R1318T	A84537	13' to 18' Radius, Third Circle	20
R1318Q	A84535	13' to 18' Radius, Quarter Circle	20
R1724F	A84560	17' to 24' Radius, Full Circle	20
R1724TQ	A84559	17' to 24' Radius, Three Quarter Circle	20
R1724TT	A84557	17' to 24' Radius, Two Thirds Circle	20
R1724H	A84555	17' to 24' Radius, Half Circle	20
R1724T	A84552	17' to 24' Radius, Third Circle	20
R1724Q	A84550	17' to 24' Radius, Quarter Circle	20

UNI-SPRAY SERIES SPRAY HEAD



US400	P40000	UNI-Spray Spray Head, 4" Pop-up	50
US600	P60000	UNI-Spray Spray Head, 6" Pop-up	50
US410	P4101001	UNI-Spray Spray Head, Body w/ 10 VAN Nozzle, 4" Pop-up	50
US212	P2101201	UNI-Spray Spray Head, Body w/ 12 VAN Nozzle, 2" Pop-up	100
US412	P4101201	UNI-Spray Spray Head, Body w/ 12 VAN Nozzle, 4" Pop-up	50
US215	P2101501	UNI-Spray Spray Head, Body w/ 15 VAN Nozzle, 2" Pop-up	100
US415	P4101501	UNI-Spray Spray Head, Body w/ 15 VAN Nozzle, 4" Pop-up	50
US418	P41018	UNI-Spray Spray Head, Body w/ 18 VAN Nozzle, 4" Pop-up	50






SPECIALTY NOZZLES

5' Series Plastic Bubbler MPR Nozzle w/ Screen













5FB	A47027	5' Radius, Bubbler, Full Circle	25
5HB	A47028	5' Radius, Bubbler, Half Circle	25
5OB	A47029	5' Radius, Bubbler, Quarter Circle	25
5CSTB	A47030	5' Radius, Bubbler, Center Strip	25

8' Series Plastic Flat Angle Nozzle w/ Screen

8FFLT	A47076	8' Radius, Flat Spray, Full Circle	25
8HFLT	A47075	8' Radius, Flat Spray, Half Circle	25
8QFLT	A47077	8' Radius, Flat Spray, Quarter Circle	25

Model	Part #	Description	Carton Qty
1800 SERIES MPR NOZZLES			
Plastic 5' Series MRP Nozzle w/ Screen			
 5F	A47086	5' Radius, Full Circle	25
5H	A47083	5' Radius, Half Circle	25
5Q	A47084	5' Radius, Quarter Circle	25
Plastic 8' Series MRP Nozzle w/ Screen			
8F	A4701801	8' Radius, Full Circle	25
8H	A4701901	8' Radius, Half Circle	25
8T	A4703201	8' Radius, Third Circle	25
8Q	A4702001	8' Radius, Quarter Circle	25
Plastic 10' Series MRP Nozzle w/ Screen			
10F	A47015	10' Radius, Full Circle	25
10H	A47016	10' Radius, Half Circle	25
10T	A47031	10' Radius, Third Circle	25
10Q	A47017	10' Radius, Quarter Circle	25
Plastic 12' Series MRP Nozzle w/ Screen			
12F	A47009	12' Radius, Full Circle	25
12TQ	A47010	12' Radius, Three Quarter Circle	25
12H	A47012	12' Radius, Half Circle	25
12T	A47013	12' Radius, Third Circle	25
12Q	A47014	12' Radius, Quarter Circle	25
Plastic 15' Series MRP Nozzle w/ Screen			
 15F	A47000	15' Radius, Full Circle	25
15TQ	A47001	15' Radius, Three Quarter Circle	25
15H	A47070	15' Radius, Half Circle	25
15T	A47004	15' Radius, Third Circle	25
15Q	A47005	15' Radius, Quarter Circle	25
15EST	A47006	15' Radius, End Strip	25
15CST	A47007	15' Radius, Center Strip	25
15SST	A47008	15' Radius, Side Strip	25
15LCS	A47033A	15' Radius, Left Corner Strip	25
15RCS	A47034A	15' Radius, Right Corner Strip	25
9SST	A47047	15' Radius, Side Strip 9' x 18'	25
VARIABLE ARC NOZZLES			
4VAN	P10004	4' Radius, Variable Arc Nozzle	25
6VAN	P10006	6' Radius, Variable Arc Nozzle	25
 8VAN	P10008	8' Radius, Variable Arc Nozzle	25
10VAN	P1001001	10' Radius, Variable Arc Nozzle	25
12VAN	P1001201	12' Radius, Variable Arc Nozzle	25
15VAN	P1001501	15' Radius, Variable Arc Nozzle	25
18VAN	P10018	18' Radius, Variable Arc Nozzle	25
U-SERIES MPR NOZZLES			
8' Series			
 U8F	U10320	8' Radius, U-Series, Full Circle	25
U8H	U10310	8' Radius, U-Series, Half Circle	25
U8T	U10325	8' Radius, U-Series, Third Circle	25
U8Q	U10315	8' Radius, U-Series, Quarter Circle	25
10' Series			
U10F	U10220	10' Radius, U-Series, Full Circle	25
U10H	U10210	10' Radius, U-Series, Half Circle	25
U10T	U10225	10' Radius, U-Series, Third Circle	25
U10Q	U10215	10' Radius, U-Series, Quarter Circle	25
12' Series			
 U12F	U10120	12' Radius, U-Series, Full Circle	25
U12TQ	U10135	12' Radius, U-Series, Three Quarter Circle	25
U12H	U10110	12' Radius, U-Series, Half Circle	25
U12T	U10125	12' Radius, U-Series, Third Circle	25
U12Q	U10115	12' Radius, U-Series, Quarter Circle	25
15' Series			
U15F	U10020	15' Radius, U-Series, Full Circle	25
U15TQ	U10035	15' Radius, U-Series, Three Quarter Circle	25
U15H	U10010	15' Radius, U-Series, Half Circle	25
U15T	U10025	15' Radius, U-Series, Third Circle	25
U15Q	U10015	15' Radius, U-Series, Quarter Circle	25

RAINBIRD

Model	Part #	Description	Carton Qty
BUBBLER HEADS			
	1300AF	1300 Bubbler with Screen A16001 1300 Full Circle Bubbler	25
	1401	1400 Pressure Compensating Bubbler with Screen A16110 0.25 GPM Pressure Compensating Bubbler	25
	1402	A16120 0.50 GPM Pressure Compensating Bubbler	25
	1404	A16130 1.0 GPM Pressure Compensating Bubbler	25
	1408	A16140 2.0 GPM Pressure Compensating Bubbler	25
ACCESSORIES FOR SHRUB SPRAY HEADS			
	PA80	A44400 Adapter (Nozzle Thread x Male 1/2" NPT)	25
	1800EXT	A44500 6" Stem Extension	50
	1800VPC	A46400 1800 Vandal Proof Cap	40
Pressure Compensating Screens for 1800 Series			
	PCS008	D01402 0.08 GPM Fine Mesh, Beige	25
	PCS010	D01403 0.10 GPM Fine Mesh, Purple	25
	PCS020	D01405 0.20 GPM Fine Mesh, Brown	25
	PCS025	D01406 0.25 GPM Fine Mesh, Pink	25
	PCS030	D01408 0.30 GPM Fine Mesh, Silver	25
	PCS040	D01410 0.40 GPM Fine Mesh, Orange	25
	PCS060	D01420 0.60 GPM Fine Mesh, Black	25
	PCS090	D01430 0.90 GPM Fine Mesh, White	25
	PCS125	D01440 1.25 GPM Fine Mesh, Green	25
	PCS175	D01450 1.75 GPM Fine Mesh, Yellow	25
	PCS260	D01460 2.60 GPM Fine Mesh, Blue	25
	PCS370	D01470 3.70 GPM Fine Mesh, Red	25
Pressure Compensating Shrub Adapters w/ Screen (Female 1/2" NPT x Nozzle Thread)			
	PA8SPRS	A46500 Plastic Shrub Adapter w/PRS	50
Shrub Adapters w/ Screen (Female 1/2" NPT x Nozzle Thread)			
	PA8S	A16501 Plastic Shrub Adapter	50
SWING PIPE AND FITTINGS			
	SPXFLEX100	A82060 Extra Flexible 100' Coil Swing Pipe - Easy to Grip	40
	SBE050	A46010 1/2" Male NPT x 1/2" Barb Elbow	25
	SBE050B	A46016 1/2" Male NPT x 1/2" Barb Elbow Bulk Pack	500
	SBE075	A46011 3/4" Male NPT x 1/2" Barb Elbow	25
	SBE075B	A46017 3/4" Male NPT x 1/2" Barb Elbow Bulk Pack	550
	SBA075	A46005 3/4" Male NPT x 1/2" Barb Adapter	25
	SBCPLG	A46006 1/2" Barb x Barb Coupling	25
	SBTEE	A46004 1/2" Barb/Barb/Barb Tee	25
	SBNPTTEE	A46007 1/2" Barb x Barb x NPT Tee	25
	SBA050	A46003 1/2" Male NPT x 1/2" Barb Adapter	25
	SBFE050	A46015 1/2" Female NPT x 1/2" Barb Elbow	25
ROOT WATERING SYSTEM			
	RWSBC1401	A22425 Root Watering System w/1401 Bubbler, Check Valve on Riser, 4" Grate, 12" Swing	6
	RWSB1401	A22420 Root Watering System w/1401 Bubbler on Riser, 4" Grate, 12" Swing	6
	RWSB1401	A22430 Root Watering System w/1401 Bubbler on Riser, 4" Grate, 18" Swing	6
	RWS	A22415 Root Watering System Basic, w/ 4" Grate	6
	RWSBC1402	A22450 Root Watering System w/1402 Bubbler, CV on Riser, 4" Grate, 12" Swing	6
	RWSB1402	A22445 Root Watering System w/1402 Bubbler on Riser, 4" Grate, 12" Swing	6
	RWSBC1404	A22451 Root Watering System w/1404 Bubbler, Check Valve on Riser, 4" Grate, 12" Swing	6
	RWSBC1408	A22453 Root Watering System w/1408 Bubbler, Check Valve on Riser, 4" Grate, 12" Swing	6
	RWSMBC1401	A22470 Mini Root Watering System w/1401 Bubbler, Check Valve on Riser, 4" Grate, 1/2" Spiral Barb Elbow	12
	RWSMB1401	A22460 Mini Root Watering System w/1401 Bubbler on Riser, 4" Grate, 1/2" Spiral Barb	12
	RWSMBC1402	A22475 Mini Root Watering System w/1402 Bubbler, Check Valve on Riser, 4" Grate, 1/2" Spiral Barb Elbow	12
	RWSMB1402	A22465 Mini Root Watering System w/1402 Bubbler on Riser, 4" Grate, 1/2" Spiral Barb	12
	RWSM	A22455 Mini Root Watering System Basic, w/ 4" Grate	12
	RWSSBC1401	A22490 Shrub Root Watering System w/1401 Bubbler, Check Valve on Riser, 2" Snap-on Cap and Base, 1/2" Spiral Barb Elbow	20
	RWSSB1401	A22485 Shrub Root Watering System w/1402 Bubbler, Check Valve on Riser, 2" Snap-on Cap and Base, 1/2" Spiral Barb Elbow	20
	RWSS	A22480 Shrub Root Watering System Basic w/ 2" Snap-on Cap and Base	20
	RWSSOCK	A22435 Root Watering System Sand Sock (6/Bag)	1
	RWSGRATE	A22440 Root Watering System 4" Grate	6

RAINBIRD

Model	Part #	Description	Carton Qty
-------	--------	-------------	------------

ROTORS



3500 SERIES

3504PC	Y34000	3504 Series , 4" Part/ Reverse Full Circle	20
3504PCSAM	Y34500	3504 Series , 4" Part/ Reverse Full Circle w/ SAM	20
3500SPCSAM	Y34900	3500 Series, Shrub Part/Reverse Full Circle w/ SAM	20

5000 SERIES

5000 Series Rotor Shrub Sprinklers

5000SPCS	Y54907	Shrub Part/ Reverse Full Circle w/ SAM	20
5000SFCS	Y54917	Shrub Full Circle w/ SAM	20

5000 Series Rotor Pop-up Sprinklers w/ Standard Rubber Cover



5004PC	Y54007	4" Part/ Reverse Full Circle	20
5004PC	Y541072	4" Part/ Reverse Full Circle with 2.0 Nozzle	20
5004PC	Y5410730	4" Part/ Reverse Full Circle with 3.0 Nozzle	20
5004FC	Y54017	4" Full Circle	20
5004PCSAM	Y55007	4" Part/ Reverse Full Circle w/ SAM	20
5004FCSAM	Y55017	4" Full Circle w/ SAM	20
5006PCSAM	Y57007	6" Part/ Reverse Full Circle w/ SAM	20
5006FCSAM	Y57017	6" Full Circle w/ SAM	20
5012PC	Y52007	12" Part/ Reverse Full Circle	20
5012FC	Y52017	12" Full Circle	20
5012PCSAM	Y53007	12" Part/ Reverse Full Circle w/ SAM	20
5012FCSAM	Y53017	12" Full Circle w/ SAM	20



5000 Plus Series Rotor Shrub Sprinklers

5000S+PCR	Y65400	5000 Plus PRS Series, Shrub Part Circle	20
5000S+FCR	Y65410	5000 Plus PRS Series, Shrub Full Circle	20
5000S+PCSR	Y65550	5000 Plus PRS Series, Shrub Part Circle w/SAM	20
5000S+FCSR	Y65555	5000 Plus PRS Series, Shrub Full Circle w/SAM	20







5000 Plus Series Rotor Shrub Sprinklers w/ Pressure Regulator

5000SPLPCS	Y45550	5000 Plus Series, Shrub Part Circle w/ SAM	20
5000SPLFCS	Y45555	5000 Plus Series, Shrub Full Circle w/ SAM	20











5000 Plus Series Rotor Pop-up Sprinklers w/ Standard Rubber Cover

5004PLPC	Y45000	5004 Plus Series, 4" Part/ Reverse Full Circle	20
5004PLFC	Y45010	5004 Plus Series, 4" Full Circle	20
5004PLPCS	Y45650	5004 Plus Series, 4" Part/ Reverse Full Circle w/ SAM	20
5004PLFCS	Y45655	5004 Plus Series, 4" Full Circle w/ SAM	20
5004PLPCSSS	Y45750SS	5004 Plus Series, 4" Part/ Reverse Full Circle w/ Stainless Steel Riser & SAM	20
5004PLFCSSS	Y45755SS	5004 Plus Series, 4" Full Circle w/ Stainless Steel Riser & SAM	20
5006PLPC	Y45800	5006 Plus Series, 6" Part/ Reverse Full Circle	20
5006PLFC	Y45805	5006 Plus Series, 6" Full Circle	20
5006PLPCS	Y45850	5006 Plus Series, 6" Part/ Reverse Full Circle w/ SAM	20
5006PLFCS	Y45855	5006 Plus Series, 6" Full Circle w/ SAM	20
5006PLPCSSS	Y45950SS	5006 Plus Series, 6" Part/ Reverse Full Circle w/ Stainless Steel Riser & SAM	20
5006PLFCSSS	Y45955SS	5006 Plus Series, 6" Full Circle w/ Stainless Steel Riser & SAM	20
5012PLPC	Y46000	5012 Plus Series, 12" Part/ Reverse Full Circle	20
5012PLFC	Y46005	5012 Plus Series, 12" Full Circle	20
5012PLPCS	Y46050	5012 Plus Series, 12" Part/ Reverse Full Circle w/ SAM	20
5012PLFCS	Y46055	5012 Plus Series, 12" Full Circle w/ SAM	20

RAINBIRD

Model	Part #	Description	Carton Qty
5000 Plus Series Rotor Pop-up Sprinklers w/ Standard Rubber Cover & Pressure Regulator			
5004+PCR	Y65000	5004 Plus PRS Series, 4" Part/ Reverse Full Circle	20
5004+FCR	Y65010	5004 Plus PRS Series, 4" Full Circle	20
5004+PCSR	Y65650	5004 Plus PRS Series, 4" Part/ Reverse Full Circle w/ SAM	20
5004+FCSR	Y65655	5004 Plus PRS Series, 4" Full Circle w/ SAM	20
5004+PCRSS	Y65750SS	5004 Plus PRS Series, 4" Part/ Reverse Full Circle w/ SS Riser & SAM	20
5004+FCRSS	Y65755SS	5004 Plus PRS Series, 4" Full Circle w/ Stainless Steel Riser & SAM	20
5006+PCR	Y65800	5006 Plus PRS Series, 6" Part/ Reverse Full Circle	20
5006+FCR	Y65805	5006 Plus PRS Series, 6" Full Circle	20
5006+PCSR	Y65850	5006 Plus PRS Series, 6" Part/ Reverse Full Circle w/ SAM	20
5006+FCSR	Y65855	5006 Plus PRS Series, 6" Full Circle w/ SAM	20
5006+PCRSS	Y65950SS	5006 Plus PRS Series, 6" Part/ Reverse Full Circle w/ SS Riser & SAM	20
5006+FCRSS	Y65955SS	5006 Plus PRS Series, 6" Full Circle w/ Stainless Steel Riser & SAM	20
5012+PCR	Y66000	5012 Plus PRS Series, 12" Part/ Reverse Full Circle	20
5012+FCR	Y66005	5012 Plus PRS Series, 12" Full Circle	20
5012+PCSR	Y66050	5012 Plus PRS Series, 12" Part/ Reverse Full Circle w/ SAM	20
5012+FCSR	Y66055	5012 Plus PRS Series, 12" Full Circle w/ SAM	20
5000 UPG Plus Series			
 UPGPLPC	Y61000	5000 Plus UPG Series, 4" Part/Reverse Full Circle	20
UPGPLPCS	Y61100	5000 Plus UPG Series, 4" Part/Reverse Full Circle w/SAM	20
5000 UPG Plus Series w/ Pressure Regulator			
UPG+PCSR	Y71101	5000 Plus UPG PRS Series, 4" Part/Reverse Full Circle w/SAM	20
5000 & 5000 Plus Series Nozzles			
5000RCTREE	Y04500	5000/ 5000 Plus Series Nozzle Tree (8 Rain Curtain, 4 Low)	10
5000MPR25	Y04625	5000/ 5000 Plus Series Nozzle Tree - 25' (Qtr, Third, Half, Full)	10
5000MPR30	Y04630	5000/ 5000 Plus Series Nozzle Tree - 30' (Qtr, Third, Half, Full)	10
5000MPR35	Y04635	5000/ 5000 Plus Series Nozzle Tree - 35' (Qtr, Third, Half, Full)	10
5500 Series Rotor Pop-Up Sprinklers			
5505	B82500	5505 Series 5" Part/Full Circle w/SAM (incl 2, 4, 6, 8 nozzles)	20
5505SS	B82600	5505 Series 5" Part/Full Circle Stainless Steel w/SAM (incl 2, 4, 6, 8 nozzles)	20
5512	B82900	5512 Series 12" Part/Full Circle w/SAM (incl 2, 4, 6, 8 nozzles)	20
5512SAM	B82920	5512 Series 12" Part/Full Circle Stainless Steel w/SAM (incl 2, 4, 6, 8 nozzles)	20
FALCON 6504 Rotor Pop-Up Sprinklers			
 F4PC	B65001	FALCON 6504, Part Circle, Less Nozzle	20
F4FC	B65011	FALCON 6504, Full Circle, Less Nozzle	20
F4PCSS	B65501	FALCON 6504, Part Circle, Stainless Steel, Less Nozzle	20
F4FCSS	B65511	FALCON 6504, Full Circle, Stainless Steel, Less Nozzle	20
F4PCSSHS	B65541	FALCON 6504, Part Circle, SS High Speed, Less Nozzle	1
F4FCSSHS	B65551	FALCON 6504, Full Circle, SS High Speed, Less Nozzle	1
7005 Rotor Pop-Up Sprinklers			
 7005	B81900	7005 Series Part/Full Circle, Less Nozzle	20
7005SS	B82100	7005 Series Part/Full Circle, Stainless Steel, Less Nozzle	20
8005 Rotor Pop-Up Sprinklers			
 8005	B81100	8005 Series Part/Full Circle, Less Nozzle	20
8005SS	B81300	8005 Series Part/Full Circle, Stainless Steel, Less Nozzle	20
IMPACT ROTOR POP-UP SPRINKLERS AND POP-AWAY SPRINKLERS			
Pop-A-Way Sprinklers			
 2045A08	B0690008	Part/Full Circle Maxi-Paw	5
2045ASAM08	B0610008	Part/Full Circle Maxi-Paw SAM	1
2045-PJ MAXI-BIRD Series - 1/2" MNPT			
 2045PJ08	B4600008	Maxi-Bird	5

RAINBIRD

Model	Part #	Description	Carton Qty
VALVES			
DV SERIES			
DV Series Electric Remote Control Plastic Valve			
	75DV	B72110 DV Series, 3/4" Electric Valve 24 VAC F x F	20
	100DV	B72231 DV Series, 1" Electric Valve 24 VAC F x F	20
	100DVA	B72500 DVA Series, 1" Electric Angle Valve 24 VAC F x F	20
	100DVSS	B72311 DV Series, 1" Electric Valve 24 VAC S x S	20
	100DVMB	B70840 DV Series, 1" Electric Valve 24 VAC M x B	20
DVF Series Electric Remote Control with Flow Control			
	100DVF	B72421 DVF Series, 1" Electric Valve 24 VAC F x F	20
	100DVFA	B72550 DVA Series, 1" Electric Angle Valve 24 VAC w/ Flow Control	20
	100DVFSS	B72611 DVF Series, 1" Electric Valve 24 VAC Slip x Slip	20
	100DVFMB	B70850 DVF Series, 1" Electric Valve 24 VAC M x B	20
JTV SERIES			
JTV Series Electric Remote Control Plastic Valve			
	100JTV	W00000 JTV Series, 1" Electric Valve 24 VAC F x F	20
	100JTVSS	W02000 JTV Series, 1" Electric Valve 24 VAC S x S	20
	100JTVMB	W03000 JTV Series, 1" Electric Valve 24 VAC M x B	20
JTVF Series Electric Remote Control Valve with Flow Control			
	100JTVF	W00100 JTVF Series, 1" Electric Valve 24 VAC F x F	20
	100JTVFSS	W02100 JTVF Series, 1" Electric Valve 24 VAC S x S	20
PGA SERIES ELECTRIC REMOTE CONTROL PLASTIC VALVE			
	100PGA	B30310 PGA Series, 1" Electric Valve 24 VAC Globe/ Angle Configuration	1
	150PGA	B30410 PGA Series, 1-1/2" Electric Valve 24 VAC Globe/Angle Configuration	1
	200PGA	B30510 PGA Series, 2" Electric Valve 24 VAC Globe/ Angle Configuration	1
PEB SERIES ELECTRIC REMOTE CONTROL PLASTIC VALVE			
	100PEB	B34183 PEB Series 1" Electric Valve 24 VAC	1
	150PEB	B34383 PEB Series 1-1/2" Electric Valve 24 VAC	1
	200PEB	B34583 PEB Series 2" Electric Valve 24 VAC	1
PESB SERIES ELECTRIC REMOTE CONTROL PLASTIC VALVE			
	100PESB	B34213 PESB Series 1" Electric Valve 24 VAC	1
	150PESB	B35113 PESB Series 1-1/2" Electric Valve 24 VAC	1
	200PESB	B35213 PESB Series 2" Electric Valve 24 VAC	1
BPE SERIES ELECTRIC REMOTE CONTROL PLASTIC/ BRASS HYBRID VALVE			
	300BPE	B38113 BPE Series, 3" Electric Valve 24VAC Scrubber	1
	300BPES	B38013 BPE Series, 3" Electric Valve 24VAC	1
GB SERIES ELECTRIC REMOTE CONTROL BRASS VALVE w/ FLOW CONTROL			
	100GB	B32453 GB Series, 1" Electric Valve 24VAC	1
	125GB	B34653 GB Series, 1-1/4" Electric Valve 24VAC	1
	150GB	B34753 GB Series, 1-1/2" Electric Valve 24VAC	1
	200GB	B34853 GB Series, 2" Electric Valve 24VAC	1
VALVE PRESSURE REGULATOR w/ SCHRADER			
	PRSDIAL	B33135 Dial Adjust Pressure Regulator for B Series Valves	1
B TO A SOLENOID ADAPTER KIT			
	SOLADA	B31800 Includes Green Solenoid and Adapter for B Series Valves	1
QUICK-COUPLING VALVES			
Quick Coupling Valves			
	3RC	B10603 1" Inlet, 2-Piece body, Rubber Cover	1
	44RC	B12103 3/4" Inlet, 1-Piece body, Rubber Cover	1
	5RC	B12703 1" Inlet, 1-Piece body, Yellow Cover	1
Quick Coupling Valve Keys			
	44K	B12401 Key, 1" MPT x 3/4" FPT Top Threads	1
	55K1	B13301 Key, 1" MPT Top Threads	1
Swivel Hose Ell			
	SH0	B40001 Swivel Hose Ell, 3/4" NPT x 3/4" Hose	1
	SH2	B40003 Swivel Hose Ell, 1" FPT x 1" MPT	1

RAINBIRD


Model	Part #	Description	Carton Qty
-------	--------	-------------	------------

CONTROLLERS


STP Series Indoor Mount Controller

	STP400I	F31024	STP Series, 4 Station, Indoor Mount	8
	STP600I	F31026	STP Series, 6 Station, Indoor Mount	8
	STP900I	F31029	STP Series, 9 Station, Indoor Mount	8


ESP-M Series Indoor/ Outdoor Mount Modular Controllers

	ESP4MI	F38000	ESP-4MI, 4 Station Base Unit Indoor Mount	1
	ESP4M	F38100	ESP-4M, 4 Station Base Unit Outdoor Mount	1
	ESPSM3	F38200	ESP-SM3, 3 Station Module	1

ESP-SMT Series Smart Controllers


	ESPSMT4I	F39000	ESP-SMT4I, 4 Station Base Smart Controller Indoor Mount	1
	ESPSMT4	F39050	ESP-SMT4, 4 Station Base Smart Controller Outdoor Mount	1
	ESPSMTIPG	F39010	ESP-SMT, Smart Controller Upgrade Kit for ESP-M	1

ESP-LX Series Outdoor Mount Controller

	ESPLXM	F42100	ESP8LX, 8 Station 4 Program Outdoor Mount, Remote Ready	1
	ESPLXMSM4	F42200	ESPLX 4 Station Output Module	1
	ESPLXMSM8	F42210	ESPLX 8 Station Output Module	1

ESP-MC Series Controller


Metal Wall Mount Cabinet

	ESP12MC	K01710	ESP-MC Series, 12 Station 4 Program Metal Wall Mount Cabinet	1
	ESP24MC	K01910	ESP-MC Series, 24 Station 4 Program Metal Wall Mount Cabinet	1
	ESP32MC	K02110	ESP-MC Series, 32 Station 4 Program Metal Wall Mount Cabinet	1
	ESP40MC	K02210	ESP-MC Series, 40 Station 4 Program Metal Wall Mount Cabinet	1

Stainless Steel Pedestal

ESP12MCSS	K01712	ESP-MC Series, 12 Station 4 Program Stainless Steel Cabinet	1
ESP24MCSS	K01912	ESP-MC Series, 24 Station 4 Program Stainless Steel Cabinet	1
ESP32MCSS	K02112	ESP-MC Series, 32 Station 4 Program Stainless Steel Cabinet	1
ESP40MCSS	K02212	ESP-MC Series, 40 Station 4 Program Stainless Steel Cabinet	1

TBOS Series Battery Operated Controller

	TBOSFTUS	K80010	TBOS Series, Field Transmitter	1
	TBOS1CMUS	K80110	TBOS Series, 1 Station Module	1
	TBOS2CMUS	K80210	TBOS Series, 2 Station Module	1
	TBOS4CMUS	K80410	TBOS Series, 4 Station Module	1


TBOS Series Accessories

TBOSPSOL	K80920	TBOS Series, Potted Latching Solenoid	1
TBOSADAPP	K80510	TBOS Series, Adapter/ Non Rainbird Plastic Valves to TBOS Solenoid	1
TBOSADAPB	K80610	TBOS Series, Adapter/ Non Rainbird Brass Valves to TBOS Solenoid	1

Soil Moisture Sensor

	SMRT-Y	A65010	Soil Moisture Sensor Kit	1
---	--------	--------	--------------------------	---

Rain Sensors




	WR2RC	A553000	Wireless Rain Sensor System	1
	WR2RFC	A553100	Wireless Rain / Freeze Sensor System	1

RAINBIRD



	Model	Part #	Description	Carton Qty
--	-------	--------	-------------	------------

LANDSCAPE DRIP


SINGLE-OUTLET EMITTERS

	XB05PC	X68030	0.5 gph Xeri-Bug Emitter, Blue (Barb x Barb)	1
	XB10PC	X68040	1.0 gph Xeri-Bug Emitter, Black (Barb x Barb)	1
	XB20PC	X68050	2.0 gph Xeri-Bug Emitter, Red (Barb x Barb)	1
Single Outlet Pressure Compensating Emitters (Barb x 10-32)				
	XB05PC1032	X68031	0.5 gph Xeri-Bug Emitter, Blue (10-32 Thread x Barb)	1
	XB10PC1032	X68041	1.0 gph Xeri-Bug Emitter, Black (10-32 Thread x Barb)	1
	XB20PC1032	X68051	2.0 gph Xeri-Bug Emitter, Red (10-32 Thread x Barb)	1
	Single Outlet Pressure Compensating Emitters (Barb x 1/2" FPT)			
	XBT10	X63010	1.0 gph Shrub Xeri-Bug Emitter, Black (Barb x 1/2" FPT)	1
	XBT20	X63020	2.0 gph Shrub Xeri-Bug Emitter, Red (Barb x 1/2" FPT)	1
	Single Outlet Pressure Compensating Modules (Barb x Barb)			
	PC05	X71005	5.0 gph PC Module, Tans (Barb x Barb)	1
	PC07	X71007	7.0 gph PC Module, Violet (Barb x Barb)	1
	PC10	X71010	10.0 gph PC Module, Green (Barb x Barb)	1
	PC12	X71012	12.0 gph PC Module, Brown (Barb x Barb)	1
	PC18	X71018	18.0 gph PC Module, White (Barb x Barb)	1
	PC24	X71024	24.0 gph PC Module, Orange (Barb x Barb)	1
Single Outlet Pressure Compensating Modules (Barb x 10-32)				
	PC051032	X72005	5.0 gph PC Module, Tans 10-32 Thread x Barb)	1
	PC071032	X72007	7.0 gph PC Module, Violet 10-32 Thread x Barb)	1
	PC101032	X72010	10.0 gph PC Module, Green 10-32 Thread x Barb)	1
Components for Single-Outlet PC Modules				
	PCDIFFUSER	X50001	PC Module Diffuser Cap	1

MULTI-OUTLET EMITTERS

Multi-Outlet Pressure Compensating Emitters (Barb x Barb)				
	XB056	X67051	0.5 gph - 6 Outlet Xeri-Bug Emitter, Blue (Barb x Barb)	1
	XB106	X67000	1.0 gph - 6 Outlet Xeri-Bug Emitter, Black (Barb x Barb)	1
	XB206	X67021	2.0 gph - 6 Outlet Xeri-Bug Emitter, Red (Barb x Barb)	1
Multi-Outlet Pressure Compensating Emitters (1/2" FPT x Barb)				
	XBT056	X67050	0.5 gph - 6 Outlet Shrub-Bug Emitter, Blue (1/2" FPT x Barb)	1
	XBT106	X67010	1.0 gph - 6 Outlet Shrub-Bug Emitter, Black (1/2" FPT x Barb)	1
	XBT206	X67020	2.0 gph - 6 Outlet Shrub-Bug Emitter, Red (1/2" FPT x Barb)	1
Eight Outlet Distribution Device (1/2" FPT x Barb)				
	XBD80	X60000	Xeri-Bird 8, w/Plugs, Filter, No Emitters	1
	XBD81	X61000	Xeri-Bird 8, w/8 XB10PC (1.0 gph) Emitters and Filter	1
	Six Outlet Distribution Device (1/2" FPT x Barb)			
	EMT6XERI	X57000	6 Outlet Barb x 1/2" FPT Inlet, Plug Ring Gray	1


MICRO-BUBBLERS, SPRAYS AND MISTERS

Micro-Bubbler Emission Devices				
	SXB180	X64010	180°Adj Stream Pattern Xeri-Bubbler (10-32 Thread)	1
	SXB180025	X64046	180°Adj Stream Pattern Xeri-Bubbler (1/4" Barb)	1
	SXB180SPYK	X64049	180°Adj Stream Pattern Xeri-Bubbler, w/5" Spike	1
	SXB360	X64000	360°Adj Stream Pattern Xeri-Bubbler (10-32 Thread)	1
	SXB360025	X64036	360°Adj Stream Pattern Xeri-Bubbler (1/4" Barb)	1
	SXB360SPYK	X64039	360°Adj Stream Pattern Xeri-Bubbler, w/5" Spike	1
	UXB360	X65000	Umbrella Pattern Xeri-Bubbler (10-32 Thread)	1
	USB360025	X65036	Umbrella Pattern Xeri-Bubbler (1/4" Barb)	1
	USB360SPYK	X65039	Umbrella Pattern Xeri-Bubbler, w/5" Spike	1
	Adjustable Micro Sprays			
	XS090	X66000	90°Adj Radius Xeri-Spray (10-32 Thread)	1
	XS180	X66010	180°Adj Radius Xeri-Spray (10-32 Thread)	1
	XS360	X66020	360°Adj Radius Xeri-Spray (10-32 Thread)	1
	XS360TS	X66030	360°Adj Radius True Spray (10-32 Thread)	1
	XS360TS025	X66036	360°Adj Radius True Spray (1/4" Barb)	1
	XS360TSPYK	X66039	360°Adj Radius True Spray, w/5" Spike	1
Standard and Adjustable Sprays (10-32 Thread)				
	X360ADJMST	X66310	360° Adj Flow Mister (10-32 Thread)	1

Model Part # Description

17MM XF SERIES DRIPLINE TUBING AND FITTINGS


XF Series Drip line Line Pressure Compensating In-Line Emitter Tubing (.634" OD x .536" ID)

	XFD0612100	X44000	0.600 gph PC Emitter @ 12" Spacing, 100 ft. Coil	1
	XFD0612250	X44001	0.600 gph PC Emitter @ 12" Spacing, 250 ft. Coil	1
	XFD0612500	X44002	0.600 gph PC Emitter @ 12" Spacing, 500 ft. Coil	1
	XFD0618100	X44010	0.600 gph PC Emitter @ 18" Spacing, 100 ft. Coil	1
	XFD0618250	X44011	0.600 gph PC Emitter @ 18" Spacing, 250 ft. Coil	1
	XFD0618500	X44012	0.600 gph PC Emitter @ 18" Spacing, 500 ft. Coil	1
	XFD0624100	X44020	0.600 gph PC Emitter @ 24" Spacing, 100 ft. Coil	1
	XFD0624250	X44021	0.600 gph PC Emitter @ 24" Spacing, 250 ft. Coil	1
	XFD0624500	X44022	0.600 gph PC Emitter @ 24" Spacing, 500 ft. Coil	1
	XFD0912100	X44030	0.900 gph PC Emitter @ 12" Spacing, 100 ft. Coil	1
	XFD0912250	X44031	0.900 gph PC Emitter @ 12" Spacing, 250 ft. Coil	1
	XFD0912500	X44032	0.900 gph PC Emitter @ 12" Spacing, 500 ft. Coil	1
	XFD0918100	X44040	0.900 gph PC Emitter @ 18" Spacing, 100 ft. Coil	1
	XFD0918250	X44041	0.900 gph PC Emitter @ 18" Spacing, 250 ft. Coil	1
	XFD0918500	X44042	0.900 gph PC Emitter @ 18" Spacing, 500 ft. Coil	1
	XFD0924100	X44050	0.900 gph PC Emitter @ 24" Spacing, 100 ft. Coil	1
	XFD0924250	X44051	0.900 gph PC Emitter @ 24" Spacing, 250 ft. Coil	1
	XFD0924500	X44052	0.900 gph PC Emitter @ 24" Spacing, 500 ft. Coil	1

XF Series Blank Xerigation Tubing (.634" OD x .536" ID)

XFD100	X45001	Xeri-Flex Blank Tubing (100 ft. Coil)	1
XFD500	X45005	Xeri-Flex Blank Tubing (500 ft. Coil)	1

XF Series Barbed Insert Fittings


	XFDCOUP	X36270	17mm Barb x Barb Coupling	1
	XFDCROSS	X36278	17mm Barb x Barb x Barb Cross	1
	XFDELBOW	X36272	17mm Barb x Barb Elbow	1
	XFDFA075	X36277	17mm Barb x 3/4" FPT Female Adapter	1
	XFDLDCOUP	X36271	17mm Barb x 16mm Barb Coupling	1
	XFDMA050	X36274	17mm Barb x 1/2" MPT Male Adapter	1
	XFDMA075	X36275	17mm Barb x 3/4" Male Adapter	1
	XFDTEE	X36273	17mm Barb x Barb x Barb Tee	1
	XFDTFA075	X36279	17mm Barb x 3/4" FPT x 17mm Barb Tee Female Adapter	1
	XFDTMA050	X36276	17mm Barb x 1/2" FPT x 17mm Barb Tee Male Adapter	1

1/4" LANDSCAPE DRIPLINE INLINE EMITTER TUBING

LDO0806050	X35200	1/4" LDL, .8 gph @ 6" Spacing, 50 ft. Coil	1
LDO0812100	X35203	1/4" LDL, .8 gph @ 12" Spacing, 100 ft. Coil	1

1/2" POLY TUBING, FITTINGS, AND COMPONENTS


Black Stripe Tubing

	XBS100	X35400	Black Stripe Tubing (100 ft. Coil)	1
	XBS250	X35402	Black Stripe Tubing (250 ft. Coil)	1
	XBS500	X35405	Black Stripe Tubing (500 ft. Coil)	1
	XBS500P	X35412	Purple Black Stripe Tubing (500 ft. Coil)	1

1/2" (700 Series) Xerigation Blank Tubing (.700" OD x .580" ID)

XT700100	X35100	Xeri-Tube 700 Heavy Wall 100 ft. Coil	1
XT700500	X35500	Xeri-Tube 700 Heavy Wall 500 ft. Coil	1





EASY FIT COMPRESSION FITTINGS AND ADAPTERS

	MDCFCOUP	X43000	16-18mm Multi-Diameter Comp x Comp Coupling	1
	MDCFEL	X43001	16-18mm Multi-Diameter Comp x Comp Elbow	1
	MDCFTEE	X43002	16-18mm Multi-Diameter Comp x Comp x Comp Tee	1
	MDCF50MPT	X43003	1/2" MPT by Compression Adapter for Easy Fit Fitting	1
	MDCF75MPT	X43004	3/4" MPT by Compression Adapter for Easy Fit Fitting	1
	MDCF50FPT	X43005	1/2" FPT by Compression Adapter for Easy Fit Fitting	1
	MDCF75FPT	X43006	3/4" FPT by Compression Adapter for Easy Fit Fitting	1
	MDCF75FHT	X43007	3/4" FHX by Compression Adapter for Easy Fit Fitting	1
	MDCFCAAP	X43008	Black Flush Cap Adapter for Easy Fitting	1
	MDCFPCAP	X43009	Purple Flush Cap Adapter for Easy Fitting	1

UNIVERSAL FITTINGS AND COMPONENTS (For use w/Landscape Drip line, 600, or 700 Series Tubing)

TDS050BEND	X58001	U Bend Galvanized Tie down Stake for 1/2" Tubing	1
------------	--------	--	---

RAINBIRD

Model	Part #	Description	Carton Qty
1/4" FITTINGS AND COMPONENTS (.220" OD x .160" ID)			
1/4" Barb Fittings			
	XBF1CONN	X42021 1/4" Barb Connector	1
	XBF2EL	X42011 1/4" Barb x Barb Elbow	1
	XBF3TEE	X42001 1/4" Barb x Barb x Tee	1
	SPB025	X42030 1/4" Self Piercing Barb Connector	1
	EMAGPX	X42050 Tubing Goof Plug	1
1/4" Components			
	DBC025	X50000 Bug Cap for 1/4" Tubing	1
	TS025	X54000 1/4" Tubing Stake	1
	TS025WCAP	X54001 1/4" Tubing Stake w/Bug Cap	1
1/4" Polyflex Riser and Stakes			
	PFR12	X56000 12" Polyflex Riser	1
	RS025T	X55050 Polyflex Stake	1
	PFRRS	X56500 12" Polyflex Stake Assembly	1
	PFRFRA	X56200 12" Polyflex Riser/Adapter Assembly	1
	PFRFRA24	X56224 24" Polyflex Riser/Adapter Assembly	1
SYSTEM COMPONENTS AND ADAPTERS			
1800 Xerigation Retrofit Kit			
	1800RETRO	X21000 1800 Body w/Filter & Pressure Regulator	1
Solid Caps for Spray Heads			
	1800XC	X20000 Rain bird 1800 Xeri-Cap	1
Air Relief Valve Kit			
	ARVALVEKIT	X17000 3/4" Air Relief Valve, elbow & Universal Adapter	1
10-32 Adapters for Xeri-Bubblers / Xeri-Sprays			
	XBA1800	X51000 1800 Xeri-Bubbler / Xeri-Spray Adapter for 10-32 Thread	1
	1032A	X59000 1/2" FPT x 10-32 Thread Adapter	1
CONTROL ZONE KITS			
Xerigation Low Flow Control Zone Kits with Pressure Regulating Filter			
	XCZ075PRF	X10306 3/4" Xerigation Control Zone, w/Pres Reg Filter	1
	XCZLF100PRF	X10302PRF 1"x 3/4" Xerigation Control Zone, w/LFV and 3/4" PR Filter	1
	XACZ075PRF	X10315 3/4" Xerigation ASV Control Zone, w/Pres Reg Filter	1
Xerigation Medium Flow Control Zone Kits with Pressure Regulating Filter			
	XCZ100PRF	X10307 1" Xerigation Control Zone, w/Pres Reg Filter	1
	XACZ100PRF	X10317 1" Xerigation ASV Control Zone, w/Pres Reg Filter	1
Xerigation Commercial Control Zone Kits			
	XCZ100PRBCOM	X10304 1" Commercial Control Zone, w/PESB Valve, Basket Filter, 40 psi Pres Reg	1
	XCZ150PRBCOM	X10309 1.5" Commercial Control Zone, w/PESB Valve, Two Basket Filters, Two 40 psi Pres Regs	1
UNIVERSAL FITTINGS AND COMPONENTS (For use with Landscape Drip line, 600, or 700 Series Tubing)			
	XCZFIT075F	X10205 ADP 3/4" FPT to 1/2" PolyTube	1
LOW FLOW VALVES			
	LFV075	X12100 3/4" Low Flow DV Control Valve	1
	LFV100	X12110 1" Low Flow DV Control Valve	1
	ASVLF075	X12001 3/4" Low Flow Anti-Siphon Control Valve	1
	LFV075TBOS	X12105 3/4" Low Flow DV Control Valve with TBOS Latching Solenoid	1
LANDSCAPE DRIP FILTERS AND SCREENS			
	PRF075RBY	X13000 3/4" Pressure Regulating RBY Filter, 30 psi, w/200 Mesh Screen	1
	PRF100RBY	X13001 1" Pressure Regulating RBY Filter, 40 psi, w/200 Mesh Screen	1






RAINBIRD

Model	Part #	Description	Carton Qty
LAKE MANAGEMENT AERATORS			
LM Series			
LM1011T 230	S51005230	LM10 Series Aerators, 1hp, 115V, Single Phase, 60 Hz	1
LM1021T	S51010230	LM10 Series Aerators, 2hp, 230V, Single Phase, 60 Hz	1
LM1031T	S51015230	LM10 Series Aerators, 3hp, 230V, Single Phase, 60 Hz	1
LM1033T	S51020230	LM10 Series Aerators, 3hp, 230V, 3 Phase, 60 Hz	1
LM1053T	S51035230	LM10 Series Aerators, 5hp, 230V, 3 Phase, 60 Hz	1
LM1111T 230	S51062230	LM11 Series Aerators, 1hp, 115V, Single Phase, 60 Hz	1
LM1121T	S51064230	LM11 Series Aerators, 2hp, 230V, Single Phase, 60 Hz	1
LM1131T	S51066230	LM11 Series Aerators, 3hp, 230V, Single Phase, 60 Hz	1
LM1133T	S51068230	LM11 Series Aerators, 3hp, 230V, 3 Phase, 60 Hz	1
LM1153T	S51074230	LM11 Series Aerators, 5hp, 230V, 3 Phase, 60 Hz	1
LM2011T 230	S52005230	LM20 Series Aerators, 1hp, 115V, Single Phase, 60 Hz	1
LM2021T	S52010230	LM20 Series Aerators, 2hp, 230V, Single Phase, 60 Hz	1
LM2031T	S52015230	LM20 Series Aerators, 3hp, 230V, Single Phase, 60 Hz	1
LM2033T	S52020230	LM20 Series Aerators, 3hp, 230V, 3 Phase, 60 Hz	1
LM2053T	S52035230	LM20 Series Aerators, 5hp, 230V, 3 Phase, 60 Hz	1
LM3011T 230	S53005230	LM30 Series Aerators, 1hp, 115V, Single Phase, 60 Hz	1
LM3021T	S53010230	LM30 Series Aerators, 2hp, 230V, Single Phase, 60 Hz	1
LM3031T	S53015230	LM30 Series Aerators, 3hp, 230V, Single Phase, 60 Hz	1
LM3033T	S53020230	LM30 Series Aerators, 3hp, 230V, 3 Phase, 60 Hz	1
LM3053T	S53035230	LM30 Series Aerators, 5hp, 230V, 3 Phase, 60 Hz	1
LMM Series			
LMM1015T 115	S50000115	LMM Series Aerators, 1/2hp, 115V, Single Phase 60 Hz	1
MLM1051T 230	S50005230	LMM Series Aerators, 1/2hp, 230V, Single Phase 60 Hz	1
LMM10751T	S50010230	LMM Series Aerators, 3/4hp, 230V, Single Phase 60 Hz	1
Options for Aerators			
AERBLUET	S55210	Lens for Aerator Light Blue	1
AERGREENT	S55230	Lens for Aerator Light Green	1
AERREDT	S55200	Lens for Aerator Light Red	1
AERYELLOWT	S55220	Lens for Aerator Light Yellow	1
LMM220WT	S55110	2 Light MR16 20 W Set	1
LM365WT	S55020	3 Light MR16 65 W Set	1
LM104T	S55010	Cable 10/4 Gage SOOW, 25' Length	1
LMM123T	S55100	Cable 12/3 Gage SJOOW, 25' Length	1






Please Call Your Century Representative for Pricing.



RAINBIRD

Model	Part #	Description	Carton Qty	
HIGH SERVICE PRODUCTS				
ET Manager				
	ETMI	S70000	ETMI - ET Manager	1
	ETMRG	S70401	ETM - Tipping Range Gauge	1
	ETMITRAN	S70002	ETM - 120V AC Transformer	1
	ETMIOE	S70001	ETM - Outdoor Enclosure	1
	ETMANT	S70400	ETM - Remote Antenna Kit	1
	ETM-RMK	S70200	ETM - Remote Antenna Kit for ET Manager	1
	ETMPS	S70403	ETM - Programming Software	1
	ETMWRSS	S70402	ETM - Server Software	1
	ET Cartridge for EXP-LM Controller			
	ETM-LXM	S70100	ET Cartridge for ESP-LX Modular Controller	1
IQ Software				
	IQDEMOCD	IQ2000	IQ Demo Software (No Communication)	1
	IQSTARTCD	IQ2005	IQ Starter Software Package 5-Satellite Capacity	1
	IQSTDCCD	IQ2025	IQ Standard Software Package 250-Satellite Capacity	1
IQ Satellite Upgrade Kit for ESP-LX Modular Series Controllers				
	UDTCLXMPR	IQ4570	IQ Satellite Upgrade Kit for ESP-LX Series Controllers, Phone+RS232 Communication	1
	UDTCLXMR	IQ4575	IQ Satellite Upgrade Kit for ESP-LX Series Controllers, RS232 Communication Only	1
IQ Replacement Communication Cables				
	IQDTCDC	IQ3000	IQ Direct Connect Communication Cable (Computer to LXM-DTC Satellite)	1
	IQDTCMC	IQ3010	IQ External Modem Communication Cable (LXM-DTC Satellite to Modem)	1
	Two-Wire Decoder Systems			
	MDC250200	M13025	Controllers w/Line Termination, Up to 50 Decoder Addresses	1
	MDC2M50D	M13003	Decoder Modules (Controls up to 50 Additional Decoder Addresses when Installed in MDC250200)	1
Decoders for Two Wire Decoder Systems				
	FD101TURF	M13011	Field Decoder for Interfacing between Signal Line and Valve	1
	FD102TURF	M13004	Field Decoder for Interfacing between Signal Line and Valve	1
	FD202TURF	M13005	Field Decoder for Interfacing between Signal Line and Two Valves	1
	FD401TURF	M13006	Field Decoder for Interfacing between Signal Line and up to Four Valves	1
	FD601TURF	M13007	Field Decoder for Interfacing between Signal Line and up to Six Valves	1
	LSP1TURF	M13008	Line Surge Protection	1
	SD210TURF	M13009	Sensor Decoder for Interfacing between Signal Line and Analog or Digital Sensor	1
	Parts and Tools for Two Wire Decoder Based System			
	DPU210	M13108	Decoder Programming and Test Unit	1
Flow Sensors				
	FS150B	M80102	1-1/2" PVC Tee Type Sensor	1
	FS200B	M80103	2" PVC Tee Type Sensor	1
	FS300B	M80104	3" PVC Tee Type Sensor	1
	FS400P	M80107	4" PVC Tee Type Sensor	1
	PT322	M80201	Rainbird 322 Plus Transmitter	1
	PT322SW	M80202	PT322 Programming Kit	1
	PT1502	M80203	Rainbird 1502 Monitor	1
	PTPWSUPP	M80204	120 VAC to 12 VDC Power Supply For PT	1
	FSSURGEKIT	M80301	Surge Suppressor	1
	FTINSERT	M80303	IR Insert for Tee Type Sensors	1
	NEMACAB	M80205	NEBA Cabinet for Rainbird 1502 Monitor	1
Weather Sensors				
	RAINGAUGE	M61010	4" Rainfall Gauge (1/100")	1
	ANEMOMETER	M80302	Wind Speed Sensor	1

RAINBIRD

Model	Part #	Description	Carton Qty	
HIGH SERVICE PRODUCTS				
ET Manager				
	ETMI	S70000	ETMI - ET Manager	1
	ETMRG	S70401	ETM - Tipping Range Gauge	1
	ETMITRAN	S70002	ETM - 120V AC Transformer	1
	ETMIOE	S70001	ETM - Outdoor Enclosure	1
	ETMANT	S70400	ETM - Remote Antenna Kit	1
	ETM-RMK	S70200	ETM - Remote Antenna Kit for ET Manager	1
	ETMPS	S70403	ETM - Programming Software	1
	ETMWRSS	S70402	ETM - Server Software	1
	ET Cartridge for EXP-LM Controller			
	ETM-LXM	S70100	ET Cartridge for ESP-LX Modular Controller	1
IQ Software				
	IQDEMOCD	IQ2000	IQ Demo Software (No Communication)	1
	IQSTARTCD	IQ2005	IQ Starter Software Package 5-Satellite Capacity	1
	IQSTDCCD	IQ2025	IQ Standard Software Package 250-Satellite Capacity	1
IQ Satellite Upgrade Kit for ESP-LX Modular Series Controllers				
	UDTCLXMPR	IQ4570	IQ Satellite Upgrade Kit for ESP-LX Series Controllers, Phone+RS232 Communication	1
	UDTCLXMR	IQ4575	IQ Satellite Upgrade Kit for ESP-LX Series Controllers, RS232 Communication Only	1
IQ Replacement Communication Cables				
	IQDTCDC	IQ3000	IQ Direct Connect Communication Cable (Computer to LXM-DTC Satellite)	1
	IQDTCMC	IQ3010	IQ External Modem Communication Cable (LXM-DTC Satellite to Modem)	1
	Two-Wire Decoder Systems			
	MDC250200	M13025	Controllers w/Line Termination, Up to 50 Decoder Addresses	1
	MDC2M50D	M13003	Decoder Modules (Controls up to 50 Additional Decoder Addresses when Installed in MDC250200)	1
Decoders for Two Wire Decoder Systems				
	FD101TURF	M13011	Field Decoder for Interfacing between Signal Line and Valve	1
	FD102TURF	M13004	Field Decoder for Interfacing between Signal Line and Valve	1
	FD202TURF	M13005	Field Decoder for Interfacing between Signal Line and Two Valves	1
	FD401TURF	M13006	Field Decoder for Interfacing between Signal Line and up to Four Valves	1
	FD601TURF	M13007	Field Decoder for Interfacing between Signal Line and up to Six Valves	1
	LSP1TURF	M13008	Line Surge Protection	1
	SD210TURF	M13009	Sensor Decoder for Interfacing between Signal Line and Analog or Digital Sensor	1
Parts and Tools for Two Wire Decoder Based System				
	DPU210	M13108	Decoder Programming and Test Unit	1
Flow Sensors				
	FS150B	M80102	1-1/2" PVC Tee Type Sensor	1
	FS200B	M80103	2" PVC Tee Type Sensor	1
	FS300B	M80104	3" PVC Tee Type Sensor	1
	FS400P	M80107	4" PVC Tee Type Sensor	1
	PT322	M80201	Rainbird 322 Plus Transmitter	1
	PT322SW	M80202	PT322 Programming Kit	1
	PT1502	M80203	Rainbird 1502 Monitor	1
	PTPWSUPP	M80204	120 VAC to 12 VDC Power Supply For PT	1
	FSSURGEKIT	M80301	Surge Suppressor	1
	FTINSERT	M80303	IR Insert for Tee Type Sensors	1
	NEMACAB	M80205	NEBA Cabinet for Rainbird 1502 Monitor	1
Weather Sensors				
	RAINGAUGE	M61010	4" Rainfall Gauge (1/100")	1
	ANEMOMETER	M80302	Wind Speed Sensor	1

TWO WIRE DECODER SYSTEMS

		Carton Qty
--	--	------------

Part # Description

BASELINE



BASESTATION 3200 CONTROLLERS

3200 SITE CONTROLLERS



BL-3200C	3200 Two Wire Controller, Metal Wall Mount	1
BL3200P	3200 Two Wire Controller, Stainless Steel Pedestal Mount	1



3200 SITE CONTROLLER WITH "R" SERIES (CONVENTIONAL WIRE) biCODER MODULES (FACTORY INSTALLED)

BL-3200CR-12	3200 Controller w/ built in 12 zone "R" Series biCoder Wall Mount	1
BL-3200PR-12	3200 Controller w/ built in 12 zone "R" Series biCoder Pedestal Mount	1
BL-3200CR-24	3200 Controller w/ built in 24 zone "R" Series biCoder Wall Mount	1
BL-3200PR-24	3200 Controller w/ built in 24 zone "R" Series biCoder Pedestal Mount	1
BL-3200PR-48	3200 Controller w/ built in 48 zone "R" Series biCoder Pedestal Mount	1

TRC REMOTE COMMANDER RECEIVER

BL-3200TC	TRC Commander Receiver for Metal Wall Mount	1
BL-3200TP	TRC Commander Receiver for Stainless Steel Pedestal Mount	1

BASE MANAGER REMOTE COMMUNICATIONS OPTIONS FOR BASESTATION 3200 CONTROLLERS

BL-3200PM-C	Analog Phone Module for Wall Mount	1
BL-3200PM-P	Analog Phone Module for Pedestal Mount	1
BL-3200CM-C	Cellular (GPRS) Module for Wall Mount	1
BL-3200CM-P	Cellular (GPRS) Module for Pedestal Mount	1
BL-3200CM-ANT	External Antenna Kit for BL-3200CM GPRS Cellular Module	1
BL-3200WL-C	Ethernet/Wired LAN Module for Wall Mount	1
BL-3200WL-P	Ethernet/Wired LAN Module for Pedestal Mount	1
BL-3200WF-C	Wi-Fi 802.11b Module for Wall Mount	1
BL-3200WF-P	Wi-Fi 802.11b Module for Pedestal Mount	1
BL-3200WF-ANT	External Antenna Kit for BL-3200WF Wi-Fi Module	1
BL-3200IF-C	Direct Connection Module for Wall Mount	1
BL-3200IF-P	Direct Connection Module for Pedestal Mount	1



BASEMANAGER CENTRAL CONTROL AND REMOTE MANAGEMENT FOR BASESTATION 3200 CONTROLLERS

BL-BMGR-COM	BaseManager Remote Management Computer System	1
BL-BMGR-SW	BaseManager Remote Management Software Only	1

BASESTATION 6000 CAMPUS CONTROLLER

BL-6000	BaseStation 6000 Site Controller with Computer	1
BL-6000E	BaseStation 6000 Site Controller with Computer and Enclosure	1
BL-6111	Remote Base Unit Interior/ Exterior Wall Mount Metal Cabinet	1

BILINE TWO-WIRE (BICODER) PRODUCTS



BL-5201	1 Valve biCoder	1
BL-5202	2 Valve biCoder	1
BL-5204	4 Valve biCoder	1
BL-5200C-R12	12 Valve R Series biCoder in Metal Wall Mount Cabinet	1
BL-5200C-R24	24 Valve R Series biCoder in Metal Wall Mount Cabinet	1
BL-5303	Air Temperature Sensor	1
BL-5304	Water Flow Sensor/ Meter biCoder	1
BL-5304NOMV	Normally Open Master Valve and Flow biCoder Direct Burial Decoder	1
BL-5304NOMV-C	Normally Open Master Valve and Flow biCoder Wall Mount Metal Cab.	1
BL-5315B	biSensor Soil Moisture Sensor 1.5' Stick with 50' Cable	1
BL-5401	Outside Operations Button Plastic Wall Mount	1
BL-5402	Pause Direct Burial Decoder	1
BL-5201PR	Pump Start biCoder Relay	1
BL-LA01	Lightning Arrestor Direct Burial	1



WATERTEC S100 SOIL MOISTURE MONITOR

BL-WTS100KIT	WaterTec S100 Kit Includes: Monitor, 1 Sensor, and Operators Manual	1
--------------	---	---

TWO WIRE DECODER SYSTEMS

Part #	Description	Carton Qty
--------	-------------	------------



UNDERHILL



2WIRE DECODER SYSTEMS AND CONTROLLER MODULES



UHTW-TK-DEC-1	Single Station 2Wire Decoder	1
---------------	------------------------------	---



UHTW-ICC-48	ICC Decoder Module, 1 to 48 Stations	1
-------------	--------------------------------------	---



UHTW-UNI-63	Universal Decoder Module, 1 to 63 Stations	1
-------------	--	---

UHTW-SEN-8	Universal Sender 2Wire	1
------------	------------------------	---

2WIRE DECODER TOOL

UHDEC-PROG-115	Portable Programmer for TK-DEC-1 Decoders	1
----------------	---	---



HIT PRODUCTS



HIT907T	7" Telescopic Pop-up Sprinkler in 4" body	1
---------	---	---

HIT913T	13" Telescopic Pop-up Sprinkler in 6" body	1
---------	--	---



HITHDC4	4 Station Rainpro Indoor Controller	1
---------	-------------------------------------	---

HITHDC6	6 Station Rainpro Indoor Controller	1
---------	-------------------------------------	---

HITLP-RP	Logic Plus Receiver Includes DBC-BR Splice Connectors	1
----------	---	---

Part # Description

SPRAY HEADS



SL SERIES - SPRAY HEADS



SL200	2" Pop-up Sprinkler Body	100
SL400	4" Pop-up Sprinkler Body	50
SL600	6" Pop-up Sprinkler Body	50

I-PRO SERIES - SPRAY HEADS



I-PRO300	3" I-PRO Spray Head	100
I-PRO400	4" I-PRO Spray Head	50
I-PRO600	6" I-PRO Spray Head	50
I-PRO600-SI	6" I-PRO Spray Head, Side Inlet	50
I-PRO1200-SI	12" I-PRO Spray Head, Side Inlet	50
I-PRO400R	4" I-PRO Spray Head Replacement Kit	50
I-PRO600R	6" I-PRO Spray Head Replacement Kit	50
I-PRO1200R	12" I-PRO Spray Head Replacement Kit	50

PRO-VAN VARIABLE ARC NOZZLES



PRO-VAN8	8' Adjustable Nozzle With Filter	25
PRO-VAN10	10' Adjustable Nozzle With Filter	25
PRO-VAN12	12' Adjustable Nozzle With Filter	25
PRO-VAN15	15' Adjustable Nozzle With Filter	25
PRO-VAN17	17' Adjustable Nozzle With Filter	25

I-PRO SERIES SPECIALTY ARC NOZZLES












IPN-9CST	4' x 18' Center Strip Nozzle with Filter	25
IPN-9SST	4' x 18' Side Strip Nozzle with Filter	25
IPN-9EST	4' x 9' End Strip Nozzle with Filter	25
IPN-15CST	4' x 30' Center Strip Nozzle with Filter	25
IPN-15SST	4' x 30' Side Strip Nozzle with Filter	25
IPN-15EST	4' x 15' End Strip Nozzle with Filter	25

I-PRO SERIES MPR NOZZLES



IPN-5F	5' Full Circle	25
IPN-5H	5' Half Circle	25
IPN-5Q	5' Quarter Circle	25
IPN-5T	5' One-Third Circle	25
IPN-8F	8' Full Circle	25
IPN-8H	8' Half Circle	25
IPN-8Q	8' Quarter Circle	25
IPN-8T	8' One-Third Circle	25
IPN-10F	10' Full Circle	25
IPN-10H	10' Half Circle	25
IPN-10Q	10' Quarter Circle	25
IPN-10T	10' One-Third Circle	25
IPN-12F	12' Full Circle	25
IPN-12TQ	12' Three-Quarter Circle	25
IPN-12TT	12' Two-Thirds Circle	25
IPN-12H	12' Half Circle	25
IPN-12T	12' One-Third Circle	25
IPN-12Q	12' Quarter Circle	25
IPN-15F	15' Full Circle	25
IPN-15TQ	15' Three-Quarter Circle	25
IPN-15TT	15' Two-Thirds Circle	25
IPN-15Q	15' Quarter Circle	25
IPN-15H	15' Half Circle	25
IPN-15T	15' One-Third Circle	25

IRRITROL

Part #	Description	Carton Qty
SPRAY HEADS ACCESSORIES		
 533	Adjustable Flood Bubbler	100
HS100	1/2" NPT Adapter for HSN Series Spray head Nozzles	25
	SUPER BLUE FLEX PIPE AND FITTINGS	
EHD1295-010	Flex Pipe, 1/2", 100' Super Blue Flex	1
ROTORS		
430R SERIES		
 430R	4" Pop-up Gear Driven Rotor with 1/2" Inlet	25
450R SERIES		
 450R	4" Pop-up Gear Driven Rotor with 3/4" Inlet	20
550R SERIES		
 550R	5" Pop-up Gear Driven Rotor with 3/4" Inlet	20
550RS	Gear Driven Shrub Rotor with 3/4" Inlet	20
550RHP	12" Pop-up Gear Driven Rotor with 3/4" Inlet	10
PLATINUM SPORT SERIES - GEAR DRIVEN ROTOR		
 PTSPORT	1" Inlet Sports Field Rotor	20
PTSPORT-SS	1" Inlet Sports Field Rotor Stainless Steel	20
VALVES		
2400/2600 SERIES - ELECTRIC GLOBE AND ANGLE RESIDENTIAL VALVES		
 2400S	1" Electric Globe Valve, Slip Connection	20
2400SF	1" Electric Globe Valve, Slip Connection, Flow Control	20
2400T	1" Electric Globe Valve, NPT Threads	20
2400TF	1" Electric Globe Valve, NPT Threads, Flow Control	20
2400T-B	1" Electric Globe Valve, Male x Barb	20
2400TF-B	1" Electric Globe Valve, Male x Barb, Flow Control	20
2400T-M	1" Electric Globe Valve, Male x Male	20
2400TF-M	1" Electric Globe Valve, Male x Male, Flow Control	20
2600T	1" Electric Angle Valve, NPT Threads	20
2600TF	1" Electric Angle Valve, NPT Threads, Flow Control	20
2400-45	Wrench for Removing the Valve Bonnet	1
2700 SERIES ANTI-SIPHON VALES		
 2706PR	3/4" Manual Anti-Siphon Valve	12
2709PR	1" Manual Anti-Siphon Valve	24
700 SERIES (ULTRAFLOW) - ELECTRIC GLOBE COMMERCIAL VALVES		
 700B-.75	3/4" Electric Globe, UltraFlow, Internal Bleed	12
700-1	1" Electric Globe, UltraFlow, Internal Bleed, Flow Control	24
700-1.5	1-1/2" Electric Globe, UltraFlow, Internal Bleed, Flow Control	12
700-2	2" Electric Globe, UltraFlow, Internal Bleed, Flow Control	8

Part # Description

CONTROLLERS**PC CONTROL - COMPUTER CONTROLLED CONTROLLER**

PC-12-INT-PAK	PC Control Combo Kit, 12-Station, Indoor	100
PC-12-ADD-INT	PC Control Add-on Controller, 12-Station, Indoor	100
PC-R	PC Control Handheld Remote	100
PC-12-EXT-PAK	PC Control Combo Kit, 12-Station, Outdoor	100
PC-12-ADD-EXT	PC Control Add-on Controller, 12-Station, Outdoor	100

RAIN DIAL - HYBRID 3-PROGRAM CONTROLLERS

RD600-INT-R	6 Station, Indoor Mount	6
RD600-EXT-R	6 Station, Outdoor Mount	6
RD900-INT-R	9 Station, Indoor Mount	6
RD900-EXT-R	9 Station, Outdoor Mount	6
RD1200-INT-R	12 Station, Indoor Mount	6
RD1200-EXT-R	12 Station, Outdoor Mount	6

SMART DIAL - HYBRID E.T. CONTROLLER

SD600-INT	6 Station, E.T Indoor Mount	1
SD600-EXT	6 Station, E.T Outdoor Mount	1
SD900-INT	9 Station, E.T Indoor Mount	1
SD900-EXT	9 Station, E.T Outdoor Mount	1
SD1200-INT	12 Station, E.T Indoor Mount	1
SD1200-EXT	12 Station, E.T Outdoor Mount	1
SD2400-EXT	24 Station, E.T Outdoor Mount	1
SD-ANT	Smart Dial External Antenna	1

TOTAL CONTROL - HYBRID 4-PROGRAM CONTROLLERS

TC-6IN-R	6 Station, Indoor Mount	6
TC-6EX-R	6 Station, Outdoor Mount	6
TC-9IN-R	9 Station, Indoor Mount	6
TC-9EX-R	9 Station, Outdoor Mount	6
TC-12IN-R	12 Station, Indoor Mount	6
TC-12EX-R	12 Station, Outdoor Mount	6
TC-15EX-R	15 Station, Outdoor Mount	6
TC-18EX-R	18 Station, Outdoor Mount	6
TC-24EX-R	24 Station, Outdoor Mount	6

KWIK DIAL - HYBRID 3-PROGRAM RESIDENTIAL CONTROLLERS

KD4-INT	4 Station, Indoor Mount	8
KD4-EXT	4 Station, Outdoor Mount	6
KD6-INT	6 Station, Indoor Mount	8
KD6-EXT	6 Station, Outdoor Mount	6
KD9-INT	9 Station, Indoor Mount	8
KD9-EXT	9 Station, Outdoor Mount	6
KD12-INT	12 Station, Indoor Mount	8
KD12-EXT	12 Station, Outdoor Mount	6

JUNIOR DC SERIES BATTERY CONTROLLERS

JRDC-1	1 Station Battery Operated Controller	1
JRDC-4	4 Station Battery Operated Controller	1

MC-E PLUS SERIES - SOLID STATE MULTIPLE-PROGRAM COMMERCIAL CONTROLLERS

MC-4E	4 Station, Wall Mount, Fits P-2B Pedestal	1
MC-6E	6 Station, Wall Mount, Fits P-2B Pedestal	1
MC-8E	8 Station, Wall Mount, Fits P-2B Pedestal	1
MC-12E	12 Station, Wall Mount, Fits P-2B Pedestal	1
MC-18E	18 Station, Wall Mount, Fits P-6B Pedestal	1
MC-24E	24 Station, Wall Mount, Fits P-6B Pedestal	1
MC-30E	30 Station, Wall Mount, Fits P-6B Pedestal	1
MC-36E	36 Station, Wall Mount, Fits P-6B Pedestal	1
MC-42E	42 Station, Wall Mount, Fits P-6B Pedestal	1
MC-48E	48 Station, Wall Mount, Fits P-6B Pedestal	1

IRRITROL

			Carton Qty
Part #	Description		
IBOC PLUS SERIES - BATTERY OPERATED COMMERCIAL CONTROLLERS			
	IBOC-4PLUS	4 Station, Fits P-2B Pedestal	1
	IBOC-8PLUS	8 Station, Fits P-2B Pedestal	1
	IBOC-12PLUS	12 Station, Fits P-2B Pedestal	1
SOLAR POWER CONVERTER			
	SPC-2	Solar Power Converter Kit for IBOC & IBOC+ Controllers	1
DC LATCHING SOLENOID			
	DCL	DC Latching Solenoid (2-piece, encapsulated)	1
CONTROLLER PEDESTALS			
	P-2B	Standard Pedestal for MC Plus -4, -6, -8, & -12, Dial -7, -11, & -16, and IBOC Plus -4, -8, & -12	1
	P-6B	Standard Pedestal for MC Plus -18, -24, -30, -36 & -42, Dial -18, -24 & -36, and for all IBOC Series Models	1
IBOC300 - BATTERY-POWERED VALVE - MOUNTED CONTROLLERS			
	IBOC300-9V	1 Station, Remote Controlled	10
	VA12	Adapter for Irritrol valve*	1
	VA15	Adapter for Rain Bird DV Valve	1
	BAT9VDC	Case for 9V, Less Battery	1
	* Included with IBOC300 and sold separately.		
RCP8 PLUS - REMOTE CONTROL PROGRAMMER FOR IBOC300			
	RCP8+	8 Independent Programs, No Limit to Valves Per Program	1
CMR - COMMERCIAL MAINTENANCE REMOTE CONTROL			
	CMR-KIT	Remote Kit for MC-E, KwikDial, Rain Dial (blue)	10
	CMR-ANT	Spare Antenna	1
	CMR-CC	Circular Connector/Cable/Bracket	1
	CMR-CHG	AC Charger for Receiver	1
	CMR-RX	Receiver (Individual)	1
	CMR-TX	Transmitter (Individual)	1
PUMP START RELAY			
	SR-1	Pump Starter Relay w/Weather-Resistant Case	10
RAIN SENSOR			
	RS1000	Wireless Rain Sensor	1
	RFS1000	Wireless Rain/ Freeze Sensor	1
	RS500	Rain Sensor, hard-wired w/25' cord	1
	RAIN SENSOR PARTS		
	RS1000-RX	Rain Receiver Only	1
	RFS1000-RX	Rain/ Freeze Receiver Only	1
	RSCAP	Cap/Disc/Spindle Assembly	1
	RSBATT-TX	Battery Pack	1

WEATHERMATIC

	Part #	Description	Carton Qty
--	--------	-------------	------------

SPRAY HEADS



LX SERIES - POP-UP SPRAY HEADS (LESS NOZZLE)

LX3	3" Plastic	50
LX4	4" Plastic	50
LX6	6" Plastic	50
LX12	12" Plastic	50

LX SERIES - POP-UP SPRAY HEADS (W/ CHECK VALVE)

LX4-CV	LX4 w/Check Valve	50
LX6-CV	LX6 w/Check Valve	50
LX12-CV	LX12 w/Check Valve	50

LX SERIES - POP-UP SPRAY HEADS (W/ ADJUSTABLE ARC NOZZLE)

LX4-8A	8' ft Adjustable Arc Nozzle (Factory Installed)	50
LX4-10A	10' ft Adjustable Arc Nozzle (Factory Installed)	50
LX4-12A	12' ft Adjustable Arc Nozzle (Factory Installed)	50
LX4-15A	15' ft Adjustable Arc Nozzle (Factory Installed)	50
LX4-17A	17' ft Adjustable Arc Nozzle (Factory Installed)	50

LX SERIES - SPRAY HEAD ACCESSORIES

LX-EXT	LX Shrub 6" Riser Extension	50
--------	-----------------------------	----

LX MPR NOZZLES

8' SERIES

8Q	Quarter	25
8T	Third	25
8H	Half	25
8F	Full	25



10' SERIES

10Q	Quarter	25
10T	Third	25
10H	Half	25
10F	Full	25

12' SERIES

12Q	Quarter	25
12T	Third	25
12H	Half	25
12TT	Two Thirds	25
12TQ	Three Quarters	25
12F	Full	25



15' SERIES

15Q	Quarter	25
15T	Third	25
15H	Half	25
15TT	Two Thirds	25
15TQ	Three Quarters	25
15F	Full	25

STRIP SERIES

15EST	End 4' x 15'	25
15CST	Center 4' x 30'	25
15SST	Side 4' x 30'	25
9SST	Side 9' x 18'	25

STREAM BUBBLER SERIES







5FB	Full	25
5HB	Half	25
5QB	Quarter	25
5CST-B	Center	25








LX ADJUSTABLE ARC NOZZLES

E8A	8' to 10' Adjustable Arc Nozzle	25
E10A	10' to 12' Adjustable Arc Nozzle	25
E12A	12' to 15' Adjustable Arc Nozzle	25
E15A	14' to 17' Adjustable Arc Nozzle	25
E17A	16' to 19' Adjustable Arc Nozzle	25

WEATHERMATIC

Part #	Description	Carton Qty
ADAPTERS AND SHRUB BODIES		
LXS	Shrub Adapter Plastic 1/2" Fits 5500/MPR Series Nozzles	25
72	Shrub Adapter Sweat Fits 5500/MPR Series Nozzles	50
73	Shrub Body Brass 1/2" FIPS Fits 5500/MPR Series Nozzles	50
92	Shrub Body Sweat Fits 100 Series Nozzles	50
93	Shrub Body Brass 1/2" FIPS Fits 100 Series Nozzles	50
901	Shrub Riser Extension	25
BED SPRAY HEAD		
105F	Full Circle Only	25
BUBBLERS		
	133 Bubbler, Adjustable With Knob (Plastic)	25
	102 Bubbler, Adjustable with Screw (Plastic)	25
	106-50 Bubbler/PC - Plastic .50 GPM	25
	106-100 Bubbler/PC - Plastic 1.0 GPM	25
ROTORS		
T3 - TURBO ROTARY SPRINKLER		
	T3 Part Circle (Adjustable)	20
	T3-36 Full Circle	20
	T3S Adjustable Arc Shrub Spray Rotor	20
	T3SS Part Circle (Adjustable Stainless Steel)	20
T35 - TURBO ROTARY SPRINKLER		
	T35 Part Circle (Adjustable)	20
	T35-36 Full Circle	20
	CT70 - COMMERCIAL TURBO ROTARY SPRINKLER	
	CT70 Adjustable Arc Rotary Sprinkler	20
	CT70-36 Full Circle Rotary Sprinkler	20
CONTROLLERS		
SMARTLINE SERIES		
	SL800 4 Zones Base Model, Expandable to 8 Zones, (Outdoor Control)	1
	SL1600 4 Zones Base Model, Expandable to 16 Zones, (Outdoor Control)	1
	SL1620 20 Zone Model w/modules	1
	SL1624 24 Zone Model w/modules	1
	SL4800 12 Zone Base Model, Expandable to 48 Zones	1
	SLM2 2 Station Module for SL800	1
	SLM4 4 Station Module for SL1600, SL4800	1
	SLM12 12 Station Module for SL1600, SL1624	1
ON-SITE WEATHER MONITORS		
	SLW10 On-Site Weather Monitor	1
	SLW15 Wireless On-Site Weather Station	1
	SLW20 Commercial On-Site Weather Monitor	1
	SLC100 100' Communication Cable extension and splice kits	1
	SLC1000S 1000' Communication Cable extension and splice kits	1
SMARTWIRE 2-WIRE SYSTEM		
	SLM48DM 48 Zone 2-Wire Programming Module	1
	SLDEC1 Single Zone Decoder with Surge Suppression	1
	SLDEC2 2 Zone Decoder with Surge Suppression	1
	SLDEC4 4 Zone Decoder with Surge Suppression	1
	SLGDT Lightning Arrestor for Surge Suppression	1
PEDESTALS		
	SLPED-ENC Stainless Steel Pedestal Enclosure	1
	SLPED-1600 Stainless Steel Pedestal Enclosure for SL1600	1
	SLPED-4800 Stainless Steel Pedestal Enclosure for SL4800	1

WEATHERMATIC

Part #	Description	Carton Qty
VALVES		
N-100 SERIES - NITRO REMOTE CONTROL VALVE		
 N-100-H	1" FIP	20
N-100F-H	1" FIP w/Flow	20
N-100S-H	1" Slip x Slip	20
N-100SF-H	1" Slip x Slip w/Flow	20
N-100MB-H	1" Male x Barb	20
N-100MBF-H	1" Male x Barb w/Flow	20
12000 SERIES - SILVER BULLET REMOTE CONTROL VALVE		
 12024E-10-H	1" 24VAC	24
12024EF-10-H	1" 24VAC (Flow Control)	24
12024EF-15-H	1-1/2" 24VAC	25
12024EF-20-H	2" 24 VAC	26
21000CR SERIES - BLACK BULLET REMOTE CONTROL VALVE		
 21024E-10D-H	1" 24 VAC	24
21024E-15D-H	1-1/2" 24 VAC	12
21024E-20D-H	2" 24 VAC	8
11000CR SERIES - BLACK MAX (PLASTIC - CONTAMINATION RESISTANT VALVES)		
 11024FCR-10D	1" 24 VAC	24
11024FCR-15D	1-1/2" 24 VAC	12
11024FCR-20D	2" 24 VAC	8
8200CR SERIES - BRASS BULLET (CONTAMINATION RESISTANT VALVE)		
 8200CR-10D	1" 24 VAC	12
8200CR-12D	1-1/4" 24 VAC	12
8200CR-15D	1-1/2" 24 VAC	12
8200CR-20D	2" 24 VAC	6
8200CR-25D	2-1/2" 24 VAC	1
8200CR-30D	3" 24 VAC	1
OPTIONS FOR 8200cr & 11000CR & 21000CR SERIES VALVES (FACTORY INSTALLED)		
XPR	Pressure Regulator Equipped	1
VALVE ACCESSORIES		
PRK-24	Pressure Regulating Kit (Not for use on 12000 Series)	1
PRG-24	Pressure Regulating Gauge Assy (For use on XPR & PRK24)	1
906	Valve Cap	25
906L	Valve Cap , Locking (Key not included, order RLK-1)	25
907A	Valve Key 33"	12
907B	Valve Key 60"	12
910	Automatic Drain Valve (Brass)	50
WC-14	Waterproof Connector	50
WC-18	Waterproof Connector	50

HUNTER

Carton
Qty

Part # Description

SPRAY HEADS

Hunter

MP ROTATOR

MP1000 Female Threaded

MP100090	Adjustable Radius 8' - 15', Adjustable Arc 90 - 210 Degree (Maroon)	10
MP1000210	Adjustable Radius 8' - 15', Adjustable Arc 210 - 270 Degree (Light Blue)	10
MP1000360	Adjustable Radius 8' - 15', Adjustable Arc 360 Degree (Olive)	10



MP2000 Female Threaded

MP200090	Adjustable Radius 13' - 21', Adjustable Arc 90 - 210 Degree (Black)	10
MP2000360	Adjustable Radius 13' - 21', Adjustable Arc 360 Degree (Red)	10

MP3000 Female Threaded

MP300090	Adjustable Radius 22 - 30', Adjustable Arc 90 - 210 Degree (Blue)	10
MP3000210	Adjustable Radius 22 - 30', Adjustable Arc 210 - 270 Degree (Yellow)	10
MP3000360	Adjustable Radius 22 - 30', Adjustable Arc 360 Degree (Gray)	10

MP1000HT Male Threaded

MP1000HT90	Adjustable Radius 8' - 15', Adjustable Arc 90 - 210 Degree (Maroon)	10
MP1000HT360	Adjustable Radius 8' - 15', Adjustable Arc 360 Degree (Olive)	10

MP2000HT Male Threaded

MP2000HT90	Adjustable Radius 13' - 21', Adjustable Arc 90 - 210 Degree (Black)	10
MP2000HT210	Adjustable Radius 13' - 21', Adjustable Arc 210 - 270 Degree (Green)	10
MP2000HT360	Adjustable Radius 13' - 21', Adjustable Arc 360 Degree (Red)	10



MP3000HT Male Threaded

MP3000HT90	Adjustable Radius 22 - 30', Adjustable Arc 90 - 210 Degree (Blue)	10
MP3000HT210	Adjustable Radius 22 - 30', Adjustable Arc 210 - 270 Degree (Yellow)	10
MP3000HT360	Adjustable Radius 22 - 30', Adjustable Arc 360 Degree (Gray)	10

MP CORNER Female Threaded

MPCORNER	Adjustable Radius 12' - 15, 45 - 105 Degree (Turquoise)	10
----------	---	----

MP STRIP Female Threaded

MPLCS515	MP Left Corner, 5' x 15' (Ivory)	10
MPRCS515	MP Right Corner, 5' x 15' (Copper)	10
MPSS530	MP Side Strip, 5' x 30' (Brown)	10

MP CORNER Male Threaded

MPCORNERHT	Adjustable Radius 8' - 15, 45 - 105 Degree (Turquoise)	10
------------	--	----

MP STRIP Male Threaded

MPLCSHT515	MP Left Corner, 5' x 15' (Ivory)	10
MPRCSHT515	MP Right Corner, 5' x 15' (Copper)	10
MPSSHT530	MP Side Strip, 5' x 30' (Brown)	10



HUNTER

Part #	Description	Carton Qty
MPR40 SERIES		
MPR40-00	Shrub Sprinkler w/ 40 PSI Regulator	25
MPR40-04-CV	4" Pop-Up Sprinkler w/ 40 PSI Regulator & CV	50
MPR40-06-CV	6" Pop-Up Sprinkler w/ 40 PSI Regulator & CV	25
MPR40-12-CV	12" Pop-Up Sprinkler w/ 40 PSI Regulator & CV	25
PS SERIES		
PS 4" Pop-up Sprinkler		
PS-04-10A	4" Pop-Up Spray w/ 10' Radius, Adjustable Arc (1-360 Degrees)	100
PS-04-12A	4" Pop-Up Spray w/ 12' Radius, Adjustable Arc (1-360 Degrees)	100
PS-04-15A	4" Pop-Up Spray w/ 15' Radius, Adjustable Arc (1-360 Degrees)	100
PS-04-17A	4" Pop-Up Spray w/ 17' Radius, Adjustable Arc (1-360 Degrees)	100
PS ULTRA SERIES		
PS ULTRA 2" Pop-up Sprinkler		
PSU-02	2" Pop-Up Spray w/ Flush Plug	100
PSU-02-10A	2" Pop-Up Spray w/ 10' Radius, Adjustable Arc (1-360 Degrees)	100
PSU-02-12A	2" Pop-Up Spray w/ 12' Radius, Adjustable Arc (1-360 Degrees)	100
PSU-02-15A	2" Pop-Up Spray w/ 15' Radius, Adjustable Arc (1-360 Degrees)	100
PSU-02-17A	2" Pop-Up Spray w/ 17' Radius, Adjustable Arc (1-360 Degrees)	100
PSU-02-5SS	2" Pop-Up Spray w/ 5' x 30' Side Strip	100
PS 4" Pop-up Sprinkler		
PSU-04	4" Pop-Up Spray w/ Flush Plug	100
PSU-04-10A	4" Pop-Up Spray w/ 10' Radius, Adjustable Arc (1-360 Degrees)	100
PSU-04-12A	4" Pop-Up Spray w/ 12' Radius, Adjustable Arc (1-360 Degrees)	100
PSU-04-15A	4" Pop-Up Spray w/ 15' Radius, Adjustable Arc (1-360 Degrees)	100
PSU-04-17A	4" Pop-Up Spray w/ 17' Radius, Adjustable Arc (1-360 Degrees)	100
PSU-04-5SS	4" Pop-Up Spray w/ 5' x 30' Side Strip	100
PS 6" Pop-up Sprinkler		
PSU-06	6" Pop-Up Spray w/ Flush Plug	100
PSU-06-10A	6" Pop-Up Spray w/ 10' Radius, Adjustable Arc (1-360 Degrees)	100
PSU-06-12A	6" Pop-Up Spray w/ 12' Radius, Adjustable Arc (1-360 Degrees)	100
PSU-06-15A	6" Pop-Up Spray w/ 15' Radius, Adjustable Arc (1-360 Degrees)	100
PSU-06-17A	6" Pop-Up Spray w/ 17' Radius, Adjustable Arc (1-360 Degrees)	100
SRS SERIES		
SRS-02	2" Pop-up Spray Body, Female Thread Nozzles	100
SRS-03	3" Pop-up Spray Body, Female Thread Nozzles	100
SRS-04	4" Pop-up Spray Body, Female Thread Nozzles	50
SRS-06	6" Pop-up Spray Body, Female Thread Nozzles	25
SRS-12	12" Pop-up Spray Body, Female Thread Nozzles	25
PRO-SPRAY SERIES		
PROS-00	Shrub Adapter, Fits onto 1/2" NPT Riser, Female Thread	25
PROS-02	2" Pop-up Spray Body, Female Thread Nozzles	50
PROS-03	3" Pop-up Spray Body, Female Thread Nozzles	50
PROS-04	4" Pop-up Spray Body, Female Thread Nozzles	50
PROS-06	6" Pop-up Spray Body, Female Thread Nozzles	25
PROS-12	12" Pop-up Spray Body, Female Thread Nozzles	25
PROS-06-NSI	6" Pop-up Spray Body, Female Thread Nozzles, No Side Inlet	25
PROS-12-NSI	12" Pop-up Spray Body, Female Thread Nozzles, No Side Inlet	25
PROS-04-CV	4" Pop-up Spray Body, w/ Check Valve, Female Thread Nozzles	50
PROS-06-CV	6" Pop-up Spray Body, w/ Check Valve, Female Thread Nozzles	25
PROS-12-CV	12" Pop-up Spray Body, w/ Check Valve, Female Thread Nozzles	25
INSTITUTIONAL SERIES		
INST-04	4" Pop-Up Spray w/ Pressure Regulator, Female Thread Nozzles	50
INST-06	6" Pop-Up Spray w/ Pressure Regulator, Female Thread Nozzles	25
INST-12	12" Pop-Up Spray w/ Pressure Regulator, Female Thread Nozzles	25

HUNTER

Part #	Description	Carton Qty
--------	-------------	------------

SPRAY NOZZLES

PRO-ADJUSTABLE NOZZLES



4-A	4' radius Adjustable Arc Nozzle (25-360 Degrees)	25
6-A	6' radius Adjustable Arc Nozzle (25-360 Degrees)	25
8-A	8' radius Adjustable Arc Nozzle (25-360 Degrees)	25
10-A	10' radius Adjustable Arc Nozzle (25-360 Degrees)	25
12-A	12' radius Adjustable Arc Nozzle (25-360 Degrees)	25
15-A	15' radius Adjustable Arc Nozzle (25-360 Degrees)	25
17-A	17' radius Adjustable Arc Nozzle (25-360 Degrees)	25

ADJUSTABLE ARC STREAM NOZZLES

S-8A	8' Adjustable Arc Stream Spray Nozzles	25
S-16A	16' Adjustable Arc Stream Spray Nozzles	25

PRO-SPRAY FIXED ARC NOZZLES



8Q	1/4 Circle 8' Radius Fixed Arc Nozzle	25
8H	1/2 Circle 8' Radius Fixed Arc Nozzle	25
8F	Full Circle 8' Radius Fixed Arc Nozzle	25
10Q	1/4 Circle 10' Radius Fixed Arc Nozzle	25
10H	1/2 Circle 10' Radius Fixed Arc Nozzle	25
10F	Full Circle 10' Radius Fixed Arc Nozzle	25
12Q	1/4 Circle 12' Radius Fixed Arc Nozzle	25
12H	1/2 Circle 12' Radius Fixed Arc Nozzle	25
12F	Full Circle 12' Radius Fixed Arc Nozzle	25



15Q	1/4 Circle 15' Radius Fixed Arc Nozzle	25
15H	1/2 Circle 15' Radius Fixed Arc Nozzle	25
15F	Full Circle 15' Radius Fixed Arc Nozzle	25
17Q	1/4 Circle 17' Radius Fixed Arc Nozzle	25
17H	1/2 Circle 17' Radius Fixed Arc Nozzle	25

SHORT RADIUS FIXED ARC NOZZLES



2Q	1/4 Circle 2' Radius Fixed Arc Nozzle	25
2H	1/2 Circle 2' Radius Fixed Arc Nozzle	25
4Q	1/4 Circle 4' Radius Fixed Arc Nozzle	25
4H	1/2 Circle 4' Radius Fixed Arc Nozzle	25
6Q	1/4 Circle 6' Radius Fixed Arc Nozzle	25
6H	1/2 Circle 6' Radius Fixed Arc Nozzle	25

SPECIALTY SPRAY PATTERN NOZZLES



CS-530	5' x 30' Center Strip Nozzle	25
ES-515	5' x 15' End Strip Nozzle	25
SS-530	5' x 30' Side Strip Nozzle	25
LCS-515	5' x 15' Corner Strip Nozzle, Left	25
RCS-515	5' x 15' Corner Strip Nozzle, Right	25
SS-918	9' x 18' Side Strip Nozzle	25

MS Pressure Compensating Micro-Spray Nozzles

MS-Q	Pressure Compensating Micro-Spray Nozzle, 4' Radius 0.13 GPM	25
MS-H	Pressure Compensating Micro-Spray Nozzle, 4' Radius 0.25 GPM	25
MS-F	Pressure Compensating Micro-Spray Nozzle, 4' Radius 0.50 GPM	25

HUNTER

Part #	Description	Carton Qty
--------	-------------	------------

ROTORS

PGJ SERIES



PGJ Shrub Sprinkler

PGJ-00 Shrub Body, Adjustable Arc, No Check Valve

25

PGJ 4" Pop-up Sprinkler

PGJ-04 4" Adjustable Arc, No Check Valve

25

PGJ 6" Pop-up Sprinkler

PGJ-06 6" Adjustable Arc, No Check Valve

25

PGJ 12" Pop-up Sprinkler

PGJ-12 12" Adjustable Arc, No Check Valve

12



SRM SERIES

SRM-04 4" Adjustable Arc, No Check Valve

25

PGP ULTRA SERIES

PGP ULTRA Shrub Sprinkler

PGP-00 Adjustable Arc, No Check Valve

20

PGP ULTRA 4" Pop-up Sprinkler

PGP-04 Adjustable Arc, No Check Valve

20

PGP ULTRA 12" Pop-up Sprinkler

PGP-12-CV Adjustable Arc, w/ Check Valve

12



PGP SERIES

PGP 4" Pop-up Sprinkler

PGP-ADJ Adjustable Arc, No Check Valve, Red Nozzle Set

20

PGP-ADJ-B Adjustable Arc, No Check Valve, Blue Nozzle Set

20

PGP-ATR Impact Replacement Kit

PGP-ATR Impact Replacement Gear Drive, w/ Nozzle Set, No. 7 Nozzle
Factory-Installed, Bucket Cover Ring & Adjustment Tool

12

H42064

Wrench to Remove Impact Internal for Installation to PGP-ATR

1



I-20 SERIES

I-20 Shrub Sprinkler

I-20-00 Adjustable Arc, w/ Check Valve

20

I-20 4" Pop-up Sprinkler

I-20-04-NCV Adjustable Arc, w/ Plastic Riser, No Check Valve

20

I-20-04 Adjustable Arc, w/ Plastic Riser, w/ Check Valve

20

I-20-04-SS-NCV Adjustable Arc, w/ Stainless Steel Riser & No Check Valve

20

I-20-04-SS Adjustable Arc, w/ Stainless Steel Riser & Check Valve

20

I-20 6" Pop-up Sprinkler

I-20-06 Adjustable Arc, w/ Plastic Riser, w/ Check Valve

20

I-20-06-SS Adjustable Arc, w/ Stainless Steel Riser & Check Valve

20



I-20 12" Pop-up Sprinkler

I-20-12 Adjustable Arc, w/ Plastic Riser, w/ Check Valve

20

HUNTER

Part #	Description	Carton Qty
I-25 SERIES		
I-25 4" Pop-Up (with 1" inlet)		
I-25-04	Adjustable Arc, w/ Plastic Riser, w/ Check Valve	12
I-25-04-SS	Adjustable Arc, w/ Stainless Steel Riser & Check Valve	12
I-25 HIGH SPEED 4" Pop-Up (with 1" inlet)		
I-25-04-SS-HS	High Speed, Adjustable Arc, w/ Stainless Steel Riser & Check Valve	12
I-25 6" Pop-Up (with 1" inlet)		
I-25-06	Adjustable Arc, w/ Plastic Riser, w/ Check Valve	12
I-25-06-SS	Adjustable Arc, w/ Stainless Steel Riser & Check Valve	12
I-25 HIGH SPEED 6" Pop-Up (with 1" inlet)		
I-25-06-SS-HS	High Speed, Adjustable Arc, w/ Stainless Steel Riser & Check Valve	12
I-35 SERIES		
I-35 6" Pop-Up (with 1" inlet)		
I-35-06	Adjustable Arc, w/ Plastic Riser, w/ Check Valve	12
I-35-06-SS	Adjustable Arc, w/ Stainless Steel Riser & Check Valve	12
I-35 HIGH SPEED 6" Pop-Up (with 1" inlet)		
I-35-06-SS-HS	High Speed, Adjustable Arc, w/ Stainless Steel Riser & Check Valve	12
I-40 SERIES		
I-40 4" Pop-Up (with 1" inlet)		
I-40-04-SS	Adjustable Arc, w/ Stainless Steel Riser & Check Valve	12
I-40-04-SS-ON	Full Circle w/ Opposing Nozzles, w/ SS Riser & Check Valve	12
I-40 HIGH SPEED 4" Pop-Up (with 1" inlet)		
I-40-04-SS-HS	High Speed, Adjustable Arc, w/ Stainless Steel Riser & Check Valve	12
I-40 6" Pop-Up (with 1" inlet)		
I-40-06-SS	Adjustable Arc, w/ Stainless Steel Riser & Check Valve	12
I-40-06-SS-ON	Full Circle w/ Opposing Nozzles, w/ SS Riser & Check Valve	12
I-40 HIGH SPEED 6" Pop-Up (with 1" inlet)		
I-40-06-SS-HS	High Speed, Adjustable Arc, w/ SS Riser & Check Valve	12
I-60 SERIES		
I-60-ADS	Adjustable Arc, Low Pressure, Low Gallonage Large Area Rotor w/ Precision Distribution Control, W/ Check Valve & SS Riser	12
I-60-36S	Full Circle, Low Pressure, Low Gallonage Large Area Rotor w/ Precision Distribution Control, W/ Check Valve & SS Riser	12
I-90 SERIES		
I-90 3" Large Area Pop-Up (with 1-1/2" inlet)		
I-90-ADV	Adjustable Arc, w/ Check Valve	6
I-90-36V	Full Circle, w/ Check Valve	6



HUNTER

Carton
Qty

Part # Description

VALVES

SRV Residential Valves



SRV-100G	1" Plastic Globe Valve, w/o Flow Control, Female NPT Inlet & Outlet	20
SRV-100G-S	1" Plastic Globe Valve, w/o Flow Control, Female Slip Inlet & Outlet	20
SRV-101G	1" Plastic Globe Valve, w/ Flow Control, Female NPT Inlet & Outlet	20
SRV-101G-S	1" Plastic Globe Valve, w/ Flow Control, Female Slip Inlet & Outlet	20
458200	DC Latching Solenoid for all Plastic Valves	1

PGV Professional Grade Valves

PGV-100G	1" Plastic Globe Valve, w/o Flow Control, Female NPT Inlet & Outlet	20
PGV-100MB	1" Plastic Globe Valve, w/o Flow Control, Male X Barb	20
PGV-100MM	1" Plastic Globe Valve, w/o Flow Control, Male NPT Inlet & Outlet	20
PGV-100G-S	1" Plastic Globe Valve, w/o Flow Control, Slip inlet & Outlet	20
PGV-101G	1" Plastic Globe Valve, w/ Flow Control, Female NPT Inlet & Outlet	20
PGV-101MB	1" Plastic Globe Valve, w/ Flow Control, Male x Barb	20
PGV-101MM	1" Plastic Globe Valve, w/ Flow Control, Male NPT Inlet & Outlet	20
PGV-101G-S	1" Plastic Globe Valve, w/ Flow Control, Slip Inlet & Outlet	20
PGV-100A	1" Plastic Angle Valve, w/o Flow Control, Female NPT Inlet & Outlet	20
PGV-101A	1" Plastic Angle Valve, w/ Flow Control, Female NPT Inlet & Outlet	20
PGV-151	1-1/2" Plastic Combination Globe/ Angle Valve, w/ Flow Control NPT Inlets	20
PGV-201	2" Plastic Combination Globe/ Angle Valve, w/ FC NPT Inlets	20
ACCU-SET	Pressure Regulator Option	20

PGV Jar-Top Valves



PGV-100-JTMB-075	1" Plastic Jar-Top Valve, w/o Flow Control Male x 3/4" Barb	20
PGV-101-JTMB-075	1" Plastic Jar-Top Valve, w/ Flow Control Male x 3/4" Barb	20
PGV-100-JTG	1" Plastic Jar-Top Valve, w/o Flow Control Female NPT	20
PGV-101-JTG	1" Plastic Jar-Top Valve, w/ Flow Control Female NPT	20
PGV-100-JTMB	1" Plastic Jar-Top Valve, w/o Flow Control Male x 1" Barb	20
PGV-101-JTMB	1" Plastic Jar-Top Valve, w/ Flow Control Male x 1" Barb	20
PGV-100-JTGS	1" Plastic Jar-Top Valve, w/o Flow Control Female Slip	20
PGV-101-JTGS	1" Plastic Jar-Top Valve, w/ Flow Control Female Slip	20
PGV-100-JTMB-125	1" Plastic Jar-Top Valve, w/o Flow Control Male x 1-1/4" Barb	20
PGV-101-JTMB-125	1" Plastic Jar-Top Valve, w/ Flow Control Male x 1-1/4" Barb	20
PGV-100-JTMM	1" Plastic Jar-Top Valve, w/o Flow Control Male NPT	20
PGV-101-JTMM	1" Plastic Jar-Top Valve, w/ Flow Control Male NPT	20

HPV Plastic Valves

HPV-100G	1" Plastic Globe Valve, w/o Flow Control, Female NPT Inlet & Outlet	20
HPV-100G-S	1" Plastic Globe Valve, w/o Flow Control, Female Slip Inlet & Outlet	20
HPV-101G	1" Plastic Globe Valve, w/ Flow Control, Female NPT Inlet & Outlet	20
HPV-101G-S	1" Plastic Globe Valve, w/ Flow Control, Female Slip Inlet & Outlet	20
HPV-100A	1" Plastic Angle Valve, w/o Flow Control, Female NPT Inlet & Outlet	25
HPV-101A	1" Plastic Angle Valve, w/ Flow Control, Female NPT Inlet & Outlet	25

IVC Institutional Commercial Valves



ICV-101G	1" Glass-Filled Nylon, 220 PSI Globe Valve, w/ Flow Control	12
ICV-101G-FS	1" Glass-Filled Nylon, 220 PSI Globe Valve, w/ Flow Control & Filter Sentry Option	12
ICV-151G	1-1/2" Glass-Filled Nylon, 220 PSI Globe Valve, w/ Flow Control	8
ICV-151G-FS	1-1/2" Glass-Filled Nylon, 220 PSI Globe Valve, w/ Flow Control & Filter Sentry Option	8
ICV-201G	2" Glass-Filled Nylon, 220 PSI Globe Valve, w/ Flow Control	8
ICV-201G-FS	2" Glass-Filled Nylon, 220 PSI Globe Valve, w/ Flow Control & Filter Sentry Option	8
ICV-301G	3" Glass-Filled Nylon, 220 PSI Globe Valve, w/ Flow Control	1
ICV-301G-FS	3" Glass-Filled Nylon, 220 PSI Globe Valve, w/ Flow Control & Filter Sentry Option	1

HCV Check Valves



HC-50F-50F	1/2" Female NPT Inlet & 1/2" Female Outlet	40
HC-50F-50M	1/2" Female NPT Inlet & 1/2" Male Outlet	40
HC-75F-75M	3/4" Female NPT Inlet & 3/4" Male Outlet	40

HUNTER

Part #	Description	Carton Qty
--------	-------------	------------

CONTROLLERS

SRC PLUS SERIES



SRC-600i	6 Station Indoor Mount, w/ Dial Programming	10
SRC-900i	9 Station Indoor Mount, w/ Dial Programming	10

XC SERIES



XC-200i	2 Station Indoor Mount, 120 VAC Plug-in Transformer	10
XC-400i	4 Station Indoor Mount, 120 VAC Plug-in Transformer	10
XC-400	4 Station Outdoor Mount, 120 VAC Internal Transformer	10
XC-600i	6 Station Indoor Mount, 120 VAC Plug-in Transformer	10
XC-600	6 Station Outdoor Mount, 120 VAC Internal Transformer	10
XC-800i	8 Station Indoor Mount, 120 VAC Plug-in Transformer	10
XC-800	8 Station Outdoor Mount, 120 VAC Internal Transformer	10

XC HYBRID BATTERY POWERED SERIES



XCH-400	4 Station Indoor / Outdoor Controller, Battery Powered	10
XCH-600	6 Station Indoor / Outdoor Controller, Battery Powered	10
XCH-800	8 Station Indoor / Outdoor Controller, Battery Powered	10
XCH-1200	12 Station Indoor / Outdoor Controller, Battery Powered	10
458200	DC Latching Solenoid for all Hunter Plastic Valves	1

PRO-C SERIES



PC-300i	3 Station Indoor Mount Base Unit, Expandable to 15 Stations	8
PC-300	3 Station Outdoor Mount Base Unit, Expandable to 15 Stations	8
PCM-300	3 Station Module for Pro-C Controller	20
PCM-900	9 Station Module for Pro-C Controller, Expandable to 15 Stations	6

ICC SERIES



ICC-800PL	8 Station Outdoor Plastic Cabinet Base Model, Expandable to 32 St.	1
ICC-800M	8 Station Metal Cabinet Base Model, Expandable to 48 Stations	1
ICC-800SS	8 Station Stainless Steel Cabinet Base Model, Expandable to 48 St.	1
ICC-800PP	8 Station Plastic Pedestal Base Model, Expandable to 48 Stations	1
ICM-800	8 Station Module, for Adding Stations to Base Controller	1
ICM-400	4 Station Module, for Adding Stations to Base Controller	1
ICC-PED	Pedestal for ICC Series w/ Medal Cabinet	1
ICC-PED-SS	Pedestal for ICC Series w/ Stainless Steel Cabinet	1
ICC-PWB	Pedestal Wiring Board up to 24 Stations w/ Surge Protection	1

ICC-SAT SERIES



ICC-800-SAT-SI-HW	8 Station Plastic Pedestal, IMMS Interface Unit expandable to 48 St. Hardwire, 120 Volt	1
ICC-800-SAT-SI-MOD	9 Station Plastic Pedestal, IMMS Interface Unit expandable to 48 St. Phone Modem, 120 Volt	1
ICC-800-SAT-CI-HW	8 Station Plastic Pedestal, IMMS Controller Interface Unit 48 Stations Capacity, Hardwire, 120 Volt	1
ICC-800PP	8 Station Plastic Pedestal Base Model, expandable to 48 Stations	1

ACC SERIES



ACC-1200	12 Station Base Metal Cabinet, expandable to 42 Stations	1
ACC-1200-PP	13 Station Base Plastic Pedestal, expandable to 42 Stations	1
ACM-600	6 Station Module to add Stations to any ACC	1
AGM-600	7 Station Module w/ Heavy Duty Surge Protection	1
ACC-PED	Metal Pedestal for use w/ I-CORE & ACC Controllers	1
HFS	Flow Sensor	1

HUNTER

Carton
Qty

Part # Description

ACC 2-WIRE DECODER SERIES



ACC-99D	ACC Controller for 2-Wire Decoder System	1
ACC-99D-PP	ACC Plastic Pedestal Decoder Controller, 99 Station Capacity	1
ACC-PED	Metal Pedestal for use w/ I-CORE & ACC Controllers	1
ICD-100	1-Station Decoder for use w/ any ACC Decoder Controller	1
ICD-200	2-Station Decoder for use w/ any ACC Decoder Controller	1
ICD-400	4-Station Decoder for use w/ any ACC Decoder Controller	1
ICD-600	6-Station Decoder for use w/ any ACC Decoder Controller	1
ICD-SEN	Sensor Decoder for use w/ any ACC Decoder Controller	1
ADM-99	ACC Decoder Module Only	1



ICD-HP HANDHELD DECODER PROGRAMMER FOR ICD DECODERS

ICD-HP	Handheld Decoder Programmer for ICD Decoders	1
--------	--	---

SMART VALVE CONTROLLER: BATTERY OPERATED CONTROLLER



SVC-100	Single-Station Battery Operated Controller w/ Solenoid	1
SVC-100-VALVE	Single-Station Controller on PGV-101G NPT Valve	1
SVC-400	4-Station Battery Operated Controller w/o Solenoid	1
458200	DC Latching Solenoid for all Hunter PL Valves Normally-Open	1

ICR COMMERCIAL REMOTE CONTROL SERIES



ICR-KIT	Complete Remote Kit, Transmitter, Receiver, Harness & Carrying Case Works w/ all Hunter SRC, Pro-C, & ICC Controllers	1
ICR-R	ICR Remote Receiver Only	1
ICR-TR	ICR Remote Transmitter Only	1

ROAM: RESIDENTIAL REMOTE CONTROL SERIES



ROAM-KIT	Complete Kit, Transmitter, Receiver & Wiring Harness Compatible w/ all Hunter SRC, Pro-C, & ICC Controllers	1
ROAM-TR	Hand-Held Transmitter Only	1
ROAM-R	Receiver Unit Only	1
SRR-SCWH	Wiring Harness, 25' Shielded Cable	1

MINI-CLIK RAIN SENSORS



MINI-CLIK	Adjusts for rainfall of 1/8 to 1", includes 25' wire, aluminum mount	1
MINI-CLIK-NO	Adjusts for rainfall of 1/8 to 1", includes 25' wire, aluminum mount	1

RAIN-CLIK RAIN SENSORS



RAIN-CLIK	Rain Sensor w/ Quick Response System & Mounting Options	1
RAIN-CLIK-NO	Rain Sensor w/ Quick Response System & Mounting Options, Normally Open	1

WIRELESS RAIN-CLIK RAIN SENSORS



WRC	Wireless Rain Sensor w/ Quick Response System	1
WRFC	Wireless Rain/ Freeze Sensor	1
WRC-R	Wireless Rain-Clík Receiver	1
WRC-TR	Wireless Rain-Clík Transmitter	1

FREEZE-CLIK FREEZE SENSORS



FREEZE-CLIK	37 Degree Setpoint, 25' Wire, Screws 24VAC, 6 Amps	1
-------------	--	---

WIND-CLIK FREEZE SENSORS



WIND-CLIK	Adjustable Wind Control 12-35 mph Shut Down, 24 VAC, 5 Amps	1
-----------	---	---

SOLAR SYNC



SOLARSYNC	Weather based Controller Compatible w/ Pro-C, ICC & I-CORE	1
SOLARSYNCSEN	Solar Sync Sensor Only	1

ET SYSTEM



ET-SYSTEM	Weather Based Controller Compatible w/ SRC, Pro-C & ICC	1
ET-WIND	Optional Anemometer for ET System to Improve ET Accuracy	1
ETSSENSOR	ET Sensor Only	1

OUTDOOR LIGHTING

Part # Description

CAST OUTDOOR LIGHTING



IN GROUND WELL LIGHTS

CWLWFLLEAD	Well Light w/35w Par 36 WFL 25' #16-2 Lead no as-built
CWLWFLLEAD20W	Well Light w/20w Par 36 WFL 25' #16-2 Lead no as-built
CWLWFL	Well Light w/35w WFL 18' #16-2 Lead no as-built
CWLNOLAMP	Well Light with no lamp
CWLMR16	Well Light w/MR16 w/hex cell louver w/25' #12-2 w/ as-built
CWLMR16G	Well Light w/MR16 w/bronze gate w/25' #12-2 w/ as-built
CWLG1CB	Well Light Grate Flat fits CWL series
CWLR1CB	Well Light Convex Lens & Brass Ring CWL series
CWLGLENS	CAST Well Light lens for CWLG1CB

CAST TREE MOUNT MR16 DOWN LIGHT

CCTL1C	Copper Tree Light w/shroud MR16 w/35' #16-2 w/ as-built
--------	---

CAST GROUND STAKE MOUND DIRECTIONAL

CBL1CB	Bullet MR16 no lamp w/25' #16-2 w/ as-built 6" All Bronze
CBL5CB	Bullet MR16 no lamp w/25' #16-2 w/ as-built 6" Copper Shroud Bronze Body/Stake
CWW1CB	Wall Wash w/WBK 25W 25' #16-2 w/ as-built

CAST SPECIALTY LIGHTS

CNL1CB	Adjustable Niche Light w/SCB 20W 25' #18-2
CDL1CB	Hockey Puck Deck Light w/SCB 20W 25' #18-2
CDL2CB	Savannah Deck Light w/SCB 10W 25' #18-2
CEWL5CB	Engineered Wall Light WB T3 10W 25' #18-2
CMBEWL6	Copper Bracket to adapt CEWL5CB for Surface Mount includes Hardware

CAST PATH / AREA LIGHTS

CMU1CB	Small Mushroom Path/Area Light w/WBK 25W 25' #16-2
CMU2CB	Large Mushroom Path/Area Light w/WBK 25W 25' #16-2
CMU13CB	Small Mushroom Path/Area Light w/WBK 25W 25' #16-2 w/ 3" bronze mounting stem
CCH5CB	Mini China Hat Path/Area Light w/WBK 20W 25' #16-2
CCH1CB	Small China Hat Path/Area Light w/WBK 25W 25' #16-2
CCH2CB	Large China Hat Path/Area Light w/WBK 25W 25' #16-2
CCH13CB	Small China Hat Path/Area Light w/WBK 25W 25' #16-2 w/ 3" bronze mounting stem
CNO1CB	New Orleans Path/Area Light w/WBK 25W 25' #16-2
CSA1CB	Savannah Path/Area Light w/WBK 25W 25' #16-2
CBAL1CB	Bullet Area Light MR16 no lamp w/Spread Lens 25' #16-2

CAST MOUNTING HARDWARE

CFM1CB	Floor Mounting Canopy 1/2"
CMS1CB	Standard Fixture Mounting Stake All Bronze 8" x 1/2" NPS
CLMS1CB	Long Fixture Mounting Stake All Bronze 14" x 1/2" NPS
CHMS1CB	Heavy Duty Mounting Stake 2-1/2" PVC x 16" x 1/2"NPS
XCBPTMC1	Tree Mount Canopy Solid Bronze for CCTL1C
CTREEH24	Tree Mount SS Hanger Bolts 24 Contractor Pack With 3/8 Drive Socket
CTREEH1	Tree Mount SS Hanger Bolts 3 Nuts 6
XCBPTLTA	Tree Light Transition Adapter from Socket to MPT 1/2"
XCBPTMC2	Tree Mount Canopy Solid Bronze for CBL5CB

CAST AS BUILT SYSTEM RECORDING

CABFR	CAST Fixture Record Tag
CPUNCH	Hand Punch for Record Tag
CSTAMP	Metal Numbered Marketing Stamps Kit (0-9 & A-Z)

CAST MR16 SPREAD/GLARE LENSES AND FIXTURE ACCESSORIES

COSL	MR16 Optical Spread Lens & Retainer Ring
COLL	MR16 Optical Linear Spread Lens & Retainer Ring
COFL	MR16 Optical Frosted Lens & Retainer Ring
CXL1	MR16 Hex Cell Louver & Retainer Ring
COSL11	MR11 Optical Spread Lens
COLL11	MR11 Optical Linear Spread Lens
COFL11	MR11 Optical Frosted Lens
CXL2	MR11 Hex Cell Louver
CSPRS	Sprinkler Shield


OUTDOOR LIGHTING

Part #	Description
CAST SPIDER SPLICE WIRE JUNCTION BOXES	
CSS1	Spider Splice Box 2-1/2" x 6" w/2 King Black Blue 20 Amp.Wirenuts
CAST PHOTO CELLS & TIME CLOCKS	
CTPC	Plug In Photo Cell
CTTC	Manual Plug In Time Clock
CTRPC	Remote Photo Cell with 20' Lead Wire
CTDTC	Digital Time Clock
CTPCM	Photocell Control Module
CAST TRANSFORMERS	
CJ300PSMT	300W Journeyman 12,13,14,15 W/85 A Lugs & 120V Adj Switch PPC Steel
CJ600PSMT	600W Journeyman 12,13,14,15,W/85A Lugs & 120V Adj Switch PPC Steel
CJ900PSMT	900W Journeyman 12,13,14,15,W/85A Lugs & 120V Adj Switch PPC Steel
CJ300SSMT	300W Journeyman 12,13,14,15 W/85 A Lugs & 120V Adj Switch Stainless
CJ600SSMT	600W Journeyman 12,13,14,15,W/85A Lugs & 120V Adj Switch Stainless
CJ900SSMT	900W Journeyman 12,13,14,15,W/85A Lugs & 120V Adj Switch Stainless
CM900SSMT	900W Master Series 12,13,14,15,16,17,18, 125A Lugs Stainless
CM1200SSMT	1200W Master Series 12,13,14,15,16,17,18, 125A Lugs Stainless
CM1500SSMT	1500W Master Series 12,13,14,15,16,17,18, 125A Lugs Stainless
CP900SSMT	900W Power Pro Series 12,13,14,15,16,17,18,20,22 125A Lugs Stainless
CP1200SSMT	1200W Power Pro Series 12,13,14,15,16,17,18,20,22 125A lugs Stainless
CET75W	75W Low Voltage Mini Transformer 120v/11.6v/60hz/Flying Lead
CET150W	150W Low Voltage Mini Transformer 220v/11.6v/60hz/Flying Lead
CAST LAMPS	
MR16 Service Saver - 10,000 Avg Life	
CDMBC	Glass Covered MR16 10 Watt 36° Wide
CESXC	Glass Covered MR16 20Watt 12° Narrow
CBBFC	Glass Covered MR16 20Watt 24° Medium
CBABC	Glass Covered MR16 20Watt 36° Wide
CBAB60C	Glass Covered MR16 20Watt 60° X-Wide
CFRBC	Glass Covered MR16 35Watt 12° Narrow
CFRAC	Glass Covered MR16 35Watt 24° Medium
CFMWC	Glass Covered MR16 35Watt 36° Wide
CFMW60C	Glass Covered MR16 35Watt 60° X-Wide
CEXTC	Glass Covered MR16 50Watt 12° Narrow
CEXZC	Glass Covered MR16 50Watt 24° Medium
CEXNC	Glass Covered MR16 50Watt 36° Wide
CFNVC	Glass Covered MR16 50Watt 60° X-Wide
MR11 Service Saver - 10,000 Avg Life	
CMDBC	Glass Covered MR11 10 Watt 36° Wide
CFTBC	Glass Covered MR11 20 Watt 10° Narrow
CFTDC	Glass Covered MR11 20 Watt 30° Wide
CLTBC	Glass Covered MR11 20 Watt 50° Wide
CFTEC	Glass Covered MR11 35 Watt 10° Narrow
CFTFC	Glass Covered MR11 35 Watt 20° Medium
CFTHC	Glass Covered MR11 35 Watt 30° Wide
CJMBC	Glass Covered MR11 35 Watt 50° X-Wide
G4 Bi-Pin - 10,000 Avg Life for CCH5CB	
CJC10W	CAST G4 Bi-Pin 10 Watt 10K Hour Lamp
CJC20W	CAST G4 Bi-Pin 20 Watt 10K Hour Lamp
GE T-3 Wedge Base - 10,000 Avg Life for CDL1CB, CDL2CB, CEWL5CB, CEWL6CB, CNLICB	
CWB1210X	GE T-3 Wedge Base 10 Watt Lamp
GE T-5 Wedge Base - 10,000 Avg Life for CDL1CB, CDL2CB, CEWL5CB, CEWL6CB, CNLICB	
C912	GE T-5 Wedge Base 12 Watt Lamp
CWB921X	GE T-5 Wedge Base 18 Watt Lamp
Bayonet Mount Single Contact - 10,000 Avg Life	
CZH1210WSCB	Bayonet Base Single Contact Xenon Halogen 10W
CZH1220WSCB	Bayonet Base Single Contact Xenon Halogen 20W
S8 Wedge Base Krypton - 5,000 Avg Life	
C3156K	25 Watt Sylvania Krypton Wedge Base Lamp
Par36 Lamps	
P3635VNSP	Par 36 GE VNSP 35 Watt 5.5° Very Narrow
P3635NSP	Par 36 GE NSP 35 Watt 12° Narrow
P3650NSP	Par 36 GE NSP 50 Watt 12° Narrow
P364414	Par 36 GE WFL 18.5 Watt 36° Wide
P3635WFL	Par 36 GE WFL 35 Watt 36° Wide
P3625WFL	Par 36 GE WFL 25 Watt 36° Wide
P3620WFL	Par 36 GE WFL 20 Watt 36° Wide
P3650WFL	Par 36 GE WFL 50 Watt 36° Wide



OUTDOOR LIGHTING

Part #	Description
--------	-------------



CAST INSTALLATION TOOLS

CTOOLKIT	Contractor Tool Kit
CSPIN	Wire Spinner Turntable Wire Dispenser 400lb Capacity
CMETER	Digital Amp/Volt/Ohms Meter w/ Carrying Case
CMPAD	Wire labeling Pad Numbered 0-45, 10 pages
CMSTRIP1	Ideal Manual Wire Stripper Red Handle
CASTRIP1	Ideal Automatic Wire Stripper
CTESTTRANS	Transformer Test Stand
CTESTMR16	MR16 Voltage Testing Tool
CTESTS8	S8 Voltage Testing Tool
CTESTLUG	Transformer Installation Test Lug
C61335	CAST 20 Amp Waterproof Wire Nut
CLAMPO	MR16 Lamp Organizer Plastic (2 sided)
CWTT	Wire Trenching Tool

CAST PARTS

CAST Fixture Parts

CMU1TA	CAST Top for Small Mushroom (for CMU1CB)
CMU2TA	CAST Top for Large Mushroom (for CMU2CB)
CCH1TA	CAST Top for Small China Hat (for CCH1CB)
CCH2TA	CAST Top for Large China Hat (for CCH2CB)
CNOTA	CAST Top for New Orleans (for CNO1CB)
XCBPCH5TOP	Top for Mini China Hat
XCG11	Replacement Glass Tube for Mini China Hat
CSAA	CAST Small Area Stern Assembly 16"
CLAA	CAST Large Area Stern Assembly 18"
XCHMHS1	CAST MR-16 Reflective Alum Disc (for CBL1CB/CBAL1CB/CWLMR16)
XCHMHS2	CAST MR-16 Reflective Alum Disc (for CCTL1C)
XCBPSHROUD2A	Shroud, Lens & Lock Nut Assembly for CBL5CB
XCBPSABALL	Savannah Top Ball 3/8" Threaded
XCBPSTEM16	CAST 1/2" Copper Pie Stem 16"
XCBPSTEM18	CAST 1/2" Copper Pie Stem 18"
XCBPSTEM24	CAST 1/2" Copper Pie Stem 24"
XCBPSTEM36	1/2" Copper Pie Stem 36"
XCBPSTEM42	1/2" Copper Pie Stem 42"
XCBPSHROUDA1	Shroud Lenses & Thumb Screw for CBL1CB
XCTSA1	CCTL1C Tree Light Shroud Assy
XCBPNUCKA1	Knuckle Assembly for CAST CBL1
XCHBPGRA	CAST Stainless Steel Gimbal Ring for PAR 36 Well Lights
XCBPWL1	CAST Well Light Extrusion w/Angle Cut for PAR 36 Well Lights
XCBPWL2	CAST Well Light Extrusion w/Straight Cut for PAR 36 & NR-16 Well Lights
XCEW16225WLA	CAST Well Light #16-2, 25' Wire Assembly
XCEWEPS300316	3-16" Heat Shrink Tube 1" piece
XCEWEPS30038	3-8" Heat Shrink Tube 1" piece
XCEW710C12	MR16 Wire Management/High Temp Wire Insulation
XCG22	2.2" Convex Glass Lenses
XCG538	5-38" Lens for CWLR1CB
XCG14	MR11 Replacement Convex Lens for CBL5CB

CAST Fixture Parts

XCGDL	1/2 Moon Glass Lenses for CDL1CB
XCEWM14BCK	Non Insulated Seamless Butt Crimp #16 Gauge Wire
XCEWM10BCK	Non Insulated Seamless Butt Crimp #12 Gauge Wire
XCEWPCS	Small 16-14 Insulated Parallel Crimp Connection
XCEWPCL	Large 12-10 Insulated Parallel Crimp Connection
XCEHSPRING	Bullet Spring 1.36 x 3" Stainless Spring
XCEW52956	Blue 16-14 Fork Crimp Connector for Well Lights
XCHS1032316	Hex Head Set Screw 10-32 x 3/16 for CDL1CB
XCHS832325	Stainless Thumb Screw CBL1CB Shroud .325 Long
XCHS83250	Stainless Thumb Screw All Walkway Lights .50 Long
XCHS1024114	Hex Head Set Screw 10-24 x 1-1/4" CWLG1CB
XCHMKRING	Stainless Key Ring for Record Tag
XCORL1	O-Ring Lubricant (1 oz plastic container)
XCORAS568320	"O" Ring Bullet Knuckle Black CBL1CB
XCORAS568136	"O" Ring Bullet Shroud Black CBL1CB
XCORPTE1	Gasket Material for CWW1CB 1/16" x 1/8" (Sold per inch - Order 18"/Fixture)

OUTDOOR LIGHTING

Part #	Description
CAST Fixture Parts	
XCHMLRETAINER	Stainless Spread Lenses / Louver Retainer Clip
XCHS1420114	Stainless 1/4-20 x 1-1/4" Phillips Knuckle Screw CBL1CB
XCCBLR1	CBL1CB Socket Replacement Kit
XCESMR161	MR16 Socket 200C Teflon 6" Lead All MR16 Fixtures
XCESSCB1	Single Contact Bayonet Socket "L" Bracket CDL1CB
XCESSCB3	Single Contact Bayonet Socket "Z" Bracket CNL1CB
XCESSCB2	Single Contact Bayonet Socket w/ 1/8" MPT Thread
XCESS86	Wedge Base S6 Walkway 6" lead wire
XCESS821	Wedge Base S6 Walkway 21" lead wire
CAST Transformer Parts	
XCKOPB3	CJ300PSMT Bottom Knock Out Panel
XCKOPB6	CJ600 & 900PSMT Bottom Knock Out Panel
XCKOPS3	CJ300SSMT Bottom Knock Out Panel
XCKOPS6	CJ600PSMT Bottom Knock Out Panel
XCKOPM	Master Series Bottom Knock Out Panel
XCKOPP	Power Pro Bottom Knock Out Panel
XCTHILO	Hi_Low Switch Replacement
CNS1	CAST No-Surge Soft-Start Transformer Retrofit Kit
XCTRIPLIX	Surge Suppressor for all CAST Transformers
XCTRELAY2	Transformer Replacement Relay
XCTJUMP	Transformer Photocell Jumper Wire Assembly
XCTRECEP	Transformer Timer Receptacle
XCHS83250D	Transformer Front Door Screw
XCHS83250T	CAST Knockout Door Screw for Transformer drop down doors
XCEWTB1	Rail Mounted Terminal Block 125 Amp
XCEWCB8A	8 AMP Circuit Breaker (CM900SSMT)
XCEWCB10A	10 AMP Circuit Breaker (CM1200SSMT)
XCEWCB12A	12 AMP Circuit Breaker (CM1500SSMT)
XCEWCB25A	25 AMP Circuit Breaker (All Transformer Secondaries)

CAST DEMO & SALES KITS

CDK1	Demo Kit (Includes 20 fixtures)
CSK2	Marketing & Sales Kit



FINISHES



SHINY BROZE TO MAINTAIN THE ORIGINAL APPEARANCE

1. Cover nearby plant material with newspaper to protect them from the application.
2. Spray fixture with WD-40 and use a cloth to ensure complete coverage on all bronze surface areas.
3. This treatment will need to be repeated once a year to prevent darkening of the fixture.

DEEP BROWN WITH NO TREATMENT

If the fixtures are installed as-is, they will temporarily develop a fine white powdery surface. This will wash off over time. Over several months the finish will darken to a deep brown color, similar to the look of an old penny. This will occur at varying speeds depending on the pH level of the rain and sprinkler water and the overall air quality. After an extended period of time the natural bronze will slowly turn Verdi green and maintain that color for the life of the fixture.



VERDI GREEN TO SPEED UP THE VERDI PROCESS

- If the client wishes the fixture to appear Verdi green at the time of installation, you can speed up the process using the following treatment:
1. Cover nearby plants with newspaper to protect them from the application.
 2. Spray fixture with Windex to break the surface tension.
 3. Prepare a solution of 1/3 ammonia, 1/3 vinegar, and 1/3 salt water in a spray bottle.
 4. Lightly spray fixture with the above solution and allow to dry.
 5. Fixture will turn Verdi in 2-3 days.
 6. You may need 2-3 applications to achieve the desired result.

OUTDOOR LIGHTING

Part # Description


ALLIANCE OUTDOOR LIGHTING



COMMERCIAL GRADE PRODUCT

CGAL01 9" Area Light Hat, Heavy Brass, Frosted Cylindrical Lens, Aged Brass Collar
 CGAL02 8" Area Light Hat, Heavy Brass, Frosted Cylindrical Lens, Aged Brass Collar
 CGALSTEM 18" Area Light Stem, Brass, 20w Xelogen Lamp, 25' Wire Lead, Aged Brass Ground Stake Collar
 CGBL01 Bullet Light, Heavy Cast Brass, Convex Lens, 30w MR16 Lamp, 25' Wire Lead, Aged Brass Ground Stake Collar
 CGWL01 Well Light, Heavy Aged Brass Grate, Clear Convex Lens, 30w PAR 36 Lamp, PVC Can, Stainless Steel Lamp Retainer Rind, 25' Wire Lead

AREA LIGHTS



AL100 6.75" Area Light Hat, Brass, Frosted Cylindrical Lens
 AL150 6.25" Area Light Hat, Brass, Frosted Cylindrical Lens
 AL200 8.25" Area Light Hat, Umbrella, Brass, Frosted Cylindrical Lens
 AL300 6.25" Area Light Hat, Triangular Design, Brass, Frosted Cylindrical Lens
 AL400 7.5" Area Light Hat, Decorative Cut, Brass, Frosted Cylindrical Lens
 AL500 5" Area Light Hat, Brass, Frosted Cylindrical Lens
 AL550 3.55" Area Light Hat, Brass, Frosted Cylindrical Lens
 AL600 13" Area Light Hat, Brass, Frosted Cylindrical Lens
 ALSTEM12 12" Area Light Stem, Brass, 20w Xelogen Lamp, 25' Wire Lead and Stake
 ALSTEM 18" Area Light Stem, Brass, 20w Xelogen Lamp, 25' Wire Lead and Stake
 ALSTEM24 24" Area Light Stem, Brass, 20w Xelogen Lamp, 25' Wire Lead and Stake

BULLET LIGHTS



BL100 Bullet Light, Brass, Convex Lens, 35w MR16 Lamp, 25' Wire Lead and Stake
 BL200 Bullet Light, Cast Brass, Convex Lens, 35w MR16 Lamp, 25' Wire Lead and Stake
 BL300 Bullet Light, Cast Brass, Convex Lens, 35w PAR 36 Lamp, 25' Wire Lead and Stake

DOWN LIGHT

DL100 Down Light, Cast Brass, 35w MR16 Lamp, 25' Wire Lead, Aged Brass Mount Bracket



FLOOD LIGHT

FL100 Flood Light, Cast Brass, 20w Xelogen Lamp, 25' Wire Lead and Stake

PATH LIGHT

PL100 Path Light, Brass, 20w Xelogen Lamp, 25' Wire Lead and Stake



STEP LIGHT

SL100 Step Light, Brass, 20w Xelogen Lamp, 25' Wire Lead and Mounting Hardware

IN GROUND WELL LIGHTS



WL100 Well Light, 35w PAR 36 Lamp, PVC Can, Stainless Steel Lamp Retainer Rind, 25' Wire Lead, Plastic Debris Guard
 WL200 Well Light, 35w PAR 36 Lamp, PVC Can, Stainless Steel Lamp Retainer Rind, 25' Wire Lead, 2" Aged Brass Debris Guard, Clear Lens
 GL100 Well Light, Brass, 35w MR16 Lamp, Brass Housing, Angled Brass Shroud, Clear Convex Lens, 25' Wire Lead

FIXTURE ACCESSORIES



RISER12 12" Riser, Extension Accessory for Bullet Lights (Sold Packs of 10)
 RISER18 18" Riser, Extension Accessory for Bullet Lights (Sold Packs of 10)
 RMB Round Mounting Base, Aged Brass Finish

TRANSFORMERS



XF1200 1200 Watt Transformer w/ (4) Commons, (2) 12 Volt Taps, Latched Lockable Door, Taps from 12-22
 XF900 900 Watt Transformer w/ (4) Commons, (2) 12 Volt Taps, Latched Lockable Door, Taps from 12-20
 XF600 600 Watt Transformer w/ (4) Commons, Latched Lockable Door, Taps from 12-17

PHOTOCELL

PC Snap In Photocell adapted to fit the ALLIANCE XF Transformer Line

CONNECTION POINT




CS100 Connection Point, ABS cap, PVC tube, (2) Brass connectors and (2) pre-greased plastic caps (Sold in packs of 15)
 CS150 Connection Point Components, (2) Brass connectors and (2) pre-greased plastic caps (Sold in packs of 15)

OUTDOOR LIGHTING

Part # Description

PREMIER OUTDOOR LIGHTING



LANDSCAPE LIGHTS

AL-T3	Landscape Assess Light, 3000 hr 20W T-3 Quartz Lamp 36" lead, Heavy Brass, Natural Bronze Finish 10 ft x 12 ft Beam Spread at 4ft placement
DB-MR16	Landscape Directional Bullet Light, MR 16 20W Bulb Cast and Machined Brass Natural Bronze Finish 36" Lead
DB-MR16-L	Landscape Directional Bullet Light, MR 16 50W Bulb Cast and Machined Brass Natural Bronze Finish 36" Lead
MB-MR8	Landscape Directional Micro Bullet Light, 3000 hr MR8 20W Lamp Cast and Machined Brass Natural Bronze Finish 36" Lead
PL-T3	Landscape Assess Light, 3000 hr 20W T-3 Quartz Lamp 36" lead, Heavy Brass, Natural Bronze Finish 4.25" Hat
PL-T3-L	Landscape Assess Light, 3000 hr 20W T-3 Quartz Lamp 36" lead, Heavy Brass, Natural Bronze Finish 6.5" Hat
DL-T3	Eyebrow Step & Deck Accent Light, 20W T3 Quartz Lamp 36" Lead

LANDSCAPE LIGHTS PARTS

3600S	Shroud for Up Light
BM001	Flush Mount Brass Base w/ Bronze Finish

WELL LIGHTS

3625N	Landscaping well light w/25 ft lead w/ 36W Par 36 Bulb
3618N	Landscaping well light w/18" ft lead w/ 36W Par 36 Bulb
3600L	Landscape uplight clear cover
3636B	35W 32 Degree Par 36 bulb

LAMPS

MR16/35	MR16 35 Watt 36 Degree Halogen Lamp
MR16/50	MR16 50 Watt 36 Degree Halogen Lamp
MR8/20	MR8 20 Watt Wide Spread Halogen Lamp
T3/20	BI-PIN G-4 20 Watt Halogen Lamp
T3/35	BI-PIN G-4 35 Watt Halogen Lamp

TRANSFORMERS & ACCESSORIES

T600MB	Transformer - 600 Watt 12-15 Volt Multi-Tap Black
T600MS	Transformer - 600 Watt 12-15 Volt Multi-Tap Stainless Steel
T900MB	Transformer - 900 Watt 12-15 Volt Multi-Tap Black
T900MS	Transformer - 900 Watt 12-15 Volt Multi-Tap Stainless Steel
T1200MS	Transformer - 1200 Watt 12-15 Volt Multi-Tap Stainless Steel
MT-7	Mechanical Timer
PC-01	Transformer Mount Photocell w/ Plug

KICHLER OUTDOOR LIGHTING



Please Call Your Century Representative for Pricing.

OUTDOOR LIGHTING

Part # Description

SEASONAL SOURCE HOLIDAY LIGHTING

COMMERCIAL GRADE LED LIGHT STRANDS



RASPBERRY SIZE G12 25L SERIES W/O ADAPTER 9' LENGTH

C34302RY	G12, 25L Light Set - 20 Gauge Wire Red 4" Spacing
C34304RY	G12, 25L Light Set - 20 Gauge Wire Gold 4" Spacing
C34307RY	G12, 25L Light Set - 20 Gauge Wire Orange 4" Spacing
C34311RY	G12, 25L Light Set - 20 Gauge Wire Blue 4" Spacing
C34361RY	G12, 25L Light Set - 20 Gauge Wire Pink 4" Spacing
C34312RY	G12, 25L Light Set - 20 Gauge Wire Purple 4" Spacing
C34313RY	G12, 25L Light Set - 20 Gauge Wire Pure White 4" Spacing
C34393RY	G12, 25L Light Set - 20 Gauge Wire Warm White 4" Spacing
C34314RY	G12, 25L Light Set - 20 Gauge Wire Green 4" Spacing
C34317RY	G12, 25L Light Set - 20 Gauge Wire 5-Multi 4" Spacing

CONICAL 5MM 25L SERIES W/O ADAPTOR 9' LENGTH



C45302RY	5MM, 25L Light Set - 20 Gauge Wire Red 4" Spacing
C45304RY	5MM, 25L Light Set - 20 Gauge Wire Gold 4" Spacing
C45307RY	5MM, 25L Light Set - 20 Gauge Wire Orange 4" Spacing
C45311RY	5MM, 25L Light Set - 20 Gauge Wire Blue 4" Spacing
C45361RY	5MM, 25L Light Set - 20 Gauge Wire Pink 4" Spacing
C45312RY	5MM, 25L Light Set - 20 Gauge Wire Purple 4" Spacing
C45393RY	5MM, 25L Light Set - 20 Gauge Wire Warm White 4" Spacing
C45313RY	5MM, 25L Light Set - 20 Gauge Wire Pure White 4" Spacing
C45314RY	5MM, 25L Light Set - 20 Gauge Wire Green 4" Spacing
C45317RY	5MM, 25L Light Set - 20 Gauge Wire 5-Multi 4" Spacing

MINI LIGHTS 5M 25L SERIES W/O ADAPTOR 9' LENGTH

C41302RY	M5, 25L Light Set - 20 Gauge Wire Red 4" Spacing
C41304RY	M5, 25L Light Set - 20 Gauge Wire Gold 4" Spacing
C41307RY	M5, 25L Light Set - 20 Gauge Wire Orange 4" Spacing
C41311RY	M5, 25L Light Set - 20 Gauge Wire Blue 4" Spacing
C41361RY	M5, 25L Light Set - 20 Gauge Wire Pink 4" Spacing
C41312RY	M5, 25L Light Set - 20 Gauge Wire Purple 4" Spacing
C41393RY	M5, 25L Light Set - 20 Gauge Wire Warm White 4" Spacing
C41313RY	M5, 25L Light Set - 20 Gauge Wire Pure White 4" Spacing
C41314RY	M5, 25L Light Set - 20 Gauge Wire Green 4" Spacing
C41317RY	M5, 25L Light Set - 20 Gauge Wire 5-Multi 4" Spacing

MEDIUM CONE C6 25L SERIES W/O ADAPTOR 13' LENGTH



C21302RY	C6, 25L Light Set - 20 Gauge Wire Red 6" Spacing
C21304RY	C6, 25L Light Set - 20 Gauge Wire Gold 6" Spacing
C21307RY	C6, 25L Light Set - 20 Gauge Wire Orange 6" Spacing
C21311RY	C6, 25L Light Set - 20 Gauge Wire Blue 6" Spacing
C21312RY	C6, 25L Light Set - 20 Gauge Wire Purple 6" Spacing
C21313RY	C6, 25L Light Set - 20 Gauge Wire Pure White 6" Spacing
C21314RY	C6, 25L Light Set - 20 Gauge Wire Green 6" Spacing
C21317RY	C6, 25L Light Set - 20 Gauge Wire 5-Multi 6" Spacing
C21361RY	C6, 25L Light Set - 20 Gauge Wire Pink 6" Spacing
C21393RY	C6, 25L Light Set - 20 Gauge Wire Warm White 6" Spacing

TRADITIONAL CONE C7 25L SERIES W/O ADAPTOR 25' LENGTH



C79302RY	C7, 25L Light Set - 20 Gauge Wire Red 12" Spacing
C79304RY	C7, 25L Light Set - 20 Gauge Wire Gold 12" Spacing
C79307RY	C7, 25L Light Set - 20 Gauge Wire Orange 12" Spacing
C79311RY	C7, 25L Light Set - 20 Gauge Wire Blue 12" Spacing
C79312RY	C7, 25L Light Set - 20 Gauge Wire Purple 12" Spacing
C79313RY	C7, 25L Light Set - 20 Gauge Wire Pure White 12" Spacing
C79314RY	C7, 25L Light Set - 20 Gauge Wire Green 12" Spacing
C79317RY	C7, 25L Light Set - 20 Gauge Wire 5-Multi 12" Spacing
C79393RY	C7, 25L Light Set - 20 Gauge Wire Warm White 12" Spacing

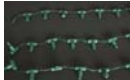
TRADITIONAL CONE C9 25L SERIES W/O ADAPTOR 25' LENGTH



C85317RY	C9, 25L Light Set - 20 Gauge Wire 5-Multi 12" Spacing
C85393RY	C9, 25L Light Set - 20 Gauge Wire Warm White 12" Spacing
C85313RY	C9, 25L Light Set - 20 Gauge Wire Pure White 12" Spacing
C85302RY	C9, 25L Light Set - 20 Gauge Wire Red 12" Spacing
C85304RY	C9, 25L Light Set - 20 Gauge Wire Gold 12" Spacing
C85307RY	C9, 25L Light Set - 20 Gauge Wire Orange 12" Spacing
C85311RY	C9, 25L Light Set - 20 Gauge Wire Blue 12" Spacing
C85312RY	C9, 25L Light Set - 20 Gauge Wire Purple 12" Spacing
C85314RY	C9, 25L Light Set - 20 Gauge Wire Green 12" Spacing

OUTDOOR LIGHTING

Part #	Description
LED STRING LIGHT ACCESSORIES - PLUGS AND CONNECTORS	
CORDS SETS	
C05065RY	Standard 36" LED Green Power Cord 5 AMP- #20
TRI-PLUG 8-WAY FUNCTION CONTROLLER	
C04124RY	TRI Plug 8 Function Controller
CUSTOM ICICLE/ CURTAIN ASSEMBLY	
C05022	#18 Gauge Wire, 10' w/ 28 Accessible Drops (4" Spacing)
C05022-W	#18 Gauge Wire, 10' w/ 28 Accessible Drops (4" Spacing)
SPACER WIRES	
C05007	12' - #18 Gauge Spacer Wire
C05038	20' - #18 Gauge Spacer Wire
C05044	50' - #18 Gauge Spacer Wire
TAPS	
C05023	8 Way Tap For Commercial LED Lights Green
C05027	X Connectors-Triple Tap For Commercial LED Lights Green



COMMERCIAL-GRADE C-7 AND C-9 LED RETROFIT BULBS

C-7 RETROFIT BULBS

LED-C7-BLU	C7 Blue Retrofit Bulbs
LED-C7-CW	C7 COOL White LED Retrofit Bulbs
LED-C7-GRN	C7 Green Retrofit Bulbs
LED-C7-MUL	C7 Multi LED Retrofit Bulbs (R/Y/O/B/G)
LED-C7-ORG	C7 Orange Retrofit Bulbs
LED-C7-PUR	C7 Purple Retrofit Bulbs
LED-C7-RED	C7 Red Retrofit Bulbs
LED-C7-WW	C7 Warm White Retrofit Bulbs
LED-C7-YEL	C7 Yellow Retrofit Bulbs



C-9 RETROFIT BULBS

LED-C9-BLU	C9 Blue Retrofit Bulbs
LED-C9-CW	C9 COOL White LED Retrofit Bulbs
LED-C9-GRN	C9 Green Retrofit Bulbs
LED-C9-MUL	C9 Multi LED Retrofit Bulbs (R/Y/O/B/G)
LED-C9-ORG	C9 Orange Retrofit Bulbs
LED-C9-PUR	C9 Purple Retrofit Bulbs
LED-C9-RED	C9 Red Retrofit Bulbs
LED-C9-WW	C9 Warm White Retrofit Bulbs
SLED-C9-YEL	C9 Yellow Retrofit Bulbs



TRADITIONAL C7 AND C9 INCANDESCENT LIGHTING

C7 TRANSPARENT BULBS - 3000 HOUR 7 WATT

C7-7W-AMB	C7 130V, 7W Transparent Bulbs Amber
C7-7W-BLU	C7 130V, 7W Transparent Bulbs Blue
C7-7W-CLR	C7 130V, 7W Transparent Bulbs Clear
C7-7W-GRN	C7 130V, 7W Transparent Bulbs Green
C7-7W-MUL	C7 130V, 7W Transparent Bulbs Multi
C7-7W-RED	C7 130V, 7W Transparent Bulbs Red



C7 TRANSPARENT BULBS - 3000 HOUR 5 WATT


C7-5W-AMB	C7 130V, 5W Transparent Bulbs Amber
C7-5W-BLU	C7 130V, 5W Transparent Bulbs Blue
C7-5W-CLR	C7 130V, 5W Transparent Bulbs Clear
C7-5W-GRN	C7 130V, 5W Transparent Bulbs Green
C7-5W-MUL	C7 130V, 5W Transparent Bulbs Multi
C7-5W-PNK	C7 130V, 5W Transparent Bulbs Pink
C7-5W-PUR	C7 130V, 5W Transparent Bulbs Purple
C7-5W-RED	C7 130V, 5W Transparent Bulbs Red
C7-5W-TEL	C7 130V, 5W Transparent Bulbs Teal
C7-5W-YEL	C7 130V, 5W Transparent Bulbs Yellow



TRADITIONAL C7 AND C9 INCANDESCENT LIGHTING - Continued

C9 TRANSPARENT BULBS - 3000 HOUR 7 WATT

C9-7W-AMB	C9 130V, 7W Transparent Bulbs Amber
C9-7W-BLU	C9 130V, 7W Transparent Bulbs Blue
C9-7W-CLR	C9 130V, 7W Transparent Bulbs Clear
C9-7W-GRN	C9 130V, 7W Transparent Bulbs Green
C9-7W-MUL	C9 130V, 7W Transparent Bulbs Multi
C9-7W-PNK	C9 130V, 7W Transparent Bulbs Pink
C9-7W-PUR	C9 130V, 7W Transparent Bulbs Purple
C9-7W-RED	C9 130V, 7W Transparent Bulbs Red
C9-7W-TEL	C9 130V, 7W Transparent Bulbs Teal
C9-7W-YEL	C9 130V, 7W Transparent Bulbs Yellow



OUTDOOR LIGHTING

Part # **Description**

SPOOL WIRE AND PLUGS



C7 18-GAUGE WIRE

C7-100-G C7 100' 20Awg, SPT-1 Cord 12" Spacing 20' Lead Green Wire
 C7-100-W C7 100' 20Awg, SPT-1 Cord 12" Spacing 20' Lead White Wire
 C7-1000-12-G C7 1000' 18Awg SPT-1 Spool 12" Spacing Green Cord & Sockets
 C7-1000-12-W C7 1000' 18Awg SPT-1 Spool 12" Spacing White Cord & Sockets

C9 18-GAUGE WIRE

C9-100-G C9 100' 20Awg, SPT-1 Cord 12" Spacing 20' Lead Green Wire
 C9-100-W C9 100' 20Awg, SPT-1 Cord 12" Spacing 20' Lead White Wire
 C9-1000-12-G C9 1000' 18Awg SPT-1 Spool 12" Spacing Green Cord & Sockets
 C9-1000-12-W C9 1000' 18Awg SPT-1 Spool 12" Spacing White Cord & Sockets
 C9-10W-CLR C9 130V, 10W Clear Transparent Bulbs



WIRE/ LAMP CORD

WIRE0250-GRN 250' Spool 18 Awg SPT-1 Wire; NO Sockets; Green
 WIRE0250-WHT 250' Spool 18 Awg SPT-1 Wire; NO Sockets; White
 WIRE1000-GRN 1000' Spool 18 Awg SPT-1 Wire; NO Sockets; Green
 WIRE1000-WHT 1000' Spool 18 Awg SPT-1 Wire; NO Sockets; White

PRE-LIT GREENERY

WREATHS



LEDWREATH-24 24" Wreath Relit w/ LED Lights; 110 Tips; 35 Lights
 LEDWREATH-36 36" Wreath Relit w/ LED Lights; 190 Tips; 70 Lights
 LEDWREATH-48 48" Wreath Relit w/ LED Lights; 300 Tips; 150 Lights
 LEDWREATH-60 60" Wreath Relit w/ LED Lights; 612 Tips; 200 Lights
 LEDWREATH-72 72" Wreath Relit w/ LED Lights; 900 Tips; 400 Lights

GARLAND



LEDGAR-914 9'X14" Garland Relit w/ LED Lights; 240 Tips; 100 Lights

TREES



LEDTREE-12 12' Tree Relit w/ LED Lights; 3133 Tips; 2100 Lights
 LEDTREE-75 7.5' Tree Relit w/ LED Lights; 1419 Tips; 750 Lights
 LEDTREE-95 9.5' Tree Relit w/ LED Lights; 2711 Tips; 1200 Lights

TRADITIONAL GREENERY

WREATHS



WREATH-24-C-OR 24" Relit DLX Oregon Fir Wreath 35 Lights 110 Tips
 WREATH-24-U-OR 24" Unlit Deluxe Oregon Fir Wreath; 110 Tips
 WREATH-36-C-OR 36" Relit DLX Oregon Fir Wreath 70 Lights 190 Tips
 WREATH-36-U-OR 36" Unlit Deluxe Oregon Fir Wreath; 190 Tips
 WREATH-48-C-OR 48" Relit DLX Oregon Fir Wreath 150 Lights 300 Tips
 WREATH-48-U-OR 48" Unlit Deluxe Oregon Fir Wreath; 300 Tips
 WREATH-60-C-OR 60" Relit DLX Oregon Fir Wreath 200 Lights 612 Tips
 WREATH-60-U-OR 60" Unlit Deluxe Oregon Fir Wreath; 612 Tips
 WREATH-72-C-OR 72" Relit Oregon Fir Wreath; 400 Clear Lights; 900 Tips
 WREATH-72-U-OR 72" Unlit Deluxe Oregon Fir Wreath; 900 Tips

GARLAND



GAR-914-C-OR 9' X 14" Relit DLX Oregon Fir Garland 100 Lights 240 Tips
 GAR-914-U-OR 9' X 14" Unlit Deluxe Oregon Fir Garland; 240 Tips

TREES



TREE-12-C-OR 12' Relit Oregon Fir Tree; 2,100 Clear Lights; 3,133 Tips
 TREE-75-C-OR 7.5' DLX Relit Oregon Fir Tree 750 Lights 1,419 Tips
 TREE-95-C-OR 9.5' Relit DLX Oregon Fir Tree 1,200 Lights 2,711 Tips

BOWS

BOW-1135 18" X 52" Outdoor Red Velvet Bow
 BOW-126 11" X 16" Outdoor Red Velvet Bow (24 In FULL Case)
 BOW-131 10" X 22" Outdoor Red Velvet Bow
 BOW-134 15" X 28" Outdoor Red Velvet Bow; DBL LAYER
 BOW-135 20" X 41" Outdoor Red Velvet Bow

OUTDOOR LIGHTING

Part #	Description
--------	-------------

TRADITIONAL MINI LIGHTS

UL 50 MINI-LIGHTS GREEN CORD



4-50-AMB-G	50-Lite UL I/O Mini Lights 4" Space/Lead Green Wire Amber
4-50-BLU-G	50-Lite UL I/O Mini Lights 4" Space/Lead Green Wire Blue
4-50-CC-G	50-Lite UL I/O Mini Lights 4" Space/Lead Green Wire Candy
4-50-CLR-G	50-Lite UL I/O Mini Lights 4" Space/Lead Green Wire Clear
4-50-FRO-G	50-Lite UL I/O Mini Lights 4" Space/Lead Green Wire Frost
4-50-GRN-G	50-Lite UL I/O Mini Lights 4" Space/Lead Green Wire Green
4-50-MUL-G	50-Lite UL I/O Mini Lights 4" Space/Lead Green Wire Multi
4-50-PNK-G	50-Lite UL I/O Mini Lights 4" Space/Lead Green Wire Pink
4-50-PUR-G	50-Lite UL I/O Mini Lights 4" Space/Lead Green Wire Purple
4-50-RED-G	50-Lite UL I/O Mini Lights 4" Space/Lead Green Wire Red
4-50-TEL-G	50-Lite UL I/O Mini Lights 4" Space/Lead Green Wire Teal
4-50-TRD-G	50-Lite UL I/O Mini Lights 4" Space/Lead Green Wire Grn/Red/Clr
4-50-YEL-G	50-Lite UL I/O Mini Lights 4" Space/Lead Green Wire Yellow

6-50-AMB-G	50-Lite UL I/O Mini Lights 6" Space/Lead Green Wire Amber
6-50-BLU-G	50-Lite UL I/O Mini Lights 6" Space/Lead Green Wire Blue
6-50-CC-G	50-Lite UL I/O Mini Lights 6" Space/Lead Green Wire Candy
6-50-CLR-G	50-Lite UL I/O Mini Lights 6" Space/Lead Green Wire Clear
6-50-FRO-G	50-Lite UL I/O Mini Lights 6" Space/Lead Green Wire Frost
6-50-GRN-G	50-Lite UL I/O Mini Lights 6" Space/Lead Green Wire Green
6-50-MUL-G	50-Lite UL I/O Mini Lights 6" Space/Lead Green Wire Multi
6-50-PNK-G	50-Lite UL I/O Mini Lights 6" Space/Lead Green Wire Pink
6-50-PUR-G	50-Lite UL I/O Mini Lights 6" Space/Lead Green Wire Purple
6-50-RED-G	50-Lite UL I/O Mini Lights 6" Space/Lead Green Wire Red
6-50-TEL-G	50-Lite UL I/O Mini Lights 6" Space/Lead Green Wire Teal
6-50-TRD-G	50-Lite UL I/O Mini Lights 6" Space/Lead Green Wire Grn/Red/Clr
6-50-YEL-G	50-Lite UL I/O Mini Lights 6" Space/Lead Green Wire Yellow



UL 100 MINI-LIGHTS GREEN CORD



4-100-AMB-G	100-Lite UL I/O Mini Lights 4" Space/Lead Green Wire Amber
4-100-BLU-G	100-Lite UL I/O Mini Lights 4" Space/Lead Green Wire Blue
4-100-CC-G	100-Lite UL I/O Mini Lights 4" Space/Lead Green Wire Candy
4-100-CLR-G	100-Lite UL I/O Mini Lights 4" Space/Lead Green Wire Clear
4-100-FRO-G	100-Lite UL I/O Mini Lights 4" Space/Lead Green Wire Frost
4-100-GRN-G	100-Lite UL I/O Mini Lights 4" Space/Lead Green Wire Green
4-100-MUL-G	100-Lite UL I/O Mini Lights 4" Space/Lead Green Wire Multi
4-100-PNK-G	100-Lite UL I/O Mini Lights 4" Space/Lead Green Wire Pink
4-100-PUR-G	100-Lite UL I/O Mini Lights 4" Space/Lead Green Wire Purple
4-100-RED-G	100-Lite UL I/O Mini Lights 4" Space/Lead Green Wire Red
4-100-TEL-G	100-Lite UL I/O Mini Lights 4" Space/Lead Green Wire Teal
4-100-TRD-G	100-Lite UL I/O Mini Lights 4" Space/Lead Green Wire Grn/Red/Clr
4-100-YEL-G	100-Lite UL I/O Mini Lights 4" Space/Lead Green Wire Yellow

6-100-AMB-G	100-Lite UL I/O Mini Lights 6" Space/Lead Green Wire Amber
6-100-BLU-G	100-Lite UL I/O Mini Lights 6" Space/Lead Green Wire Blue
6-100-CC-G	100-Lite UL I/O Mini Lights 6" Space/Lead Green Wire Candy
6-100-CLR-G	100-Lite UL I/O Mini Lights 6" Space/Lead Green Wire Clear
6-100-FRO-G	100-Lite UL I/O Mini Lights 6" Space/Lead Green Wire Frost
6-100-GRN-G	100-Lite UL I/O Mini Lights 6" Space/Lead Green Wire Green
6-100-MUL-G	100-Lite UL I/O Mini Lights 6" Space/Lead Green Wire Multi
6-100-PNK-G	100-Lite UL I/O Mini Lights 6" Space/Lead Green Wire Pink
6-100-PUR-G	100-Lite UL I/O Mini Lights 6" Space/Lead Green Wire Purple
6-100-RED-G	100-Lite UL I/O Mini Lights 6" Space/Lead Green Wire Red
6-100-TEL-G	100-Lite UL I/O Mini Lights 6" Space/Lead Green Wire Teal
6-100-TRD-G	100-Lite UL I/O Mini Lights 6" Space/Lead Green Wire Grn/Red/Clr
6-100-YEL-G	100-Lite UL I/O Mini Lights 6" Space/Lead Green Wire Yellow



ICICLE MINI LIGHTS



ICE-150-CLR-G	Icicle 150-Lite UL I/O Mini Light Set; 4" Spacing; 6" Drop
ICE-150-CLR-W	Icicle 150-Lite UL I/O Mini Light Set; 4" Spacing; 6" Drop

OUTDOOR LIGHTING

Part # Description

LARGE DISPLAYS AND TOWER TREES

Please call your local sales rep. for pricing



ACCESSORIES

MOUNTING CLIPS AND STAKES

39001-Q	Original Shingle Tab (500 Pcs/Case)
39007	Parapet Clip (2000 Pcs/Case)
39007-Q	Parapet Clip (500 Pcs/Case)
39021	Universal Light Stake (2000 Pcs/Case)
39021-Q	Universal Light Stake (500 Pcs/Case)
39032	All-In-One Clip (2000 Pcs/Case)
39177	15" All-In-One Light Stake; (500 Pcs/Case)
39301	All-In-One Clip PLUS (2000 Pcs/Case)
39303	Icicle Clip (2000 Pcs/Case)
39424	LED All-In-One Light Clip (2000 Pcs/Case)
39424-Q	LED All-In-One Light Clip (500 Pcs/Case)



EXTENSION CORDS AND ADAPTERS

SSEXT-06-B	6-FT., Household Extension; Brown Wire
EXT-06-G	6-FT., Household Extension; Green Wire
EXT-06-W	6-FT., Household Extension; White Wire
EXT-09-B	9-FT., Household Extension; Brown Wire
EXT-09-W	9-FT., Household Extension; White Wire
EXT-12-G	12-FT., Household Extension; Green Wire
EXT-15-B	15-FT., Household Extension; Brown Wire
EXT-15-W	15-FT., Household Extension; White Wire
EXT-25-G	25-FT., Household Extension; Green Wire
EXTHD-40-G	40-FT., Heavy Duty Extension; Green Wire
EXTHD-80-G	80-FT., Heavy Duty Extension; Green Wire
EXTMD-20-G	20-FT., Medium Duty Extension; Green Wire
EXTMD-20-W	20-FT., Medium Duty Extension; White Wire
EXTMD-40-G	40-FT., Medium Duty Extension; Green Wire
EXTMD-40-W	40-FT., Medium Duty Extension; White Wire
EXTMD-80-G	80-FT., Medium Duty Extension; White Wire
SPLIT-BRN	Three Outlet Polarized Splitter; 15-AMP; Brown; Bulk
SPLIT-GRN-B	Heavy Duty 3 Outlet Grounding Splitter; 15 AMPS; Green; Bulk

TIMERS

TIME-100	Intermatic 15-AMP Timer; Manual Set
TIME-300	Digital 7 Day Programmable Timer; 15-AMP; 1000 WATTS
TIME-400	6-Outlet, Stake, 15-AMP Timer



LIGHT TESTERS AND REPAIR TOOL

TEST-100	Mini Light Testing Machine
TEST-200	Mini Light Repair Gun

CONNECTORS AND OUTLETS

FEMALE-100	Female Rubber Plug; 15-AMP; Black
FEMALE-150	Female Rubber Plug; 15-AMP; White
FEMALE-400	Female Slide On Polarized Plug; SPT-1; Green
FEMALE-500	Female Slide On Polarized Plug; SPT-1; White
FEMALE-600	Female Slide On Polarized Plug; SPT-1; Black
MALE-100	Black Male Rubber Plug; Indoor Terminal Chambers w/ Screws
MALE-150	White Male Rubber Plug, Indoor Terminal Chambers w/ Screws
MALE-200	Easy Install "Quick" Male Plug; 10-AMP; Brown
MALE-300	Easy Install "Quick" Male Plug; 10-AMP; White
MALE-400	Male Slide On Polarized Plug; SPT-1; Green
MALE-500	Male Slide On Polarized Plug; SPT-1; White
MALE-600	Male Slide On Polarized Plug; SPT-1; Black
OUTLET-BRN	Click-On In-Line Outlet; 10-AMP; Brown
OUTLET-WHT	Click-On In-Line Outlet; 10-AMP; White

EASY PRO POND PRODUCTS

Part # Description



POND KITS



ET66FB	Mini Pond Kit - 6' x 6' pond - EP2200 Pump
ET610FB	Mini Pond Kit - 6' x 10' pond - EP2200 Pump
ET811FB	Mini Pond Kit - 8' x 11' pond - EP2200 Pump
ES66FB	Small Pond Kit - 6' x 6' pond - EP2200 Pump
ES611FB	Small Pond Kit - 6' x 11' pond - EP2200 Pump
ES811FB	Small Pond Kit - 8' x 11' pond - EP2200 Pump
ES11AFB	Small Pond Kit - 11' x 11' pond - TH150 Pump
ES16AFB	Small Pond Kit - 11' x 16' pond - TH150 Pump
EM1116FB	Medium Pond Kit - 11' x 16' pond - TH250 Pump
EM1616FB	Medium Pond Kit - 16 x 16' pond - TH250 Pump
EM1621FB	Medium Pond Kit - 16' x 21' pond - TH400 Pump
EM2121FB	Medium Pond Kit - 21' x 21' pond - TH400 Pump
EM2126FB	Medium Pond Kit - 21' x 26' pond - TH400 Pump
EL2424	Large Pond Kits - 24' X 24' - EP10000 Pump
EL2434	Large Pond Kits - 24' X 34' - EP16000 Pump
EL3434	Large Pond Kits - 34' X 34' - EP16000 Pump

WATERFALL KITS



JAFM	"Just-A Falls" Mini Vault - 16" x 16" x 22"
JAFV	"Just-A Falls" Pond Vault - 24" x 24" x 32"
JAFME	"Just-A Falls" Mini Vault 12" Extension
JAF1	Small "Just-A-Falls Kit - 7' long stream x 18" wide waterfall
JAF2	Medium "Just-A-Falls Kit - 11' long stream x 34" wide waterfall
JAF3	Large "Just-A-Falls Kit - 18' long stream x 50" wide waterfall
JAF4	Extra Large "Just-A-Falls Kit - 30' long stream x 82" wide waterfall

RESERVOIR CUBES



JAFRC	Reservoir Cube - 19"x13"x11"
-------	------------------------------

WATERFALL SPILLWAYS



EWS18	18" Spillway Assembled 2" Inlet
EWS34	34" Spillway Assembled 2" Inlet
EWS50	50" Spillway Assembled 3" Inlet
EWE16	16" Extension Module - Straight
EWI16	16" Extension Module - Inward Curve
EW016	16" Extension Module - Outward Curve
EWLR2	Left/Right Ends unassembled 2" inlet
EWLR3	Left/Right Ends unassembled 3" inlet

POND SKIMMERS



PSMFB	Mini Skimmer with Filter Brushes
PSM	Mini Skimmer with Filter Pad
PS1FB	Small Skimmer with Filter Brushes
PS1V	Small Skimmer with vertical Filter Pad
PS2FB	Large Skimmer with Filter Brushes
PS2V	Large Skimmer with vertical Filter Pad
PS2	Large Skimmer without Filter Pads
SETS	Extension Tube - Mini and Small Skimmer
SETL	Extension Tube - Large Skimmer

AQUAFALLS BIOLOGICAL WATERFALL FILTERS



AT	Mini Aqua Falls - 18" x 24" x 18" with Filter Pads
AT2	Mini Aqua Falls - 18" x 24" x 18" with Matala Pads
AS	Small Aqua Falls - 26" x 26" x 26" with Filter Pads
AS2	Small Aqua Falls - 26" x 26" x 26" with Matala Pads
AM	Medium Aqua Falls - 35" x 36" x 28" with Filter Pads
AM2	Medium Aqua Falls - 35" x 36" x 28" with Matala Pads
AL	Large Aqua Falls - 36" x 65" x 36" with Filter Pads
AL2	Large Aqua Falls - 36" x 65" x 36" with Matala Pads
ASGR	Plant / Rock Grate for Small Aqua falls
AMGR	Plant / Rock Grate for Medium Aqua falls
ALGR	Plant / Rock Grate for Large Aqua falls

EASY PRO POND PRODUCTS

Part #	Description
POND LINER - FIRESTONE EPDM POND GARD	
PLR051	5' x 100', 45 Mil
PLR101	10' x 100', 45 Mil
PLR151	15' x 100', 45 Mil
PLR201	20' x 100', 45 Mil
PLR251	25' x 100', 45 Mil
PLR301	30' x 100', 45 Mil
PLR351	35' x 100', 45 Mil
PLR401	40' x 100', 45 Mil
PLR501	50' x 100', 45 Mil
PLR105	10' x 50', 45 Mil
PLR155	15' x 50', 45 Mil
PLR205	20' x 50', 45 Mil
PLR255	25' x 50', 45 Mil
PLR305	30' x 50', 45 Mil
PLR355	35' x 50', 45 Mil
PLR405	40' x 50', 45 Mil
PLR505	50' x 50', 45 Mil
PL45	45 mil Cut Liner Per ft - Specify width and length - Firestone Pond Gard EPDM
PL60	60 mil Cut Liner Per ft - Specify length & width - Firestone Pond Gard EPDM
PL610	10' x 100' - 60 mil Firestone Pond Gard EPDM Pond Liner
PL620	20' x 100' - 60 mil Firestone Pond Gard EPDM Pond Liner
AW24-500-5K	Easy Weave 24 Mil Reinforced Polyethylene (price per foot from 500' - 5000')
AW24-5001-10K	Easy Weave 24 Mil Reinforced Polyethylene (price per foot from 5001' - 10000')
AW24-10001-20K	Easy Weave 24 Mil Reinforced Polyethylene (price per foot from 10001' - 20000')
AW24-20K+	Easy Weave 24 Mil Reinforced Polyethylene Pond Liner (price per foot 20,000' +)
FPU	Pond Liner Underlayment - 5', 10' or 15' wide, any length - per sq. ft.
FPUF5	Pond Liner Underlayment - 5' x 300' roll
FPUF10	Pond Liner Underlayment - 10' x 300' roll
FPUF15	Pond Liner Underlayment - 15' x 300' roll
FPUF15E	Extreme (Super Thick) underlayment cut to length (price per foot)
FPUF15E	Extreme (Super Thick) Pond Liner Underlayment - 15' x 180' roll
FRK	Liner Repair Kit



PUMPS (SUBMERSIBLE, TABLETOP, MAG, EXTERNAL)

EP45	Table Top Fountain Pump - 45 GPH
EP65	Table Top Fountain Pump - 65 GPH
EP120	Mag Drive Pump - 120 GPH w/ Volcano & Waterbell Nozzle
EP200	Mag Drive Pump - 200 GPH w/ Volcano & Waterbell Nozzle
EP400	Mag Drive Pump - 400 GPH w/ Volcano & Waterbell Nozzle
EP600	Mag Drive Pump - 600 GPH w/ Double Volcano & Waterbell Nozzle
EP850	Mag Drive Pump - 850 GPH w/ Double Volcano & Waterbell Nozzle
EP1050	Mag Drive Pump - 1050 GPH w/ Double Volcano & Waterbell Nozzle
EP1350	Mag Drive Pump - 1350 GPH w/ Double Volcano, Foam Jet & Waterbell Nozzles
EP1750	Mag Drive Pump - 1750 GPH
EP2200	Mag Drive Pump - 2200 GPH
EP3200	Mag Drive Pump - 3200 GPH
EP4700	Large Mag Drive Pump - 4700 GPH
EP6700	Large Mag Drive Pump - 6700 GPH
EP9700	Mag Drive Pump - 9700 GPH
MD25	250 GPH Pondmaster Mag Drive Pump
MD35	350 GPH Pondmaster Mag Drive Pump
MD50	500 GPH Pondmaster Mag Drive Pump
MD70	700 GPH Pondmaster Mag Drive Pump
MD95	950 GPH Pondmaster Mag Drive Pump
MD120	1200 GPH Pondmaster Mag Drive Pump
MD180	1800 GPH Pondmaster Mag Drive Pump
MD240	2400 GPH Pondmaster Mag Drive Pump



EASY PRO POND PRODUCTS

Part #	Description
PUMPS (SUBMERSIBLE, TABLETOP, MAG, EXTERNAL)	
PHD32	3000 GPH 200 Watt Pondmaster Hy-Drive Pump
PHD40	3900 GPH 230 Watt Pondmaster Hy-Drive Pump
PHD48	4800 GPH 280 Watt Pondmaster Hy-Drive Pump
EP4N	Fountain Nozzle Set - Waterbell, Double Volcano, Foam Jet 2 & 3 Tier
TH150	1/4 HP - 115 V 3100 GPH Stainless Steel Pump
TH1502	1/4 HP - 230 V 3100 GPH Stainless Steel Pump
TH250	1/3 HP - 115 V 4100 GPH Stainless Steel Pump
TH2502	1/3 HP - 230 V 4100 GPH Stainless Steel Pump
TH400	1/2 HP - 115 V 5100 GPH Stainless Steel Pump
TH4002	1/2 HP - 230 V 5100 GPH Stainless Steel Pump
TH750	1 HP - 115 V 6000 GPH Stainless Steel Pump
TH7502	1 HP - 230 V 6000 GPH Stainless Steel Pump
EP6000	6000 GPH Waterfall Pump - 115 V
EP8000	8000 GPH Waterfall Pump - 115 V
EP10000	10000 GPH Waterfall Pump - 115 V
EP16000	16000 GPH Waterfall Pump - 230 V
TLB400	2/3 HP 115 Volt Tsurumi Pump
TLB750	1 HP 115 Volt Tsurumi Pump
TLB7502	1 HP 230 Volt Tsurumi Pump
WQ50	1/2 HP 115 Volt F & Q High Volume Submersible Pump
WQ502	1/2 HP 230 Volt F & Q High Volume Submersible Pump
WQ75	3/4 HP 115 Volt F & Q High Volume Submersible Pump
WQ752	3/4 HP 230 Volt F & Q High Volume Submersible Pump
WQ100	1 HP 115 Volt F & Q High Volume Submersible Pump
WQ1002	1 HP 230 Volt F & Q High Volume Submersible Pump
WQ150	1 1/2 HP 115 Volt F & Q High Volume Submersible Pump
WQ1502	1 1/2 HP 230 Volt F & Q High Volume Submersible Pump
FQ05	1/2 HP 115 Volt F & Q Submersible Pump
FQ10	1 HP 115 Volt F & Q Submersible Pump
LGS1	Little Giant Tether-Style Shutoff Switch - 115 Volt
LGS2	Little Giant Tether-Style Shutoff Switch - 230 Volt
LGS3	Little Giant Diaphragm-Style Shutoff Switch - 115 Volt
LGS4	Little Giant Diaphragm-Style Shutoff Switch - 230 Volt



UNDERWATER LIGHTS & ACCESSORIES

SOL1	Solar LED Light, High intensity w/ Solar panel, 20' Cord
SOL3P	3 Pack Solar LED Lights w/ Solar panel
EPL20	20 watt light with lens
EPLK1	One light kit with transformer
EPLK2	Two light kit with transformer
RL20	20 Watt Submersible Rock Light
MRL10	10 Watt Mini Rock Light
MRK3	3 Pack 10 Watt Mini Rock Lights w/ Transformer
EPSL	35 watt stainless light
EPL75	75 watt light with lens
EPL75K	75 watt light kit with 150w transformer
EPT100	100 watt transformer with photo eye and timer
EPT150	150 watt transformer with photo eye and timer
EPT300	300 watt transformer with photo eye and timer
EPT600	600 watt transformer with photo eye and timer
MT60	60 watt transformer 120 V to 12 V w/ 6 quick connects



EASY PRO POND PRODUCTS

Part # Description

POND SUPPLIES & ACCESSORIES



BWFN	Black Waterfall Foam - 20 oz.
BGF	Black Waterfall Gun Foam - 29 Oz.
GFC	Gun Foam Cleaner
SCT1	Silicone Sealant
FSG	Professional Foam Gun
WIK	Waterfall Installation Kit Small - 1-foam, 1-silicone, 1-glue, 1-primer, 1-6" patch
WIK2	Waterfall Installation Kit Large- 1-foam, 2-silicone, 1-lg.glue, 1-primer, 1-6" patch
CVA12EP	1 1/4" Coupling Check Valve - EP2200
CVA12CES	1 1/4" Coupling Check Valve - CES4, CES8
CVA15EP	1 1/2" Coupling Check Valve - EP2200, EP3200
CVA15THM	1 1/2" Coupling Check Valve - TH150
CVA15TH	1 1/2" Coupling Check Valve - TH150, TH250, TH400, TH750
UCVA15TH	1 1/2" Union Check Valve - TH150, TH250, TH400, TH750
CVA20TH	2" Coupling Check Valve - TH150, TH250, TH400, TH750
UCVA20TH	2" Union Check Valve - TH150, TH250, TH400, TH750
UCVA20EP	2"x3" Union Check Valve - EP6000, EP8000, EP10000, GSP05, GSP10
CVA30EP2	3" Coupling Check Valve - EP16000
UCVA30W	3" Union Check Valve - All WQ Pumps
BFS	"Box Style" Fill Valve 1/2"
WFS37	Brass Fill Valve 1/2" Economy
WFS50	Brass Fill Valve 1/2"
WFS100	Brass Fill Valve 1"
WFS150	Brass Fill Valve 1 1/2"
WFSC	4"x5" Copper Float for WFS37, WFS50, WFS100
WFB	Water Fill Box - 15" X 8" X 8" with overflow

AERATION / FOUNTAIN / DE-ICING

TP100	Thermo Pond 100 Watt Deicer
PFD120	Pondmaster 120 Watt Floating Pond Deicer
TP300	Thermo Pond 300 Watt Heater
TP300F	Float for TP300

WATER GARDENING

BDA	Bottom Drain - 3" with Built-in Air Diffuser
EBD	Bottom Drain - 4" Heavy Duty
FSF	Floating Skimmer / Fountain
BDK2	2" Bottom Drain Kit - Drain, 2" Bulkhead, Valve, Fittings
BDK3	3" Bottom Drain Kit - Drain, 3" Bulkhead, Valve, Fittings

FOUNTAINS

Part #	Description	Carton Qty
OTTERBINE AERATING FOUNTAINS		



Note: Includes 60 Hz Power Unit, Pumping Chamber & Float, PCC with timer, surge arrester and GFCI.
Cable connectors included, cable is not included and must be ordered separately.

1st Step: Choose the HP, Voltage and Phase

Aerating Fountains

OB01-0011-116	1HP, 115/1/60 Motor	1
OB01-0011-216	1HP, 230/1/60 Motor	1
OB01-0012-216	2HP, 230/1/60 Motor	1
OB01-0013-216	3HP, 230/1/60 Motor	1
OB01-0013-236	3HP, 230/3/60 Motor	1
OB01-0013-436	3HP, 460/3/60 Motor	1
OB01-0015-216	5HP, 230/1/60 Motor	1
OB01-0015-236	5HP, 230/3/60 Motor	1
OB01-0015-436	5HP, 460/3/60 Motor	1
OB01-0015-536	5HP, 575/3/60 Motor	1

2nd Step: Choose the Pattern

Patterns

OB18-0038	Sunburst, 60Hz	1
OB18-0039	Gemini, 60Hz	1
OB18-0040	Saturn, 60Hz	1
OB18-0041	Phoenix, 60Hz	1
OB18-0042	Rocket, 60Hz	1
OB18-0043	Tri-Star, 60Hz	1
OB18-0044	Comet, 60Hz	1
OB18-0045	Genesis, 60Hz	1
OB18-0046	Constellation, 60Hz	1
OB18-0077	Equinox, 60 Hz	1

3rd Step: Choose the Cable Length

Cable (Sold in 25 ft increments with a 50 ft minimum)

OB08-0021-063	6/3, C3/5HP1Ph Cable	per foot
OB08-0021-083	8/3, C2/C3 Cable	per foot
OB08-0021-084	8/4, C2/C3/10HP Cable	per foot
OB08-0021-103	10/3, C2/C3 Cable	per foot
OB08-0021-104	10/4, C2/C3/10HP Cable	per foot
OB08-0021-123	12/3, C2/C3 Cable	per foot
OB08-0021-124	12/4, C2/C3 Cable	per foot



Saturn



Rocket



Genesis

FOUNTAINS

Part #	Description	Carton Qty
--------	-------------	------------

INDUSTRIAL AERATING UNITS

Note: Includes 60 Hz Power, Unit, Pumping Chamber, Float (floating units) and Bottom Barrier (sub-surface units), 2 ft floating or 50 ft subsurface of 1/2" air tube and air tube float on aspirating Sub Triton Units.
 PCC with timer, surge arrestor and GFCI (GFCI not included on 460 V units). Cable connectors included, cable is not included and must be ordered separately. Pigtail will be vulcanized to cable ordered.

1st Step: Choose the HP, Voltage and Phase

Industrial Aerators

OB01-0091-116	1HP, 115/1/60 Motor	1
OB01-0091-216	1HP, 230/1/60 Motor	1
OB01-0092-216	2HP, 230/1/60 Motor	1
OB01-0093-216	3HP, 230/1/60 Motor	1
OB01-0093-236	3HP, 230/3/60 Motor	1
OB01-0093-436	3HP, 460/3/60 Motor	1
OB01-0095-236	5HP, 230/3/60 Motor	1
OB01-0095-436	5HP, 460/3/60 Motor	1
OB01-0095-536	5HP, 575/3/60 Motor	1

2nd Step: Choose the Pattern

Patterns

OB18-0061	High Volume, 60Hz	1
OB18-0062	Sub-Triton, 60Hz	1
OB18-0063	Triton, 60Hz	1
OB18-0064	Sub-Triton Mixer, 60Hz	1
OB18-0065	Triton Mixer, 60Hz	1

3rd Step: Choose the Cable Length

Cable (Sold in 25 ft increments with a 50 ft minimum)

OB08-0021-063	6/3, C3/5HP1Ph Cable	per foot
OB08-0021-083	8/3, C2/C3 Cable	per foot
OB08-0021-084	8/4, C2/C3/10HP Cable	per foot
OB08-0021-103	10/3, C2/C3 Cable	per foot
OB08-0021-104	10/4, C2/C3/10HP Cable	per foot
OB08-0021-123	12/3, C2/C3 Cable	per foot
OB08-0021-124	12/4, C2/C3 Cable	per foot



High Volume



Triton



Triton Mixer

FOUNTAINS

Part #	Description	Carton Qty
LARGE AERATING FOUNTAIN SERIES (AFL)		
Note: Includes 60 Hz Power Unit, Pumping Chamber, Float and Debris Screen, 2 Yr Warranty, PCC with timer, surge arrester and GFCI (GFCI not included on 460 V units). EPD is an available option. Cable connectors included, cable is not included and must be ordered separately. Pigtail will be vulcanized to cable ordered.		
1st Step: Choose the HP, Voltage and Phase		
Large Aerating Fountains		
OB01-3006-216	7.5HP, 230/1/60 Motor	1
OB01-3006-236	7.5HP, 230/3/60 Motor	1
OB01-3006-436	7.5HP, 460/3/60 Motor	1
OB01-3007-216	10HP, 230/1/60 Motor	1
OB01-3007-236	10HP, 230/3/60 Motor	1
OB01-3007-436	10HP, 460/3/60 Motor	1
2nd Step: Choose the Pattern		
Patterns		
OB18-0047	Starburst, 60Hz	1
OB18-0048	Neptune, 60Hz	1
OB18-0049	Orion, 60Hz	1
OB18-0050	Apollo, 60Hz	1
OB18-0051	Venus, 60Hz	1
OB18-0052	Equinox, 60Hz	1
3rd Step: Choose the Cable Length		
Cable (Sold in 25 ft increments with a 50 ft minimum)		
OB08-0021-043	4/3 7.5/10HP1Hp Cable	per foot
OB08-0021-063	6/3, C3/5HP1Ph Cable	per foot
OB08-0021-083	8/3, C2/C3 Cable	per foot
OB08-0038-044	4/4 Cable	per foot
OB08-0038-064	6/4 Cable	per foot
OB08-0038-084	8/4 Cable	per foot
OB08-0038-104	10/4 Cable	per foot
AFL Panel Options 7.5-10 HP		
Note: The AFL units come with a Large PCC except the 1p units that come with XXL PCC. The options listed below are priced in addition to the unit.		
18-0070	AFL XX-Large PCC	1
18-0072	AFL Phase Monitor	1
18-0073	AFL EPD	1
18-0074	AFX XXL PCC Phase Monitor/EPD	1

FOUNTAINS

Part #	Description	Carton Qty
PANEL OPTIONS 1-5 HP		
Note: Otterbine 1-5 HP units come with a Standard PCC while the 7.5 & 10 HP units come with a Large PCC. The options listed below are priced in addition to the unit.		
Lights: If lights or sequencer lights are being ordered with a 1-5 HP unit or will be added in the future, you need to upgrade to a large enclosure. If a sequencer is being ordered with Phase Monitor, a Custom Panel must be used.		
EPD Protection: The 460 V units do not come with GFCI. A 30 milliamp ground fault protection is available for the 460 V units listed below as PCC with EPD. The upgrade is available in NEMA 3R and Fiberglass PCC. If High Voltage Lights are being ordered, please call for a Custom Panel.		
Phase Monitor: For 3 phase units a Phase Monitor is recommended. This protects units from phase imbalance, single phasing, phase reversal, low voltage and improper frequency.		
XL Enclosure: Required when 460 V, 1-5 HP units are ordered with High Intensity Lights with Transformer mounted in the PCC.		
OB18-0002	Small Fiberglass PCC (16 x 12 x 6)	1
OB18-0003	Large PCC (20 x 16 x 6)	1
OB18-0004	Large Fiberglass PCC (18 x 16 x 8)	1
OB18-0005	Large PCC/Phase Monitor (20 x 16 x 6)	1
OB18-0006	Large Fiberglass PCC/Phase Monitor (18 x 16 x 8)	1
OB18-0007	Large PCC/EPD (20 x 16 x 6)	1
OB18-0008	Large Fiberglass PCC/EPD (18 x 16 x 8)	1
OB18-0009	Large PCC/EPD/Phase Monitor (20 x 16 x 6)	1
OB18-0010	Large Fiberglass/EPD/Phase Monitor (18 x 16 x 8)	1
Unit Options 1-5HP and 2 in 1 PCC Options		
OB11-0700	Large 2 in 1 PCC (20 x 16 x 6)	1
OB11-0800	Large 2 in 1 F/G PCC (18 x 16 x 8)	1
OB12-0075	Screen Kit, 1/4" Mesh, 1-5HP C3	1
OB12-0076	Screen Kit, 1/2" Mesh, 1-5HP C3	1
OB17-0013	Control Trans Unit No Neutral	1
OB17-0052	Chamber Package, Dec to Aeration	1
OB178-017	Protector, Cord Cap, 1-5HP, C2	1
OBF-800-001B	Screen 1/2" Mesh HV-2	1
OBF-900-002F	Screen 1/4" Mesh, 1-5HP, C2	1
OBF-W-KIT	Installation Kit, 2 Duckbills	1

FOUNTAINS

Part #	Description	Carton Qty
--------	-------------	------------

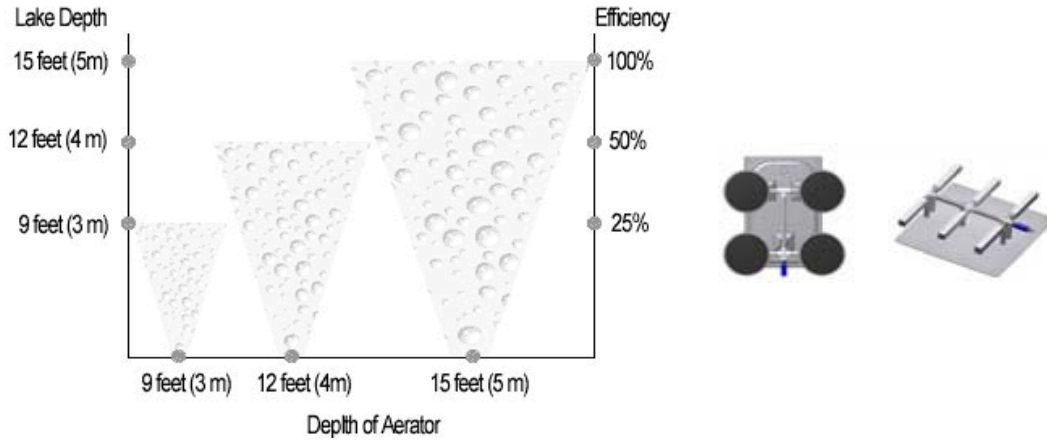
AIR FLO SYSTEM 2

Note: Includes: * Piston Compressor & Cabinet and shore mounted valve box and valve manifolds, 6 Stone Diffuser manifolds or Self Cleaning 4 Dome Manifolds in all systems. All systems are available in 1150V or 208/ 230V and come with a 2 year manufacture warranty. Prices are for single phase systems. Please call factory for quote on three phase systems. Custom PCC's are available for Air Flo 2 Systems.

OB03-0201	AIRFLO 2 System 1 2DM 1-3/4HP	1
OB03-0202	AIRFLO 2 System 2 1DM 1-3/4HP	1
OB03-0203	AIRFLO 2 System 3 4DM 2-3/4HP	1
OB03-0204	AIRFLO 2 System 4 6DM 2-3/4HP	1
OB03-0205	AIRFLO 2 System 5 3DM 1-3/4HP	1
OB03-0206	AIRFLO 2 System 6 2DM 2-3/4HP	1

Air Flo Tubing

OB12-0093-100	Tubing Kit, Weighted, 100FT	1
OB12-0094-100	Tubing Kit, Unweighted, 100FT	1



FOUNTAINS

Part #	Description	Carton Qty
AQUA SERIES		
Standard Aqua Series		
Note: These units have limited water management capabilities. Units are maintenance free, but must be protected from freezing. 110 V sites must be boosted to 115 V. Includes Interchangeable AquaGem and AquaBlast spray patterns, Mini PCC with GFCI and timer, 2 Yr Warranty. Cable is included. 1/4 HP comes with of 50 ft cable and 1/2 HP comes with 100 ft of cable. All units are hardwired. If additional cable is required you must order a quick disconnect.		
OB04-0020-115	1/4HP, 115/60, 50FT Cable	1
OB04-0020-230	1/4HP, 230/60, 50FT Cable	1
OB04-0021-115	1/2HP, 115/60, 100FT Cable	1
OB04-0021-230	1/2HP, 230/60, 100FT Cable	1
Deluxe Aqua Series		
Note: These units have limited water management capabilities. Units are maintenance free, but must be protected from freezing. 110 V sites must be boosted to 115 V. Includes Interchangeable AquaGem and AquaBlast spray patterns, Mini PCC with GFCI and timer, 2 Yr Warranty. Cable is included. 1/4 HP comes with of 50 ft cable for the unit and 50 ft for the lights and 1/2 HP comes with 100 ft of cable for the unit and 100 ft for the lights. All units are hardwired. If additional cable is required you must order a quick disconnect. Includes Debris Screen, Standard 20 watt 2 light set with clear lenses and Mini PCC with timer and transformer.		
OB04-0026-115	1/4HP, 115/60, 50FT Cable	1
OB04-0026-230	1/4HP, 230/60, 50FT Cable	1
OB04-0027-115	1/2HP, 115/60, 100FT Cable	1
OB04-0027-230	1/2HP, 230/60, 100FT Cable	1
Aqua Series Light Set		
Note: Light sets are available with either 50 ft or 100 ft of cable. Light are hardwired. If additional cable is required you must order the quick disconnect option. Includes 20 watt 2 light set, Mini PCC with timer and transformer.		
OB02-0026-002	2 Light MR16 set, 50FT Cable	1
OB02-0027-002	2 Light MR16 set, 100FT Cable	1
Aqua Series Options - Quick Disconnect		
OB08-0041-123	Cable 12/3 Fractional Unit	1
OB17-0056	Quick Disconnect Option, Fractional Unit, Factory Installed	1
OB17-0057	Quick Disconnect Option, Fractional Unit, Field Installed	1
OB17-0058	Quick Disconnect Option, Fractional Lights, Factory Installed	1
OB17-0059	Quick Disconnect Option, Fractional Lights, Field Installed	1




Aqua Gem



Aqua Blast

FOUNTAINS

	Part #	Description	Carton Qty
	INSTANT FOUNTAINS		
	Instant Fountains		
	Note: These units have limited water management capabilities. Units are maintenance free, but must be protected from freezing. 208 V sites must be boosted to 230 V. Includes interchangeable Phoenix, Rocket & Starburst spray patterns, Mini PCC with GFCI and timer, Debris Screen and 2 Yr Warranty. Cable is not included and must be ordered separately.		
1st Step:	Choose either the Instant or Instant Deluxe Fountain		
	OB04-0001-115	1/2HP, 115V, 60Hz	1
	OB04-0001-230	1/2HP, 230V, 60Hz	1
	OB04-0002-230	3/4HP, 230V, 60Hz	1
	Instant Fountain Deluxe		
	Note: Includes Interchangeable Phoenix, Rocket & Starburst spray patterns with Debris Screen, Mini PCC with GFCI and timer, Standard 20 watt 3 light set with clear lenses and controls. Colored lenses are available for an additional cost. Cable is not included and must be ordered separately for both the unit and lights. The maximum cable length on the Deluxe Instant Fountain is 100 ft.		
	OB04-0005-115	1/2HP, 115V, w/3 Lights	1
	OB04-0005-230	1/2HP, 230V, w/3 Lights	1
	OB04-0006-230	3/4HP, 230V, w/3 Lights	1
Step 2:	Choose the Cable Length		
	Cable (Sold in 25 ft increments with a 50 ft minimum)		
	OB08-0029-123	12/3 Cable for High Intensity Lights, 1/6HP	per foot
	OB08-0041-123	12/3 Cable for Fractional Units	per foot
	Options - Quick Disconnect		
	OB17-0039	Quick Disconnect for Instant Fountain Lights, Factory Installed	1
	OB17-0042	Quick Disconnect, 1/2 & 3/4HP Instant Fountain, Factory Installed	1



Starburst



Phoenix



Rocket

FOUNTAINS

Part #	Description	Carton Qty
GIANT FOUNTAIN UNITS		
<i>Note:</i> Includes 60 Hz Power Unit & Pumping Chamber, Float, Frame and Removable Stainless Steel Intake Screen, 2 Yr Warranty, PCC with 7 day timer, surge arrester and GFCI. On 460 V units GFCI is not included. Cable is not included and must be ordered separately.		
1st Step:	Choose the HP, Voltage and Phase	
	Giant Fountains	
	OB01-0602-216 10HP, 230/1/60 Motor	1
	OB01-0602-236 10HP, 230/3/60 Motor	1
	OB01-0602-436 10HP, 460/3/60 Motor	1
	OB01-0603-216 15HP, 230/1/60 Motor	1
	OB01-0603-236 15HP, 230/3/60 Motor	1
	OB01-0603-436 15HP, 460/3/60 Motor	1
	OB01-0604-236 25HP, 230/3/60 Motor	1
	OB01-0604-436 25HP, 460/3/60 Motor	1
<i>Note:</i> The Sub Monitor Option achieves greater protection for the unit and also gives a 3 Yr Warranty. The Subtrol-Plus is for the 3 phase units only.		
	OB18-0037 PCC/Submonitor for Giant Fountain	1
2nd Step:	Choose the Pattern	
	Patterns	
	OB18-0055 Mystic, 60Hz	1
	OB18-0056 Polaris, 60Hz	1
	OB18-0057 Super Nova, 60Hz	1
	OB18-0058 Aquastar, 60Hz	1
	OB18-0059 Triad, 60Hz	1
3rd Step:	Choose the Cable Length	
	Cable (Sold in 25 ft increments with a 50 ft minimum)	
	OB08-0038-044 4/4 Cable	per foot
	OB08-0038-064 6/4 Cable	per foot
	OB08-0038-084 8/4 Cable	per foot
	OB08-0038-104 10/4 Cable	per foot
	Quick Disconnect	
	OB18-0027 Small Quick Disconnect 10/4, 8/4	1
	OB18-0028 Quick Disconnect 10/4, 8/4, 6/4	1
	OB18-0029 Quick Disconnect 4/4	1



Super Nova



Polaris



Triad

FOUNTAINS

Part #	Description	Carton Qty
GIANT FOUNTAIN UNITS		
Panel Options		
Note: Otterbine units come with a NEMA 3R PCC. The options listed below are priced in addition to the unit.		
Stainless Steel PCC: Use when the unit will encounter brackish conditions.		
EPD Protection: The 460 V units do not come with GFCI. A 30 milliamp ground fault protection is available for the 460 V units as PCC with EPD. This upgrade is available in NEMA 3R and Stainless Steel PCC.		
Phase Monitor: For 3 phase units a Phase Monitor is recommended. This protects units from phase imbalance, single phasing, phase reversal, low voltage and improper frequency. This is available in NEMA 3R and Stainless Steel.		
OB18-0017	Stainless Steel PCC/1 Phase	1
OB18-0018	Stainless Steel PCC/3 Phase	1
OB18-0019	Stainless Steel PCC/Submonitor	1
OB18-0020	PCC/Phase Monitor	1
OB18-0021	PCC/EPD	1
OB18-0022	Stainless Steel PCC/EPD	1
OB18-0023	Stainless Steel /Submonitor/EPD	1
OB18-0024	PCC/Phase Monitor/EPD	1
OB18-0025	Stainless Steel/Phase Monitor/EPD	1
OB18-0026	Stainless Steel/Phase Monitor	1
Wind Control Option		
Note: Wind Controls are available and must be ordered at the time of manufacturing the Giant Fountain. The only except is the Off Only Option which can be added at a later date. Please contact Inside Sales for additional information and pricing.		
OB01-0004-001	Wind CTLS Off All HP 60 Hz STD	1
Lights & Accessories (Optional)		
Note: One junction box & power cable is required for every 4 lights. 4 light sets have 1 power cable & 1 junction box, 6 & 8 light sets have 2 power cables & 2 junction boxes, 12 light sets have 3 power cables & 3 junction boxes. Cable is not included and needs to be ordered separately. If the unit is 460 V see options. Includes 500 watt halogen bulbs and operates on 115 Volts, copper, nickel plated housings, 24 hr timer and GFCI, Light controls are in a separate NEMA 3R enclosure with Stainless Steel Option available.		
OB02-0005-004	4 Light High Voltage Set, 500W, 60Hz	1
OB02-0005-006	6 Light High Voltage Set, 500W, 60Hz	1
OB02-0005-008	8 Light High Voltage Set, 500W, 60Hz	1
OB02-0005-012	12 Light High Voltage Set, 500W, 60Hz	1
OB02-0006-006	6 Light High Voltage Sequencer, 500W, 60Hz	1
OB02-0006-008	8 Light High Voltage Sequencer, 500W, 60Hz	1
OB02-0006-012	12 Light High Voltage Sequencer, 500W, 60Hz	1
Giant Fountains Lights Options and Upgrades		
Note: Extension poles (maximum of 4) can be added to any light set to fully illuminate the top of the highest Giant Fountain pattern. A photocell can be added to any light set to automatically turn the lights on at dusk and off at dawn. If the unit is 460 V and 115 V is not available, add a step down transformer to supply the 115 V the lights require. SS PCC upgrade is available - call for pricing.		
OB10-0048	Extension Pole Assembly, High Voltage Lights	1
OB17-0005-002	Photocell Option for High Voltage Lights	1
OB31-0100-003	Transformer, 4 Light Set, 60Hz	1
OB31-0100-005	Transformer, 6 & 8 Light Set, 60Hz	1
OB31-0100-007	Transformer, 12 Light Set, 60Hz	1
Lighting Cable (Sold in 25 ft increments with a 50 ft minimum)		
OB08-0033-063	6/3 Cable for High Voltage Lights	1
OB08-0033-083	8/3 Cable for High Voltage Lights	1

FOUNTAINS

Part #	Description	Carton Qty
LOW VOLTAGE LIGHTS		
High Intensity Lights - 65 Watt Bulbs		
Note: Includes a 24 hr timer, Transformer, Mounting Brackets. Lights are hardwired unless Quick Disconnect Option is ordered. Cable is not included and must be ordered separately. 460 V units need additional consideration. Transformer mounted under the unit to accommodate longer cable runs. Must upgrade unit panel to Large PCC to hold timer, GFCI and fuse.		
OB02-0009-002	2 Light MR16 High Intensity Set, 60Hz	1
OB02-0009-004	4 Light MR16 High Intensity Set, 60Hz	1
OB02-0010-004	4 Light MR16 High Intensity Seq Set, 60Hz	1
Standard Lights and Instant Fountain Lights - 20 Watt Bulbs		
Note: It is not recommended to use the 3 light set on the 1-5 HP units. Separate shore mounted enclosure with Timer/Transformer. Maximum cable run on a 2 light set is 150 ft and maximum ran for a 4 light set is 50 ft.		
OB02-0014-002	2 Light MR16 Standard Set, 20W, 60Hz	1
OB02-0014-003	3 Light MR16 Standard Set, 20W, 60Hz	1
OB02-0014-004	4 Light MR16 Standard Set, 20W, 60Hz	1
Low Voltage Lighting Options		
Note: Sites with 460 V only with no 115 V line, add a transformer 17-0033-001 (mounted in the unit XL PCC 18-0012) or use 17-0003-460 to be mounted in it's own enclosure.		
OB12-0085	Lens Kit, MR 16, Red/Blue/Green/Yellow	1
OB12-0091	Lens Color, MR 16, Single	1
OB17-0005	Photocell Option, HI & MR 16 Lights	1
OB17-0020-012	Panel/LGT, CNTL/SEP 115V, 10x8, F/G	1
OB17-0033-001	Transformer, High Intensity Lights, 460V, Requires XL PCC	1
OB18-0031	Quick Disconnect, Lights	1
OB18-0032	Quick Disconnect, Lights & Sequencer	1
OGBP1225	Protector, Pigtail, Light/Small	1

FOUNTAINS

Part #	Description	Carton Qty
HIGH VOLTAGE LIGHTS		
High Voltage Lights 250 and 500 Watt		
Note: Includes light controls with 24 hr timer, GFCI and fuses. 460 V units see options below for enclosures (17-0020-012) and step down transformer (17-0033-002). Please indicate what color lenses are preferred & type of unit they will be installed on C-2 or C-3. Lenses are available in clear, yellow, red, green and blue. Cable is not included and must be ordered separately.		
OB02-0001-002	2 Light High Voltage Set, 250W, 60Hz	1
OB02-0001-003	3 Light High Voltage Set, 250W, 60Hz	1
OB02-0001-004	4 Light High Voltage Set, 250W, 60Hz	1
OB02-0002-003	3 Light High Voltage Set, 500W, 60Hz	1
High Voltage Light Options		
Note: If unit is 460 V, add a step down transformer (17-0033-002) to supply the 115 V line. You may choose a transformer that is externally mounted in it's own NEMA 3R Enclosure & the remaining light controls are mounted in the unit PCC (18-0003) or one in a separate enclosure with the controls (17-0020-012). If a separate 115 V line is available, add the separate enclosure (17-0020-012). A photocell can be added to any light set to automatically turn the lights on at dusk and off at dawn. S/S Shield is priced and sold in 7 ft increments per light.		
OB17-0005-001	Photocell Option for High Voltage Lights	1
OB17-0020-012	Panel/LGT, CNTL/SEP 115V, 10x8, F/G	1
OB17-0033-002	Transformer Option for High Voltage Lights, 460V	1
OBF-MUSKRAT	Shield, S/S, High Voltage Light Cord, C2/C3, 7'	1
PAR 64 Lights		
Note: Includes: Light controls with 24 hr timer, GFCI and fuses to be used only on AFL and Giant Fountain Units. Cable is not included & must be ordered separately. Color lenses not available for PAR 64 Lights. 460 V units please see options below for enclosures (17-0020-012) & step down transformer (17-0033-002). Canadian standards require you to add part number ETLC-HV found in the Parts Price List.		
OB02-1000-001	2 Light Set PAR64 1000W AFL/GF	1
Panel and Light Options for PAR 64 HV Lights		
Note: A photocell 17-0005-002 can be added to automatically turn the lights on at dusk and off at dawn. * If the unit is 460 V and 115 V is not available, add a step down transformer 31-0100-003 to supply the 115 V required. * We do not offer a no neutral option for the PAR64 Lights.		
OB17-0005-002	Photocell Opt GF HV/PAR64	1
OB18-0075	Stainless Steel PCC GF PAR64	1
OB31-0100-003	Transfer 4 Light GF/PAR64 60Hz	1
Cable Options for all Lights		
OB08-0029-123	12/3 Cable for High Intensity Lights, Standard, 1/6HP	per foot
OB08-0030-165	16/5 Cable for Sequencer	per foot
OB08-0033-083	8/3 Cable for High Voltage Lights	per foot
OB08-0033-103	10/3 Cable for High Voltage Lights	per foot
OB08-0033-123	12/3 Cable for High Voltage Lights	per foot
ACCESSORIES		
OTTERSHIELD-B	Blue Lake Dye Powder (1 Packet Treats 1/2 Acre) 1 Box = 6 Packets	per box
OTTERSHIELD	Blue Lake Dye Powder (1 Packet Treats 1/2 Acre) 1 Case = 4 Boxes of 6 Packets	per case

FOUNTAINS

Part # Description
AQUA CONTROL WATER FEATURES

Carton Qty



Please Call Your Century Representative for Pricing.



Tornado



Delmar



Fleur De Lis

DRAINAGE SYSTEMS

	Part #	Description	Carton Qty
--	--------	-------------	------------



ADS DRAINAGE SYSTEMS

ADS Pipe



ADS04010100	4" Single Wall Perforated Pipe - 100' Coil	100 ft
ADS04010250	4" Single Wall Perforated Pipe - 250' Coil	250 ft
ADS04510100	4" Solid Single Wall Pipe - 100' Coil	100 ft
ADS04510250	4" Solid Single Wall Pipe - 250' Coil	250 ft
ADS06010100	6" Single Wall Perforated Pipe - 100' Coil	100 ft
ADS06510100	6" Solid Single Wall Pipe - 100' Coil	100 ft
ADS04110020IB	4" N12 Perforated Pipe - 20' Stick	20 ft
ADS04150020IB	4" N12 Solid Pipe - 20' Stick	20 ft
ADS06110020IB	6" N12 Perforated Pipe - 20' Stick	20 ft
ADS06150020IB	6" N12 Solid Pipe - 20' Stick	20 ft
ADS08110020IB	8" N12 Perforated Pipe - 20' Stick	20 ft
ADS08150020IB	8" N12 Solid Pipe - 20' Stick	20 ft
ADS10110020IB	10" N12 Perforated Pipe - 20' Stick	20 ft
ADS10150020IB	10" N12 Solid Pipe - 20' Stick	20 ft
ADS12810020IB	12" N12 Perforated Pipe - 20' Stick	20 ft
ADS12850020IB	12" N12 Solid Pipe - 20' Stick	20 ft



ADS Single Wall Internal Couplers

ADS0417AA	4" Internal Coupler	16
ADS0615AA	6" Internal Coupler	9



ADS Single Wall External Couplers

ADS0412AA	4" External Coupler	24
ADS0612AA	6" External Coupler	8



ADS Single Wall Snap Tees

ADS0421AA	4" Tee Single Wall	8
ADS0626AA	6" Tee Single Wall	3



ADS Single Wall WYE

ADS0422AA	4" WYE Single Wall	5
ADS0622AA	6" WYE Single Wall	2



ADS Single Wall Snap End Caps

ADS0432AA	4" End Cap	40
ADS0667AA	6" End Cap	6



ADS Single Wall End Plugs

ADS0433AA	4" End Plug Solid	100
ADS0633AA	6" End Plug Solid	50



ADS Single Wall Reducing Tee/ Coupler

ADS0624AA	6" x 4" Reducing Tee	3
ADS0614AA	6" x 4" Reducing Coupler	9



ADS Single Wall 45 Degree Elbow





ADS0445AA	4" 45 Degree Elbow	15
-----------	--------------------	----



ADS Single Wall 90 Degree Elbow

ADS0490AA	4" 90 Degree Elbow	10
-----------	--------------------	----

DRAINAGE SYSTEMS

			Carton Qty	
	Part #	Description		
	ADS Single Wall Adapter Downspout			
	ADS0464AA	4" Single Wall Wall Adapter Downspout Fits 3.25 x 2.5	24	
ADS Drain Basins & Grates				
	ADS0909SD2KG	9" Square 2-Hole Basin Kit w/ Green Grate	1	
	ADS1212SD2KG	12" Square 2-Hole Basin Kit w/ Green Grate	1	
	ADS1206SD	12" Square Drain Basin Riser	1	
	ADS0902SDG	9" Square Green Basin Grate	1	
	ADS1202SDG	12" Square Green Basin Grate	1	
ADS Drop-In Grates				
	ADS0330SDG	3" Round Green Grate fits 3" Pipe	1	
	ADS0440SDG	4" Round Green Grate fits 4" Pipe	1	
	ADS0660SDG	6" Round Green Grate fits 6" Pipe	1	
	ADS0860SDG	8" Round Green Grate fits 6" Pipe	1	
	ADS1080SDG	10" Round Green Grate fits 8" Pipe	1	
	ADS1210SDG	12" Round Green Grate fits 10" Pipe	1	
	ADS1201SDG	12" Heavy Duty Round Green Grate fits 12" Pipe	1	
		ADS0432SDG	4" Square Green Grate fits 3" Pipe	1
		ADS0542SDG	5" Square Green Grate fits 4" Pipe	1
		ADS0642SDG	6" Square Green Grate fits 4" Pipe	1
ADS0962SDG		9" Square Green Grate fits 6" Pipe	1	
	ADS 3" Channel Basins, Grates & Parts			
	ADS0304CH	3" PVC Channel Basin 4' Long	1	
	ADS0310CH	3" PVC Channel Basin 10' Long	1	
	ADS0324CHB	3" Channel Grate Black	1	
	ADS0324CHG	3" Channel Grate Green	1	
	ADS0315CH	3" Channel Bottom Outlet	1	
	ADS0313CH	3" Channel Solid End Cap	1	
	ADS0312CH	3" Channel Coupler	1	

Call Your Local Century Representative for Additional Products.



BAUGHMAN TILE

Pipe



BASW03X100BP	3" Perforated Single Wall Black Pipe - 100' Coil	100'
BASW03X250BP	3" Perforated Single Wall Black Pipe - 250' Coil	250'
BASW03X100BS	3" Solid Single Wall Black Pipe - 100' Coil	250'
BASW03X250BS	3" Solid Single Wall Black Pipe - 250' Coil	250'
BASW04X100BSTAG	4" Perforated Single Wall Black Pipe - 100' Coil	100'
BASW04X250BSTAG	4" Perforated Single Wall Black Pipe - 250' Coil	250'
BASW04X100BS	4" Solid Single Wall Black Pipe - 100' Coil	100'
BASW04X250BS	4" Solid Single Wall Black Pipe - 250' Coil	250'
BASW06X100BP	6" Perforated Single Wall Black Pipe - 100' Coil	100'
BASW06X100BS	6" Solid Single Wall Black Pipe - 100' Coil	100'
BASW08X20BP	8" Perforated Single Wall Black Pipe - 20' Stick	20'
BASW08X20BS	8" Solid Single Wall Black Pipe - 20' Coil	20'

DRAINAGE SYSTEMS

	Part #	Description	Carton Qty
--	--------	-------------	------------



OLD CASTLE DRAINAGE

ROUND GRATES



AMCTT113	3" Round Green Grate Fits 3" Pipe	40
AMCTT114	3" Round Black Grate Fits 3" Pipe	40
AMCTT116	4" Round Green Grate Fits 4" Pipe	25
AMCTT117	4" Round Black Grate Fits 4" Pipe	25
AMCTT119	6" Round Green Grate Fits 6" Pipe	10
AMCTT120	6" Round Black Grate Fits 6" Pipe	10



SQUARE GRATES

AMCTT134	6" Square Green Grate Fits 3" & 4" Pipe	25
AMCTT135	6" Square Black Grate Fits 3" & 4" Pipe	25
AMCTT137	7-1/2" Square Green Grate Fits 6" Pipe	10
AMCTT138	7-1/2" Square Black Grate Fits 6" Pipe	10



ATRIUM GRATES

AMCTT145	3" Atrium Green Grate Fits 3" Pipe	20
AMCTT146	3" Atrium Black Grate Fits 3" Pipe	20
AMCTT148	4" Atrium Green Grate Fits 4" Pipe	20
AMCTT149	4" Atrium Black Grate Fits 4" Pipe	20
AMCTT151	6" Atrium Green Grate Fits 6" Pipe	10
AMCTT152	6" Atrium Black Grate Fits 6" Pipe	10



6" JIFF-E-BASIN

AMCTT101	6" Single Outlet	10
AMCTT201	6" Double Outlet	10
AMCTT243	Universal Outlet Adapter	20




9" CATCH BASINS & ACCESSORIES

AMCTT910	9" Square Green Grate Fits 9" x 9" Catch Basin	8
AMCTT911	9" Square Black Grate Fits 9" x 9" Catch Basin	8
AMCTT914	9" Atrium Green Grate Fits 9" x 9" Catch Basin	6
AMCTT915	9" Atrium Black Grate Fits 9" x 9" Catch Basin	6
AMCTT920	9" Black Catch Basin 2 Way Opening (Requires Adapter)	4
AMCTT921	9" Black Catch Basin 4 Way Opening (Requires Adapter)	4
AMCTT923	9" x 9" x 6" Black Extension Fits 9" x 9" Catch Basin	4
AMCTT924	9" Black Low Profile Adapter (Requires Adapter)	8




12" CATCH BASINS & ACCESSORIES

AMCTT1220	12" Square Green Grate Fits 12" x 12" Catch Basin	8
AMCTT1221	12" Square Black Grate Fits 12" x 12" Catch Basin	8
AMCTT1225	12" Atrium Green Grate Fits 12" x 12" Catch Basin	8
AMCTT1226	12" Atrium Black Grate Fits 12" x 12" Catch Basin	8
AMCTT1250	12" Black Catch Basin 2 Way Opening (Requires Adapter)	4
AMCTT1253	12" x 12" x 6" Black Extension Fits 12" x 12" Catch Basin	4
AMCTT1254	12" Black Low Profile Adapter (Requires Adapter)	8










DRAINAGE SYSTEMS

			Carton Qty
	Part #	Description	
	ADAPTERS		
	AMCTT244	3" X 4" Universal Offset Outlet Fits 3" & 4" Pipe	20
	AMCTT247	6" Universal Offset Outlet Fits 6" Pipe	20
	AMCTT248	8" Universal Offset Outlet Fits 8" Pipe	8
	AMCTT250	6" Universal Plug	20
2" TURF-TEK CHANNEL DRAINS & ACCESSORIES			
	AMCTT600	2" x 4' Gray Channel	10
	AMCTT601	2" x 10' Gray Channel	4
	AMCTT612	2" x 2' Black Grate	20
	AMCTT613	2" x 2' Gray Grate	20
2" ADAPTERS			
	AMCTT630	2" End Cap	20
	AMCTT631	2" Coupling	20
	AMCTT632	2" End Hub Outlet Fits 2" Sch 40 Pipe	20
	AMCTT633	2" Sch 40 Bottom Outlet Adapter	8
	AMCTT637	2" Support Brace	20
	AMCTT639	2" Endcap Adapter Fits AMCTT633 Bottom Outlet Adapter	8
2" CONNECTIONS			
	AMCTT642	2" Gray 90 Degree 1/4 Bend	1
	AMCTT649	2" Gray Connection 1/8 Bend	1
	AMCTT657	2" Gray Connection Tee	1
4" TURF-TEK CHANNEL DRAINS & ACCESSORIES			
	AMCTT701	4" X 10' Gray Channel	4
	AMCTT761	4" x 2' Black Grate	8
	AMCTT762	4" x 2' Gray Grate	8
4" ADAPTERS			
	AMCTT749	4" Endcap Adapter Fits AMCTT750 Bottom Outlet Adapter	4
	AMCTT750	4" Bottom Outlet Adapter	4
	AMCTT766	4" End Cap	24
	AMCTT767	4" Coupling	24
	AMCTT768	4" End Hub Outlet Fits 3" & 4" Pipe	24
	AMCTT769	4" Support Brace	24
4" CONNECTIONS			
	AMCTT773	4" Gray Connection 90 Degree 1/4 Bend	1
	AMCTT790	4" Gray Connection Tee	1

ALLIED PRODUCTS

	Part #	Description	Carton Qty
  Call Us For Large Quantity Pipe Quotes	NSF POLY PIPE		
	MA16-1694	3/4" x 100 FT 100 PSI	1
	MA16-1702	3/4" x 400 FT 100 PSI	1
	MA16-1710	1" x 100 FT 100 PSI	1
	MA16-1728	1" x 300 FT 100 PSI	1
	MA16-1736	1-1/4" x 100 FT 100 PSI	1
	MA16-1751	1-1/2" x 100 FT 100 PSI	1
	MA16-1752	1-1/2" x 250 FT 100 PSI	1
	MA16-1777	2" x 100 FT 100 PSI	1
	MA16-1778	2" x 200 FT 100 PSI	1
	NON-NSF POLY PIPE		
	MA16-0324	3/4" x 400 FT 100 PSI	1
	MA16-0340	1" x 300 FT 100 PSI	1
	PVC PRESSURE PIPE		
	BELL END		
	MAS205	1/2" CL 200 Bell End / ft.	20
	MAS207	3/4" CL 200 Bell End / ft.	20
	MAS210	1" CL 200 Bell End / ft.	20
	MAS212	1-1/4" CL 200 Bell End / ft.	20
	MAS215	1-1/2" CL 200 Bell End / ft.	20
	MAS220	2" CL 200 Bell End / ft.	20
	MAS225	2-1/2" CL 200 Bell End / ft.	20
	MAS230	3" CL 200 Bell End / ft.	20
	MAS240	4" CL200 Bell End / ft.	20
 PVC Pipe Please Call Us For Large Quantity Pipe Quotes	MAS405	1/2" SCH 40 Bell End / ft.	20
	MAS407	3/4" SCH 40 Bell End / ft.	20
	MAS410	1" SCH 40 Bell End / ft.	20
	MAS412	1-1/4" SCH Bell End / ft.	20
	MAS415	1-1/2" SCH 40 Bell End / ft.	20
	MAS420	2" SCH 40 Bell End / ft.	20
	MAS425	2-1/2" SCH 40 Bell End / ft.	20
	MAS430	3" SCH 40 Bell End / ft.	20
MAS440	4" SCH 40 Bell End / ft.	20	
	GASKET SEAL		
	MAT225	2-1/2" CL 200 R/T / ft.	20
	MAT230	3" CL 200 R/T / ft.	20
	MAT240	4" CL 200 R/T / ft.	20
	MAT260	6" CL 200 R/T / ft.	20
	MAT280	8" CL 200 R/T / ft.	20










ALLIED PRODUCTS

			Carton Qty
Part #	Description		
OETIKER & MURRAY 1-EAR CLAMPS			
	SC155-198R-1	3/4" Clamp Fits Funny Pipe (Per bag)	100
	SC155-210R-1	13/16" Clamp Fits 1/2" Pipe (Per bag)	100
	SC155-226R-1	7/8" Clamp Fits 5/8" Pipe (Per bag)	100
	SC155-271R-1	1-1/16" Clamp Fits 3/4" Pipe (Per bag)	100
	SC155-316R-1	1-1/4" Clamp Fits 1" Pipe-80 PSI (Per bag)	100
	SC155-331R-1	1-5/16" Clamp Fits 1" Pipe (Per bag)	100
	SC155-425R	1-11/16" Clamp Fits 1-1/4" Pipe (Per bag)	100
	SC155-485R	1-7/8" Clamp Fits 1-1/2" Pipe (Per bag)	100
	SC141-1098	Pinch Clamp Tool	1
	SC141-1098LH	Long Handed Pinch Clamp Tool	1
IDEAL & MURRAY SCREW CLAMPS			
	SC10	1/2" Clamps	10
	SC12	3/4" to 1" Clamps	10
	SC16	1" Clamps	10
	SC20	1" to 1-1/4" Clamps	10
	SC24	1-1/4" to 1-1/2" Clamps	10
	SC32	1-1/2" to 2" Clamps	10
BLAZING PRODUCTS			
BLAZING CUTTERS			
	TKSB3300	3-in-1 Adjustable Pipe Cutter	25
	TKBL2000	Replacement Blade for SB3300 & Dawn SS200	25
	TKRC1000	Economy Ratcheting Cutter (up to 1-1/4" PVC Pipe)	25
SADDLES FOR 1" POLYETHYLENE PIPE			
	TKBS7000	1/2" FPT Saddle for 1" Polyethylene Pipe	25
	TKBS8000	3/4" FPT Saddle for 1" Polyethylene Pipe	25
	TKBS9000	Swing Barb Pipe Saddle for 1" Polyethylene Pipe	25
SADDLES FOR 1" PVC PIPE			
	TKBS5PVC	1/2" FPT Saddle for 3/4" PVC Pipe	25
	TKBS7PVC	1/2" FPT Saddle for 1" PVC Pipe	25
	TKBS8PVC	3/4" FPT Saddle for 1" PVC Pipe	25
	TKBS1250P	1/2" FPT Saddle for 1-1/4" PVC Pipe	10
	TKBS1550P	1/2" FPT Saddle for 1-1/2" PVC Pipe	10
	TKBS9PVC	Swing Pipe Barb	25
BLAZING FAST FITTINGS			
	TKEL1007	1" Poly x Swing Pipe Barb End of Line Fitting	25
	TKEL1009	1" Poly x 1/2" FPT End of Line Fitting	25
BLAZING WIRE CONNECTORS			
	TKBVS-1	Clear & Blue - Irrigation	25
	TKBVS-2	Clear & Yellow - Irrigation	25
	TKLV9000	Yellow - Irrigation	24
	TKLV9500	Black -Low -Voltage Landscape Lighting	12
BLAZING DRAINS			
	TKHP2000	1/2" MPT Lateral Line & Main Line	25








ALLIED PRODUCTS

	Part #	Description	Carton Qty
	DAWN POLY PIPE CUTTER & BLADES		
	KCT1000	Kwikcut Large Pipe Cutter (up to 1-1/4" O.D.) black blade, orange	1
	KCT1000SS	Kwikcut Large Pipe Cutter (up to 1-1/4" O.D.) SS blade, orange	1
	KCT135	Kwikcut Large Pipe Cutter (up to 1-5/8" O.D.) black blade, black	1
	KCT1350	Kwikcut Large Pipe Cutter (up to 1-5/8" O.D.) black blade, orange	1
	KCT1350SS	Kwikcut Large Pipe Cutter (up to 1-5/8" O.D.) SS blade, orange	1
	KCSS200	Kwikcut Largest Pipe Cutter (up to 1-7/8" O.D.) SS blade, black	1
	KCSL200	Kwikcut Spring Action Cutter (up to 1-7/8" O.D.) SS blade, black	1
	KCSL1350SS	Kwikcut Spring Action Cutter (up to 1-5/8" O.D.) SS blade, orange	1
	KCBT100	Replacement Blade for T100	1
KCBT135	Replacement Blade for T135	1	
KCSSB200	Replacement SS Blade for SS200	1	
KCBT100SS	Replacement Stainless Steel Blade for T100	1	
KCBT135SS	Replacement Stainless Steel Blade for T135	1	
KCSL135YSSCOMBO	Combo Pack: SL135YSS Cutter, Leather Pouch, and SS Blade	1	
	DAWN KWIK TOOLS		
	KCCP10	8" Pinch Clamp Crimping Tool Dawn Short Handle	1
	KCCT108	12" Pinch Clamp Crimping Tool Dawn Long Handle	1
	KCDT1000	Dirt Tech Self-Lighting Torch Dawn	1
	KCPT100	High Intensity Tip for Dirt Tech Self Lighting Torch	1
	KCWT100	Warning Tip for Dirt Tech Self Lighting Torch	1
	KCRS32	32" Wire Rope Saw Dawn	1
	KCUK100	Utility Knife Dawn	1
	KCWS1022	Wire Stripper/ Cutter Dawn	1
		DAWN KWIKSEAL PLASTIC SADDLES FOR POLY PIPE & TOOLS	
KC075C		3/4" Pipe x 1/2" FPT Kwikseal Saddle	10
KC075D		3/4" Pipe x 3/4" FPT Kwikseal Saddle	10
KC100C		1" Pipe x 1/2" FPT Kwikseal Saddle	10
KC100D		1" Pipe x 3/4" FPT Kwikseal Saddle	10
KC125C		1-1/4" Pipe x 1/2" FPT Kwikseal Saddle	10
KC125D		1-1/4" Pipe x 3/4" FPT Kwikseal Saddle	10
KCHCT-COMBO		1/2" & 3/4" Kwikseal Coring Tool for Kwikseal Saddles	1
KCND375		9/16" Kwikseal Nut Driver for Kwikseal Saddles	1
		DAWN KWIKTAP TOOL-LESS SADDLE TEES FOR POLY PIPE	
	KCKT010C	1" x 1/2" Kwiktap Saddle Tee FPT (Orange)	10
KCKT010D	1" x 3/4" Kwiktap Saddle Tee FPT (Orange)	10	
	DAWN FITTINGS FOR POLY PIPE TO SWING PIPE		
	KCSW1401-129	1" Poly Pipe x Swing Tee Kwikadapt	25
KCSW1429-129	1" Poly Pipe x Swing Coupler Kwikadapt	25	
	DAWN KWIKREPAIR PVC LINE REPAIR COUPLERS		
	KCKRC429-010	1" Repair Coupler (non-stocking)	10
KCKRC429-015	1-1/2" Repair Coupler (non-stocking)	5	









ALLIED PRODUCTS

	Part #	Description	Carton Qty
LASCO[®] LASCO POLY PRODUCTS			
LASCO FUNNY PIPE FITTINGS			
	LA3300-005	1/2" 90° ELL MIPT x BARB	100
	LA3300-007	3/4" 90° ELL MIPT x BARB	100
	LA3400-005	1/2" Male Adapter MIPT x BARB	100
	LA3400-007	3/4" Male Adapter MIPT x BARB	100
	PL1401-099	3/4" Poly Pipe x Swing Pipe Tee	10
	PL1401-129	1" Poly Pipe x Swing Pipe Tee	10
	PL1429-099	3/4" Poly Pipe x Swing Pipe Coupler	10
	PL1429-129	1" Poly Pipe x Swing Pipe Coupler	10
LASCO POLY INSERT FITTINGS			
 Tee Insert x Insert x Insert	PL1401-005	1/2" Tee I x I	50
	PL1401-007	3/4" Tee I x I	50
	PL1401-010	1" Tee I x I	25
	PL1401-012	1-1/4" Tee I x I	10
	PL1401-015	1-1/2" Tee I x I	10
	PL1401-020	2" Tee I x I	10
 Reducing Tee Insert x Insert x Reducing Insert	PL1401-101	3/4" x 3/4" x 1/2" Red Tee I x I x I	25
	PL1401-130	1" x 1" x 1/2" Red Tee I x I x I	25
	PL1401-131	1" x 1" x 3/4" Red Tee I x I x I	25
	PL1401-166	1-1/4" x 1-1/4" x 1/2" Red Tee I x I x I	25
	PL1401-167	1-1/4" x 1-1/4" x 3/4" Red Tee I x I x I	25
	PL1401-168	1-1/4" x 1-1/4" x 1" Red Tee I x I x I	25
	PL1401-209	1-1/2" x 1-1/2" x 1/2" Red Tee I x I x I	10
	PL1401-210	1-1/2" x 1-1/2" x 3/4" Red Tee I x I x I	10
	PL1401-211	1-1/2" x 1-1/2" x 1" Red Tee I x I x I	10
	PL1401-212	1-1/2" x 1-1/2" x 1-1/4" Red Tee I x I x I	10
	PL1401-247	2" x 2" x 1/2" Red Tee I x I x I	10
	PL1401-248	2" x 2" x 3/4" Red Tee I x I x I	10
PL1401-249	2" x 2" x 1" Red Tee I x I x I	10	
PL1401-251	2" x 2" x 1-1/2" Red Tee I x I x I	10	
 Reducing Tee Insert x Reducing Insert x Reducing Insert	PL1401-094	3/4" x 1/2" x 1/2" Red Tee I x I x I	25
	PL1401-125	1" x 3/4" x 3/4" Red Tee I x I x I	25
	PL1401-157	1-1/4" x 1" x 3/4" Red Tee I x I x I	25
	PL1401-158	1-1/4" x 1" x 1" Red Tee I x I x I	25
	PL1401-202	1-1/2" x 1-1/4" x 1" Red Tee I x I x I	10
	PL1401-203	1-1/2" x 1-1/4" x 1-1/4" Red Tee I x I x I	10
 Insert x Insert x Bullhead	PL1401-074	1/2" x 1/2" x 3/4" BH Tee I x I x I	25
	PL1401-102	3/4" x 3/4" x 1" BH Tee I x I x I	25
	PL1401-132	1" x 1" x 1-1/4" BH Tee I x I x I	25
 Combination Combination Tee Insert x Insert x FPT	PL1402-005	1/2" x 1/2" x 1/2" Tee I x I x FPT	50
	PL1402-007	3/4" x 3/4" x 3/4" Tee I x I x FPT	50
	PL1402-010	1" x 1" x 1" Tee I x I x FPT	25
	PL1402-012	1-1/4" x 1-1/4" x 1-1/4" Tee I x I x FPT	10
	PL1402-015	1-1/2" x 1-1/2" x 1-1/2" Tee I x I x FPT	10
	PL1402-020	2" x 2" x 2" Tee I x I x FPT	10












ALLIED PRODUCTS

	Part #	Description	Carton Qty
LASCO POLY INSERT FITTINGS			
 <p>Combination Reducing Tee Insert x Insert x Reducing FPT</p>	PL1402-101	3/4" x 3/4" x 1/2" Tee I x I x FPT	25
	PL1402-130	1" x 1" x 1/2" Tee I x I x FPT	20
	PL1402-131	1" x 1" x 3/4" Tee I x I x FPT	20
	PL1402-166	1-1/4" x 1-1/4" x 1/2" Tee I x I x FPT	25
	PL1402-167	1-1/4" x 1-1/4" x 3/4" Tee I x I x FPT	25
	PL1402-168	1-1/4" x 1-1/4" x 1" Tee I x I x FPT	25
	PL1402-209	1-1/2" x 1-1/2" x 1/2" Tee I x I x FPT	10
	PL1402-210	1-1/2" x 1-1/2" x 3/4" Tee I x I x FPT	10
	PL1402-211	1-1/2" x 1-1/2" x 1" Tee I x I x FPT	10
	PL1402-212	1-1/2" x 1-1/2" x 1-1/4" Tee I x I x FPT	10
	PL1402-247	2" x 2" x 1/2" Tee I x I x FPT	10
	PL1402-248	2" x 2" x 3/4" Tee I x I x FPT	10
 <p>Combination Reducing Tee Insert x Reducing Insert x FPT</p>	PL1402-249	2" x 2" x 1" Tee I x I x FPT	10
	PL1402-251	2" x 2" x 1-1/2" Tee I x I x FPT	10
	PL1402-094	3/4" x 1/2" x 1/2" Red Tee I x I x FPT	25
	PL1402-124	1" x 3/4" x 1/2" Red Tee I x I x FPT	25
	PL1402-125	1" x 3/4" x 3/4" Red Tee I x I x FPT	25
	PL1402-156	1-1/4" x 1" x 1/2" Red Tee I x I x FPT	25
 <p>Combination Tee Insert x Insert x MPT</p>	PL1403-005	1/2" Tee I x I x MPT	50
	PL1403-007	3/4" Tee I x I x MPT	50
	PL1403-010	1" Tee I x I x MPT	25
	PL1403-012	1-1/4" Tee I x I x MPT	10
	PL1403-015	1-1/2" Tee I x I x MPT	10
 <p>90° Elbow Insert x Insert</p>	PL1406-005	1/2" 90° ELL I x I	50
	PL1406-007	3/4" 90° ELL I x I	50
	PL1406-010	1" 90° ELL I x I	25
	PL1406-012	1-1/4" 90° ELL I x I	10
	PL1406-015	1-1/2" 90° ELL I x I	10
	PL1406-020	2" 90° ELL I x I	10
 <p>90° Reducing Elbow Insert x Reducing Insert</p>	PL1406-101	3/4" x 1/2" Red 90° ELL I x I	25
	PL1406-131	1" x 3/4" Red 90° ELL I x I	25
	PL1406-168	1-1/4" x 1" Red 90° ELL I x I	25
	PL1406-212	1-1/2" x 1-1/4" Red 90° ELL I x I	10
 <p>Combination 90° Elbow Insert x FPT</p>	PL1407-005	1/2" x 1/2" Red 90° ELL I x FPT	50
	PL1407-007	3/4" x 3/4" Red 90° ELL I x FPT	50
	PL1407-010	1" x 1" Red 90° ELL I x FPT	25
	PL1407-012	1-1/4" x 1-1/4" Red 90° ELL I x FPT	10
	PL1407-015	1-1/2" x 1-1/2" Red 90° ELL I x FPT	10
	PL1407-020	2" x 2" Red 90° ELL I x FPT	10
 <p>Combination Reducing 90° Elbow Insert x FPT</p>	PL1407-101	3/4" x 1/2" Red 90° ELL I x FPT	50
	PL1407-130	1" x 1/2" Red 90° ELL I x FPT	25
	PL1407-131	1" x 3/4" Red 90° ELL I x FPT	25
	PL1407-166	1-1/4" x 1/2" Red 90° ELL I x FPT	25
	PL1407-167	1-1/4" x 3/4" Red 90° ELL I x FPT	25
	PL1407-168	1-1/4" x 1" Red 90° ELL I x FPT	25
	PL1407-211	1-1/2" x 1" Red 90° ELL I x FPT	10
PL1407-212	1-1/2" x 1-1/4" Red 90° ELL I x FPT	10	
PL1407-251	2" x 1-1/2" Red 90° ELL I x FPT	10	





ALLIED PRODUCTS

	Part #	Description	Carton Qty
LASCO POLY INSERT FITTINGS			
 Combination 90° Elbow Insert x MPT	PL1413-005	1/2" 90° ELL I x MPT	50
	PL1413-007	3/4" 90° ELL I x MPT	50
	PL1413-010	1" 90° ELL I x MPT	25
	PL1413-012	1-1/4" 90° ELL I x MPT	10
	PL1413-015	1-1/2" 90° ELL I x MPT	10
 Cross	PL1413-020	2" 90° ELL I x MPT	10
	PL1420-007	3/4" Cross Insert	25
 Coupling Insert x Insert	PL1420-010	1" Cross Insert	25
	PL1429-005	1/2" Coupling I x I	50
	PL1429-007	3/4" Coupling I x I	50
	PL1429-010	1" Coupling I x I	50
	PL1429-012	1-1/4" Coupling I x I	25
	PL1429-015	1-1/2" Coupling I x I	25
 Reducing Coupling Insert x Reducing Insert	PL1429-020	2" Coupling I x I	10
	PL1429-101	3/4" x 1/2" Red Coupling I x I	50
	PL1429-130	1" x 1/2" Red Coupling I x I	50
	PL1429-131	1" x 3/4" Red Coupling I x I	50
	PL1429-167	1-1/4" x 3/4" Red Coupling I x I	25
	PL1429-168	1-1/4" x 1" Red Coupling I x I	25
	PL1429-210	1-1/2" x 3/4" Red Coupling I x I	25
	PL1429-211	1-1/2" x 1" Red Coupling I x I	25
	PL1429-212	1-1/2" x 1-1/4" Red Coupling I x I	25
	PL1429-249	2" x 1" Red Coupling I x I	10
	PL1429-250	2" x 1-1/4" Red Coupling I x I	10
	PL1429-251	2" x 1-1/2" Red Coupling I x I	10
 Female Adapter Insert x FPT	PL1432-010	1" x 1" Adapter I x SPG/ (3/4" SLIP)	10
	PL1432-131	3/4" x 1" Adapter I x SPG/ (3/4" SLIP)	10
 Female Adapter Insert x FPT	PL1435-005	1/2" FA I x FPT	50
	PL1435-007	3/4" FA I x FPT	50
	PL1435-010	1" FA I x FPT	50
	PL1435-012	1-1/4" FA I x FPT	25
	PL1435-015	1-1/2" FA I x FPT	25
 Male Adapter Insert x MPT	PL1435-020	2" FA I x FPT	10
	PL1436-005	1/2" MA I x MPT	50
	PL1436-007	3/4" MA I x MPT	50
	PL1436-010	1" MA I x MPT	50
	PL1436-012	1-1/4" MA I x MPT	20
	PL1436-015	1-1/2" MA I x MPT	25
	PL1436-020	2" MA I x MPT	10
 Male Adapter Reducing MPT x Insert	PL1436-074	1/2" x 3/4" Red MA MPT x I	50
	PL1436-075	1/2" x 1" Red MA MPT x I	50
	PL1436-102	3/4" x 1" Red MA MPT x I	50
	PL1436-132	1" x 1-1/4" Red MA MPT x I	25
	PL1436-133	1" x 1-1/2" Red MA MPT x I	25
	PL1436-169	1-1/4" x 1-1/2" Red MA MPT x I	10
PL1436-213	1-1/2" x 2" Red MA MPT x I	10	

ALLIED PRODUCTS









	Part #	Description	Carton Qty
	LASCO POLY INSERT FITTINGS		
	PL1436-101	3/4" x 1/2" Red MA MPT x I	50
	PL1436-131	1" x 3/4" Red MA MPT x I	50
	PL1436-167	1-1/4" x 3/4" Red MA MPT x I	25
	PL1436-168	1-1/4" x 1" Red MA MPT x I	25
	PL1436-211	1-1/2" x 1" Red MA MPT x I	25
	PL1436-212	1-1/2" x 1-1/4" Red MA MPT x I	25
	PL1436-251	2" x 1-1/2" Red MA MPT x I	10
	PL1436-170	1-1/4" x 1-1/4" Pool Adapter 2" Length MPT x SP	25
	PL1436-205	1-1/2" x 1-1/4" Pool Adapter 2" Length MPT x SP	25
	PL1449-005	1/2" Insert Plug	100
	PL1449-007	3/4" Insert Plug	100
	PL1449-010	1" Insert Plug	50
	PL1449-012	1-1/4" Insert Plug	25
	PL1449-015	1-1/2" Insert Plug	25
	PL1449-020	2" Insert Plug	10
	POLY-STRETCH COUPLING		
	PSC-07	3/4" Poly-Stretch Coupling	50
	PSC-10	1" Poly-Stretch Coupling	50
	PSC-12	1-1/4" Poly-Stretch Coupling	25
Avoid extra digging & buckled pipe	PSC-15	1-1/2" Poly-Stretch Coupling	25
	PSC-20	2" Poly-Stretch Coupling	20
	PVC CEMENT & PRIMER		
	AGPC32FD	1 Qt. Oatey's Clear Cement	12
	AGPP32	1 Qt. Oatey's Purple Primer	12
	AGPP32C	1 Qt. Oatey's Clear Primer	12
	AGAWG	1 Qt. Oatey's Clear All Weather Cement	12
	AGRHBGP	1 Pt. Christy's Red Hot Blue Glue	12
	AGRHBG	1 Qt. Christy's Red Hot Blue Glue	12
	AGRHPP	1 Qt. Christy's Purple Primer	12
	PS7601603	1 Qt. Lube for Gasket Seal PVC	12
	AG30221	Plumbers Hand Cleaner 16 oz.	1
	AG31250	32 oz. Cement Carrier	1
	AGD125	Dauber with 1" ball fits 1/2pt-quart can	1
	AGD32	Dauber for 32 oz. Can	1
	TAPES		
	AGHTT520	1/2" x 520" Teflon Tape	1
	AGHTT520-75	3/4" x 520" Teflon Tape	1
	AGHDT260	2" x 60 yd. Duct Tape	1
	AGT60	3/4" x 60' Electrical Tape 8.5 MIL	1
	LENOX PVC SAWS & BLADES		
	MZHSF-120	12" Hand Saw w/300mm Blade	1
	MZHSF-180	18" Hand Saw w/450mm Blade	1
	MZHSB-12	12" 300mm Replacement Blade	1
	MZHSB-18	18" 450mm Replacement Blade	1
	MZSCS-36	36" Stainless Cable Saw	1

ALLIED PRODUCTS

	Part #	Description	Carton Qty
PVC REPAIR ITEMS			
 <p style="text-align: center;">Slip-Fix</p>	SLIP-FIX COUPLINGS		
	LA22305	1/2" Slip-Fix	25
	LA22307	3/4" Slip-Fix	25
	LA22310	1" Slip-Fix	25
	LA22312	1-1/4" Slip-Fix	15
	LA22315	1-1/2" Slip-Fix	15
	LA22320	2" Slip-Fix	12
	LA22325	2-1/2" Slip-Fix	6
	LA22330	3" Slip-Fix	6
	LA22340	4" Slip-Fix	4
 <p style="text-align: center;">Compression Coupling</p>	FLO-CONTROL COMPRESSION COUPLINGS		
	FC110-05	1/2" Compression Coupling	28
	FC110-07	3/4" Compression Coupling	24
	FC110-10	1" Compression Coupling	15
	FC110-12	1-1/4" Compression Coupling	10
	FC110-15	1-1/2" Compression Coupling	16
	FC110-20	2" Compression Coupling	12
	FC110-25	2-1/2" Compression Coupling	3
	FC110-30	3" Compression Coupling	3
	FC110-40	4" Compression Coupling	3
FC110-60	6" Compression Coupling	1	
 <p style="text-align: center;">Spanner Wrench</p>	FLO-CONTROL SPANNER WRENCHES		
	FCW0025	2-1/2" Aluminum Wrench	1
	FCW0030	3" Aluminum Wrench	1
	FCW0040	4" Aluminum Wrench	1
	FCW0060	6" Aluminum Wrench	1
FCBOA-104	1/2" - 4" Adjustable Strap Wrench w/ Plastic Handle	1	
 <p style="text-align: center;">Clamp-it Tapping Saddle</p>	FLO-CONTROL CLAMP-IT TAPPING SADDLES FOR PVC PIPE		
	CL4220-10	2" x 1" FPT Saddle	5
	CL4220-15	2" x 1-1/2" FPT Saddle	5
	CL4225-10	2-1/2" x 1" FPT Saddle	5
	CL4225-15	2-1/2" x 1-1/2" FPT Saddle	5
	CL4225-20	2-1/2" x 2" FPT Saddle	5
	CL4430-10	3" x 1" FPT Saddle	5
	CL4430-15	3" x 1-1/2" FPT Saddle	5
	CL4430-20	3" x 2" FPT Saddle	5
	CL4440-10	4" x 1" FPT Saddle	5
	CL4440-15	4" x 1-1/2" FPT Saddle	5
	CL4440-20	4" x 2" FPT Saddle	5
	CL4460-15	6" x 1-1/2" FPT Saddle	5
	CL4460-20	6" x 2" FPT Saddle	5

* Slip models are available

ALLIED PRODUCTS

Part #	Description	Carton Qty	
ROMAC DOUBLE STRAP SERVICE SADDLES			
 <p>Nylon Coated Saddle w/Stainless Steel Straps</p>	CL202N-210	2" I.P. x 1" Tap Saddle	1
	CL202N-310	3" I.P. x 1" Tap Saddle	1
	CL202N-315	3" I.P. x 1-1/2" Tap Saddle	1
	CL202N-320	3" I.P. x 2" Tap Saddle	1
	CL202N-325	3" I.P. x 2-1/2" Tap Saddle	1
	CL202N-410	4" I.P. x 1" Tap Saddle	1
	CL202N-415	4" I.P. x 1-1/2" Tap Saddle	1
	CL202N-420	4" I.P. x 2" Tap Saddle	1
	CL202N-425	4" I.P. x 2-1/2" Tap Saddle	1
	CL202N-610	6" I.P. x 1" Tap Saddle	1
	CL202N-615	6" I.P. x 1-1/2" Tap Saddle	1
	CL202N-620	6" I.P. x 2" Tap Saddle	1
	CL202N-625	6" I.P. x 2-1/2" Tap Saddle	1
	CL202N-810	8" I.P. x 1" Tap Saddle	1
	CL202N-820	8" I.P. x 2" Tap Saddle	1
CL202N-825	8" I.P. x 2-1/2" Tap Saddle	1	
CL202N-1010	10" I.P. x 1" Tap Saddle	1	
CL202N-1020	10" I.P. x 2" Tap Saddle	1	
CL202N-1210	12" I.P. x 1" Tap Saddle	1	
FORD ULTRA-FLEX DUCTILE IRON COUPLING			
	FC2W-3	3" Ultra-Flex Coupling, Fits Pipe Range 2.88 - 4.29	1
	FC2W-4	4" Ultra-Flex Coupling, Fits Pipe Range 3.96 - 5.60	1
	FC2W-6	6" Ultra-Flex Coupling, Fits Pipe Range 6.23 - 7.60	1
	FC2W-8	8" Ultra-Flex Coupling, Fits Pipe Range 8.40 - 9.75	1
	FC2W-10	10" Ultra-Flex Coupling, Fits Pipe Range 10.75 - 12.12	1
	FC2W-12	12" Ultra-Flex Coupling, Fits Pipe Range 12.75 - 14.38	1
LASCO HEAVY TURF FITTINGS			
 <p>S x S x Acme</p>	LA302-251	2" x 1-1/2" Service Tee S x S x ACME	10
	LA302-291	2-1/2" x 1-1/2" Service Tee S x S x ACME	5
	LA302-337	3" x 1-1/2" Service Tee S x S x ACME	5
 <p>S x S x Acme</p>	LA305-015	1-1/2" Double Swing Tee ACME x ACME x ACME	10
	LA307-251	2" x 1-1/2" Service Elbow S x ACME	10
	LA307-291	2-1/2" x 1-1/2" Service Elbow S x ACME	5
LA307-337	3" x 1-1/2" Service Elbow S x ACME	5	
 <p>Swing Joint Tee G x G x Acme</p>	LA344-251	2" x 1-1/2" Swing Joint Tee G x G x Acme	10
	LA344-291	2-1/2" x 1-1/2" Swing Joint Tee G x G x Acme	10
	LA344-337	3" x 1-1/2" Swing Joint Tee G x G x Acme	10
	LA344-419	4" x 1-1/2" Swing Joint Tee G x G x Acme	10
 <p>Thrust Plug</p>	LA349-020	2" Thrust Plug	15
	LA349-025	2-1/2" Thrust Plug	15
	LA349-030	3" Thrust Plug	10
	LA349-040	4" Thrust Plug	10
 <p>Tap Saddle</p>	LA364-251	2" x 2" x 1-1/2" Tap't Saddles	5
	LA364-337	3" x 3" x 1-1/2" Tap't Saddles	5
	LA364-419	4" x 4" x 1-1/2" Tap't Saddles	5
LASCO COMPACT SWIVEL JOINTS			
	LAT1305	1/2" Compact Swivel Joint (MT x MT)	10
	LAT1307	3/4" Compact Swivel Joint (MT x MT)	10

ALLIED PRODUCTS

			Carton Qty
Part #	Description		



LASCO PVC PRODUCTS

LASCO SCH 40 PVC FITTINGS



Tee
Slip x Slip x Slip

LA401-005	1/2" Tee S x S x S	50
LA401-007	3/4" Tee S x S x S	50
LA401-010	1" Tee S x S x S	50
LA401-012	1-1/4" Tee S x S x S	25
LA401-015	1-1/2" Tee S x S x S	25
LA401-020	2" Tee S x S x S	25
LA401-025	2-1/2" Tee S x S x S	10
LA401-030	3" Tee S x S x S	10
LA401-040	4" Tee S x S x S	5
LA401-060	6" Tee S x S x S	4
LA401-080	8" Tee S x S x S	2



Reducing Tee
Slip x Slip x
Reducing Slip




LA401-101	3/4" x 3/4" x 1/2" Tee S x S x S	50
LA401-125	1" x 3/4" x 3/4" Tee S x S x S	50
LA401-126	1" x 3/4" x 1" Tee S x S x S	50
LA401-130	1" x 1" x 1/2" Tee S x S x S	50
LA401-131	1" x 1" x 3/4" Tee S x S x S	50
LA401-158	1-1/4" X 1" X 1" Tee S x S x S	25
LA401-166	1-1/4" x 1-1/4" x 1/2" Tee S x S x S	25
LA401-167	1-1/4" x 1-1/4" x 3/4" Tee S x S x S	25
LA401-168	1-1/4" x 1-1/4" x 1" Tee S x S x S	25
LA401-209	1-1/2" x 1-1/2" x 1/2" Tee S x S x S	25
LA401-210	1-1/2" x 1-1/2" x 3/4" Tee S x S x S	25
LA401-211	1-1/2" x 1-1/2" x 1" Tee S x S x S	25
LA401-212	1-1/2" x 1-1/2" x 1-1/2" Tee S x S x S	25
LA401-247	2" x 2" x 1/2" Tee S x S x S	10
LA401-248	2" x 2" x 3/4" Tee S x S x S	10
LA401-249	2" x 2" x 1" Tee S x S x S	10
LA401-250	2" x 2" x 1-1/4" Tee S x S x S	10
LA401-251	2" x 2" x 1-1/2" Tee S x S x S	10
LA401-288	2-1/2" x 2-1/2" x 3/4" Tee S x S x S	10
LA401-289	2-1/2" x 2-1/2" x 1" Tee S x S x S	10
LA401-290	2-1/2" x 2-1/2" x 1-1/4" Tee S x S x S	10
LA401-291	2-1/2" x 2-1/2" x 1-1/2" Tee S x S x S	10
LA401-292	2-1/2" x 2-1/2" x 2" Tee S x S x S	10
LA401-335	3" x 3" x 1" Tee S x S x S	10
LA401-337	3" x 3" x 1-1/2" Tee S x S x S	10
LA401-338	3" x 3" x 2" Tee S x S x S	10
LA401-417	4" x 4" x 1" Tee S x S x S	4
LA401-419	4" x 4" x 2" Tee S x S x S	5
LA401-420	4" x 4" x 2" Tee S x S x S	5
LA401-422	4" x 4" x 3" Tee S x S x S	5
LA401-528	6" x 6" x 2" Tee S x S x S	5
LA401-530	6" x 6" x 3" Tee S x S x S	5








Tee Bullhead
Slip x Slip x Slip

LA401-102	3/4" x 3/4" x 1" Tee Bullhead S x S x S	50
LA401-133	1" x 1" x 1-1/2" Tee Bullhead S x S x S	25
LA401-213	1-1/2" x 1-1/2" x 2" Tee Bullhead S x S x S	10
LA401-341	3" x 3" x 4" Tee Bullhead S x S x S	10








ALLIED PRODUCTS

	Part #	Description	Carton Qty
LASCO SCH 40 PVC FITTINGS			
 Tee Slip x Slip x FPT	LA402-005	1/2" Tee S x S x FPT	50
	LA402-007	3/4" Tee S x S x FPT	50
	LA402-010	1" Tee S x S x FPT	50
	LA402-012	1-1/4" Tee S x S x FPT	25
	LA402-015	1-1/2" Tee S x S x FPT	25
	LA402-020	2" Tee S x S x FPT	10
	LA402-030	3" Tee S x S x FPT	10
 Reducing Tee Slip x Slip x Reducing FPT	LA402-094	3/4" x 1/2" x 1/2" Red Tee S x S x FPT	50
	LA402-101	3/4" x 3/4" x 1/2" Red Tee S x S x FPT	50
	LA402-124	1" x 3/4" x 1/2" Red Tee S x S x FPT	50
	LA402-125	1" x 3/4" x 3/4" Red Tee S x S x FPT	50
	LA402-130	1" x 1" x 1/2" Red Tee S x S x FPT	50
	LA402-131	1" x 1" x 3/4" Red Tee S x S x FPT	50
	LA402-157	1-1/4" x 1" x 3/4" Red Tee S x S x FPT	25
	LA402-166	1-1/4" x 1-1/4" x 1/2" Red Tee S x S x FPT	25
	LA402-167	1-1/4" x 1-1/4" x 3/4" Red Tee S x S x FPT	25
	LA402-168	1-1/4" x 1-1/4" x 1" Red Tee S x S x FPT	25
	LA402-199	1-1/2" x 1-1/4" x 1/2" Red Tee S x S x FPT	25
	LA402-209	1-1/2" x 1-1/2" x 1/2" Red Tee S x S x FPT	25
	LA402-210	1-1/2" x 1-1/2" x 3/4" Red Tee S x S x FPT	25
	LA402-211	1-1/2" x 1-1/2" x 1" Red Tee S x S x FPT	25
	LA402-212	1-1/2" x 1-1/2" x 1-1/4" Red Tee S x S x FPT	25
	LA402-247	2" x 2" x 1/2" Red Tee S x S x FPT	10
	LA402-248	2" x 2" x 3/4" Red Tee S x S x FPT	10
	LA402-249	2" x 2" x 1" Red Tee S x S x FPT	10
	LA402-250	2" x 2" x 1-1/4" Red Tee S x S x FPT	10
	LA402-251	2" x 2" x 1-1/2" Red Tee S x S x FPT	10
	LA402-288	2-1/2" x 2-1/2" x 3/4" Red Tee S x S x FPT	10
	LA402-289	2-1/2" x 2-1/2" x 1" Red Tee S x S x FPT	10
	LA402-290	2-1/2" x 2-1/2" x 1-1/4" Red Tee S x S x FPT	10
	LA402-291	2-1/2" x 2-1/2" x 1-1/2" Red Tee S x S x FPT	10
	LA402-292	2-1/2" x 2-1/2" x 2" Red Tee S x S x FPT	10
	LA402-333	3" x 3" x 1/2" Red Tee S x S x FPT	10
	LA402-335	3" x 3" x 1" Red Tee S x S x FPT	10
	LA402-337	3" x 3" x 1-1/2" Red Tee S x S x FPT	10
	LA402-338	3" x 3" x 2" Red Tee S x S x FPT	10
LA402-417	4" x 4" x 1" Red Tee S x S x FPT	5	
LA402-418	4" x 4" x 1-1/4" Red Tee S x S x FPT	5	
LA402-419	4" x 4" x 1-1/2" Red Tee S x S x FPT	5	
LA402-420	4" x 4" x 2" Red Tee S x S x FPT	5	
LA402-422	4" x 4" x 3" Red Tee S x S x FPT	5	
LA402-530	6" x 6" x 3" Red Tee S x S x FPT	5	
 Tee FPT x FPT x FPT	LA405-005	1/2" Tee FPT x FPT x FPT	50
	LA405-007	3/4" Tee FPT x FPT x FPT	50
	LA405-010	1" Tee FPT x FPT x FPT	50
	LA405-012	1-1/4" Tee FPT x FPT x FPT	25
	LA405-015	1-1/2" Tee FPT x FPT x FPT	25








ALLIED PRODUCTS

			Carton Qty
			Qty
Part #	Description		
LASCO SCH 40 PVC FITTINGS			
 <p>90° Ell Slip x Slip</p>	LA406-005	1/2" 90° ELL S x S	50
	LA406-007	3/4" 90° ELL S x S	50
	LA406-010	1" 90° ELL S x S	50
	LA406-012	1-1/4" 90° ELL S x S	25
	LA406-015	1-1/2" 90° ELL S x S	25
	LA406-020	2" 90° ELL S x S	25
	LA406-025	2-1/2" 90° ELL S x S	10
	LA406-030	3" 90° ELL S x S	10
	LA406-040	4" 90° ELL S x S	5
	LA406-060	6" 90° ELL S x S	4
LA406-080	8" 90° ELL S x S	3	
 <p>90° Reducing Ell Slip x Slip</p>	LA406-101	3/4" x 1/2" Red 90° ELL S x S	50
	LA406-130	1" x 1/2" Red 90° ELL S x S	50
	LA406-131	1" x 3/4" Red 90° ELL S x S	50
	LA406-167	1-1/4" x 3/4" Red 90° ELL S x S	25
	LA406-168	1-1/4" x 1" Red 90° ELL S x S	25
	LA406-211	1-1/2" x 1" Red 90° ELL S x S	25
	LA406-212	1-1/2" x 1-1/4" Red 90° ELL S x S	25
	LA406-249	2" x 1" Red 90° ELL S x S	25
	LA406-250	2" x 1-1/4" Red 90° ELL S x S	25
	LA406-251	2" x 1-1/2" Red 90° ELL S x S	25
 <p>90° Ell Slip x FPT</p>	LA407-005	1/2" 90° ELL S x FPT	50
	LA407-007	3/4" 90° ELL S x FPT	50
	LA407-010	1" 90° ELL S x FPT	50
	LA407-012	1-1/4" 90° ELL S x FPT	25
	LA407-015	1-1/2" 90° ELL S x FPT	25
	LA407-020	2" 90° ELL S x FPT	10
	LA407-025	2-1/2" 90° ELL S x FPT	10
	LA407-030	3" 90° ELL S x FPT	10
	LA407-040	4" 90° ELL S x FPT	5
	 <p>90° Reducing Ell Slip x FPT</p>	LA407-101	3/4" x 1/2" Red 90° ELL S x FPT
LA407-130		1" x 1/2" Red 90° ELL S x FPT	50
LA407-131		1" x 3/4" Red 90° ELL S x FPT	50
LA407-168		1-1/4" x 1" Red 90° ELL S x FPT	25
LA407-211		1-1/2" x 1" Red 90° ELL S x FPT	25
LA407-212		1-1/2" x 1-1/4" Red 90° ELL S x FPT	25
LA407-249		2" x 1" Red 90° ELL S x FPT	10
LA407-250		2" x 1-1/4" Red 90° ELL S x FPT	10
LA407-251		2" x 1-1/2" Red 90° ELL S x FPT	10
 <p>90° Ell FPT x FPT</p>		LA408-005	1/2" 90° ELL FPT x FPT
	LA408-007	3/4" 90° ELL FPT x FPT	50
	LA408-010	1" 90° ELL FPT x FPT	50
	LA408-012	1-1/4" x 1" 90° ELL FPT x FPT	25
	LA408-015	1-1/2" x 1" 90° ELL FPT x FPT	25
	LA408-020	2" 90° ELL FPT x FPT	10





ALLIED PRODUCTS

			Carton Qty
			Qty
Part #	Description		
LASCO SCH 40 PVC FITTINGS			
 90° Street Ell Sp x Slip	LA409-005	1/2" 90° ST ELL SP x S	50
	LA409-007	3/4" 90° ST ELL SP x S	50
	LA409-010	1" 90° ST ELL SP x S	50
	LA409-012	1-1/4" 90° ST ELL SP x S	25
	LA409-015	1-1/2" 90° ST ELL SP x S	25
	LA409-020	2" 90° ST ELL SP x S	10
	LA409-025	2-1/2" 90° ST ELL SP x S	10
 90° Street Ell MPT x Slip	LA410-005	1/2" 90° ST ELL MPT x S	50
	LA410-007	3/4" 90° ST ELL MPT x S	50
	LA410-010	1" 90° ST ELL MPT x S	50
	LA410-012	1-1/4" 90° ST ELL MPT x S	25
	LA410-015	1-1/2" 90° ST ELL MPT x S	25
 90° Street Ell Sp x FPT	LA411-005	1/2" 90° ST ELL SP x FPT	50
	LA411-007	3/4" 90° ST ELL SP x FPT	50
	LA411-010	1" 90° ST ELL SP x FPT	50
	LA411-012	1-1/4" 90° ST ELL SP x FPT	25
	LA411-015	1-1/2" 90° ST ELL SP x FPT	25
 90° Street Ell MPT x FPT	LA412-005	1/2" 90° ST ELL MPT x FPT	50
	LA412-007	3/4" 90° ST ELL MPT x FPT	50
	LA412-010	1" 90° ST ELL MPT x FPT	50
	LA412-012	1-1/4" 90° ST ELL MPT x FPT	25
	LA412-015	1-1/2" 90° ST ELL MPT x FPT	25
	LAM412-005	1/2" Marlex 90° ST ELL MPT x FPT	50
	LAM412-007	3/4" Marlex 90° ST ELL MPT x FPT	50
LAM412-010	1" Marlex 90° ST ELL MPT x FPT	50	
 Side Outlet 90° Ell Slip x Slip x Slip	LA413-005	1/2" Side Outlet 90° ELL S x S x S	50
	LA413-007	3/4" Side Outlet 90° ELL S x S x S	50
	LA413-010	1" Side Outlet 90° ELL S x S x S	25
	LA413-015	1-1/2" Side Outlet 90° ELL S x S x S	25
	LA413-020	2" Side Outlet 90° ELL S x S x S	10
 Side Outlet 90° Ell Slip x Slip x FPT	LA414-101	3/4" x 3/4" x 1/2" Side Outlet 90° ELL S x S x FPT	50
	LA414-130	1" x 1" x 1/2" Side Outlet 90° ELL S x S x FPT	25
 45° Ell Slip x Slip	LA417-005	1/2" 45° ELL S x S	50
	LA417-007	3/4" 45° ELL S x S	50
	LA417-010	1" 45° ELL S x S	50
	LA417-012	1-1/4" 45° ELL S x S	25
	LA417-015	1-1/2" 45° ELL S x S	25
	LA417-020	2" 45° ELL S x S	25
	LA417-025	2-1/2" 45° ELL S x S	10
	LA417-030	3" 45° ELL S x S	10
	LA417-040	4" 45° ELL S x S	5
	LA417-060	6" 45° ELL S x S	4
	LA417-080	8" 45° ELL S x S	4

ALLIED PRODUCTS

ALLIED PRODUCTS			Carton Qty
	Part #	Description	Qty
LASCO SCH 40 PVC FITTINGS			
 Slip x Slip	LA465-015	1-1/2" 22-1/2° ELL S x S	20
	LA465-020	2" 22-1/2° ELL S x S	10
	LA465-025	2-1/2" 22-1/2° ELL S x S	10
	LA465-030	3" 22-1/2° ELL S x S	5
	LA465-040	4" 22-1/2° ELL S x S	4
	LA465-060	6" 22-1/2° ELL S x S	3
 Cross Slip x Slip x Slip x Slip	LA420-005	1/2" Cross Slip	50
	LA420-007	3/4" Cross Slip	50
	LA420-010	1" Cross Slip	50
	LA420-012	1-1/4" Cross Slip	25
	LA420-015	1-1/2" Cross Slip	25
	LA420-020	2" Cross Slip	10
	LA420-025	2-1/2" Cross Slip	8
	LA420-030	3" Cross Slip	10
	LA420-040	4" Cross Slip	5
	LA420-337	3" x 3" x 1-1/2" x 1-1/2" Reducing Cross Slip	10
 Reducing Cross Slip	LA420-419	4" x 4" x 1-1/2" x 1-1/2" Reducing Cross Slip	5
	LA428-015	1-1/2" Long Socket Coupling Slip	25
	LA428-020	2" Long Socket Coupling Slip	25
 Coupling Slip x Slip	LA429-005	1/2" Coupling S x S	100
	LA429-007	3/4" Coupling S x S	50
	LA429-010	1" Coupling S x S	50
	LA429-012	1-1/4" Coupling S x S	25
	LA429-015	1-1/2" Coupling S x S	25
	LA429-020	2" Coupling S x S	25
	LA429-025	2-1/2" Coupling S x S	10
	LA429-030	3" Coupling S x S	10
	LA429-040	4" Coupling S x S	5
	LA429-060	6" Coupling S x S	5
	LA429-080	8" Coupling S x S	4
 Reducing Coupling Slip x Slip	LA429-131	1 x 3/4" Red Coupling SLIP	50
	LA429-168	1-1/4 x 1" Red Coupling SLIP	25
	LA429-212	1-1/2 x 1-1/4" Red Coupling SLIP	25
	LA429-251	2 x 1-1/2" Red Coupling SLIP	10
	LA429-338	3 x 2" Red Coupling SLIP	5
	LA429-422	4 x 3" Red Coupling SLIP	4
 Coupling FPT x FPT	LA430-005	1/2" Coupling FPT x FPT	100
	LA430-007	3/4" Coupling FPT x FPT	50
	LA430-010	1" Coupling FPT x FPT	50
 Riser Extender MPT x FPT	LA434-005	1/2" x 2-1/16" Riser Extender MPT x FPT	50
	LA434-007	3/4" x 1-5/8" Riser Extender MPT x FPT	50
	LA434-008	3/4" x 2-5/16" Riser Extender MPT x FPT	50
	LA434-020	2" Riser Extender MPT x FPT	25

ALLIED PRODUCTS

	Part #	Description	Carton Qty
LASCO SCH 40 PVC FITTINGS			
 <p>Female Adapter FPT x Slip</p>	LA435-005	1/2" FA FPT x S	100
	LA435-007	3/4" FA FPT x S	50
	LA435-010	1" FA FPT x S	50
	LA435-012	1-1/4" FA FPT x S	25
	LA435-015	1-1/2" FA FPT x S	25
	LA435-020	2" FA FPT x S	25
	LA435-025	2-1/2" FA FPT x S	10
	LA435-030	3" FA FPT x S	10
	LA435-040	4" FA FPT x S	5
	LA435-060	6" FA FPT x S	4
LA435-080	8" FA FPT x S	4	
 <p>Female Adapter Reducing FPT x Slip</p>	LA435-074	3/4" x 1/2" Red FA FPT x S	50
	LA435-101	1/2" x 3/4" Red FA FPT x S	50
	LA435-102	1" x 3/4" Red FA FPT x S	50
	LA435-131	3/4" x 1" Red FA FPT x S	50
	LA435-211	1-1/2" x 1" Red FA FPT x S	25
 <p>Male Adapter MPT x Slip</p>	LA436-005	1/2" MA MPT x S	100
	LA436-007	3/4" MA MPT x S	50
	LA436-010	1" MA MPT x S	50
	LA436-012	1-1/4" MA MPT x S	25
	LA436-015	1-1/2" MA MPT x S	25
	LA436-020	2" MA MPT x S	25
	LA436-025	2-1/2" MA MPT x S	10
	LA436-030	3" MA MPT x S	10
	LA436-040	4" MA MPT x S	5
	LA436-060	6" MA MPT x S	4
LA436-080	8" MA MPT x S	4	
 <p>Male Adapter Reducing MPT x Slip</p>	LA436-074	1/2" x 3/4" Red MA MPT x S	50
	LA436-101	3/4" x 1/2" Red MA MPT x S	50
	LA436-102	3/4" x 1" Red MA MPT x S	50
	LA436-131	1" x 3/4" Red MA MPT x S	50
	LA436-132	1" x 1-1/4" Red MA MPT x S	25
	LA436-168	1-1/4" x 1" Red MA MPT x S	25
	LA436-169	1-1/4" x 1-1/2" Red MA MPT x S	25
	LA436-212	1-1/2" x 1-1/4" Red MA MPT x S	25
	LA436-213	1-1/2" x 2" Red MA MPT x S	10
	LA436-251	2" x 1-1/2" Red MA MPT x S	10
	LA436-252	2" x 2-1/2" Red MA MPT x S	10
	LA436-253	2" x 3" Red MA MPT x S	10
	LA436-293	2-1/2" x 3" Red MA MPT x S	10
	LA436-341	3" X 4" Red MA MPT x S	10

ALLIED PRODUCTS



Reducer Bushing
Sp x Slip





Part #	Description	Carton Qty
LASCO SCH 40 PVC FITTINGS		
LA437-101	3/4" x 1/2" Red Bushing Sp x S	100
LA437-130	1" x 1/2" Red Bushing Sp x S	100
LA437-131	1" x 3/4" Red Bushing Sp x S	100
LA437-166	1-1/4" x 1/2" Red Bushing Sp x S	25
LA437-167	1-1/4" x 3/4" Red Bushing Sp x S	25
LA437-168	1-1/4" x 1" Red Bushing Sp x S	25
LA437-209	1-1/2" x 1/2" Red Bushing Sp x S	25
LA437-210	1-1/2" x 3/4" Red Bushing Sp x S	25
LA437-211	1-1/2" x 1" Red Bushing Sp x S	25
LA437-212	1-1/2" x 1-1/4" Red Bushing Sp x S	25
LA437-247	2" x 1/2" Red Bushing Sp x S	10
LA437-248	2" x 3/4" Red Bushing Sp x S	10
LA437-249	2" x 1" Red Bushing Sp x S	10
LA437-250	2" x 1-1/4" Red Bushing Sp x S	10
LA437-251	2" x 1-1/2" Red Bushing Sp x S	25
LA437-289	2-1/2" x 1" Red Bushing Sp x S	10
LA437-290	2-1/2" x 1-1/4" Red Bushing Sp x S	10
LA437-291	2-1/2" x 1-1/2" Red Bushing Sp x S	10
LA437-292	2-1/2" x 2" Red Bushing Sp x S	10
LA437-335	3" x 1" Red Bushing Sp x S	10
LA437-336	3" x 1-1/4" Red Bushing Sp x S	10
LA437-337	3" x 1-1/2" Red Bushing Sp x S	10
LA437-338	3" x 2" Red Bushing Sp x S	10
LA437-339	3" x 2-1/2" Red Bushing Sp x S	10
LA437-420	4" x 2" Red Bushing Sp x S	5
LA437-421	4" x 2-1/2" Red Bushing Sp x S	5
LA437-422	4" x 3" Red Bushing Sp x S	5
LA437-530	6" x 3" Red Bushing Sp x S	5
LA437-532	6" x 4" Red Bushing Sp x S	5
LA437-582	8" x 4" Red Bushing Sp x S	5
LA437-585	8" x 6" Red Bushing Sp x S	5









Reducer Bushing
Sp x FPT

LA438-071	1/2" x 1/8" Red Bushing Sp x FPT	100
LA438-072	1/2" x 1/4" Red Bushing Sp x FPT	100
LA438-101	3/4" x 1/2" Red Bushing Sp x FPT	100
LA438-130	1" x 1/2" Red Bushing Sp x FPT	100
LA438-131	1" x 3/4" Red Bushing Sp x FPT	100
LA438-166	1-1/4" x 1/2" Red Bushing Sp x FPT	25
LA438-167	1-1/4" x 3/4" Red Bushing Sp x FPT	25
LA438-168	1-1/4" x 1" Red Bushing Sp x FPT	25
LA438-209	1-1/2" x 1/2" Red Bushing Sp x FPT	25
LA438-210	1-1/2" x 3/4" Red Bushing Sp x FPT	25
LA438-211	1-1/2" x 1" Red Bushing Sp x FPT	25
LA438-212	1-1/2" x 1-1/4" Red Bushing Sp x FPT	25
LA438-247	2" x 1/2" Red Bushing Sp x FPT	10
LA438-248	2" x 3/4" Red Bushing Sp x FPT	10
LA438-249	2" x 1" Red Bushing Sp x FPT	10
LA438-250	2" x 1-1/4" Red Bushing Sp x FPT	10
LA438-251	2" x 1-1/2" Red Bushing Sp x FPT	10
LA438-289	2-1/2" x 1" Red Bushing Sp x FPT	10
LA438-290	2-1/2" x 1-1/4" Red Bushing Sp x FPT	10
LA438-291	2-1/2" x 1-1/2" Red Bushing Sp x FPT	10

ALLIED PRODUCTS

	Part #	Description	Carton Qty
LASCO SCH 40 PVC FITTINGS			
 <p style="font-size: small;">Reducer Bushing Sp x FPT</p>	LA438-292	2-1/2" x 2" Red Bushing Sp x FPT	10
	LA438-335	3" x 1" Red Bushing Sp x FPT	10
	LA438-336	3" x 1-1/4" Red Bushing Sp x FPT	10
	LA438-337	3" x 1-1/2" Red Bushing Sp x FPT	10
	LA438-338	3" x 2" Red Bushing Sp x FPT	10
	LA438-339	3" x 2-1/2" Red Bushing Sp x FPT	10
	LA438-420	4" x 2" Red Bushing Sp x FPT	5
	LA438-421	4" x 2-1/2" Red Bushing Sp x FPT	5
	LA438-422	4" x 3" Red Bushing Sp x FPT	5
	LA438-532	6" x 4" Red Bushing Sp x FPT	5
	LA439-005	1/2" x 1/2" Red Bushing MPT x FPT	50
	LA439-072	1/2" x 1/4" Red Bushing MPT x FPT	50
	LA439-098	3/4" x 1/4" Red Bushing MPT x FPT	50
 <p style="font-size: small;">Threaded Reducer Bushings MPT x FPT</p>	LA439-101	3/4" x 1/2" Red Bushing MPT x FPT	50
	LA439-130	1" x 1/2" Red Bushing MPT x FPT	50
	LA439-131	1" x 3/4" Red Bushing MPT x FPT	50
	LA439-166	1-1/4" x 1/2" Red Bushing MPT x FPT	25
	LA439-167	1-1/4" x 3/4" Red Bushing MPT x FPT	25
	LA439-168	1-1/4" x 1" Red Bushing MPT x FPT	25
	LA439-198	1-1/2" x 2" Red Bushing MPT x FPT	10
	LA439-209	1-1/2" x 1/2" Red Bushing MPT x FPT	25
	LA439-210	1-1/2" x 3/4" Red Bushing MPT x FPT	25
	LA439-211	1-1/2" x 1" Red Bushing MPT x FPT	25
	LA439-212	1-1/2" x 1-1/4" Red Bushing MPT x FPT	25
	LA439-249	2" x 1" Red Bushing MPT x FPT	10
	LA439-250	2" x 1-1/4" Red Bushing MPT x FPT	10
	LA439-251	2" x 1-1/2" Red Bushing MPT x FPT	10
	LA439-292	2-1/2" x 2" Red Bushing MPT x FPT	10
	LA439-338	3" x 2" Red Bushing MPT x FPT	5
	 <p style="font-size: small;">CAP Slip</p>	LA447-005	1/2" CAP Slip
LA447-007		3/4" CAP Slip	100
LA447-010		1" CAP Slip	50
LA447-012		1-1/4" CAP Slip	25
LA447-015		1-1/2" CAP Slip	25
LA447-020		2" CAP Slip	25
LA447-025		2-1/2" CAP Slip	10
LA447-030		3" CAP Slip	10
LA447-040		4" CAP Slip	5
LA447-060		6" CAP Slip	5
LA447-080	8" CAP Slip	4	
 <p style="font-size: small;">CAP FIPT</p>	LA448-005	1/2" CAP FIPT	100
	LA448-007	3/4" CAP FIPT	100
	LA448-010	1" CAP FIPT	50
	LA448-012	1-1/4" CAP FIPT	25
	LA448-015	1-1/2" CAP FIPT	25
	LA448-020	2" CAP FIPT	10
	LA448-025	2-1/2" CAP FIPT	10
	LA448-030	3" CAP FIPT	10
LA448-040	4" CAP FIPT	5	

ALLIED PRODUCTS



			Carton Qty
			Qty
Part #	Description		
LASCO SCH 40 PVC FITTINGS			
 Plug Sp	LA449-005	1/2" Plug Sp	50
	LA449-007	3/4" Plug Sp	50
	LA449-010	1" Plug Sp	50
	LA449-012	1-1/4" Plug Sp	25
	LA449-015	1-1/2" Plug Sp	25
	LA449-020	2" Plug Sp	10
	LA449-025	2-1/2" Plug Sp	10
	LA449-030	3" Plug Sp	10
	LA449-040	4" Plug Sp	5
	 Plug MPT	LA450-005	1/2" Plug MPT
LA450-007		3/4" Plug MPT	50
LA450-010		1" Plug MPT	50
LA450-012		1-1/4" Plug MPT	25
LA450-015		1-1/2" Plug MPT	25
LA450-020		2" Plug MPT	10
LA450-025		2-1/2" Plug MPT	10
LA450-030		3" Plug MPT	10
LA450-040		4" Plug MPT	5
 Union Slip		LA457-005	1/2" Union (O-Ring Type) SxS
	LA457-007	3/4" Union (O-Ring Type) SxS	10
	LA457-010	1" Union (O-Ring Type) SxS	10
	LA457-012	1-1/4" Union (O-Ring Type) SxS	5
	LA457-015	1-1/2" Union (O-Ring Type) SxS	5
	LA457-020	2" Union (O-Ring Type) SxS	5
 Union FPT x FPT	LA458-007	3/4" Union (O-Ring Type) FPTxFPT	10
	LA458-010	1" Union (O-Ring Type) FPTxFPT	10
	LA458-012	1-1/4" Union (O-Ring Type) FPTxFPT	5
	LA458-015	1-1/2" Union (O-Ring Type) FPTxFPT	5
	LA458-020	2" Union (O-Ring Type) FPTxFPT	5
 Adapter Slip x Insert	LA474-007	3/4" Adapter S x I	50
	LA474-010	1" Adapter S x I	50
	LA474-015	1-1/2" Adapter S x I	25
	LA474-020	2" Adapter S x I	25
 Deep Socket	LA482-015	1-1/2" Deep Socket Coupling Slip	25
	LA482-020	2" Deep Socket Coupling Slip	25
	LA482-025	2-1/2" Deep Socket Coupling Slip	10
	LA482-030	3" Deep Socket Coupling Slip	10
	LA482-040	4" Deep Socket Coupling Slip	5



LASCO SCH 80 PVC FITTINGS

Please Call Your Century Representative for Pricing.

ALLIED PRODUCTS

	Part #	Description	Carton Qty
	LASCO CUT-OFF POLY NIPPLES		
 <p>4 in 1 Nipple Allows Choice of size</p>	LAM481-005	1/2" x 6" Green Poly Cut-Off Nipple TBE	50
	LAM481-007	3/4" x 6" Green Poly Cut-Off Nipple TBE	25
	LAM481-101	3/4" x 1/2" x 6" Green Poly Cut-Off Nipple TBE	50
	LAM491-005	1/2" x 1/2" x 7" Brown Poly Cut-Off Nipple MIPT x FIPT	25
	LASCO SCH 80 THREADED BOTH ENDS (TBE) NIPPLES		
 <p>SCH 80 TBE Nipples</p>	LA205-011	1/2" x 1-1/8" (Close) SCH 80 Nipple	50
	LA205-020	1/2" x 2" SCH 80 Nipple	50
	LA205-030	1/2" x 3" SCH 80 Nipple	50
	LA205-040	1/2" x 4" SCH 80 Nipple	50
	LA205-060	1/2" x 6" SCH 80 Nipple	50
	LA205-080	1/2" x 8" SCH 80 Nipple	50
	LA205-100	1/2" x 10" SCH 80 Nipple	50
	LA205-120	1/2" x 12" SCH 80 Nipple	50
	LA205-180	1/2" x 18" SCH 80 Nipple	50
	LA205-240	1/2" x 24" SCH 80 Nipple	50
	LA205-360	1/2" x 36" SCH 80 Nipple	50
	LA205-480	1/2" x 48" SCH 80 Nipple	50
	LA207-013	3/4" x 1-13/8" (Close) SCH 80 Nipple	50
	LA207-020	3/4" x 2" SCH 80 Nipple	50
	LA207-030	3/4" x 3" SCH 80 Nipple	50
	LA207-040	3/4" x 4" SCH 80 Nipple	50
	LA207-060	3/4" x 6" SCH 80 Nipple	50
	LA207-080	3/4" x 8" SCH 80 Nipple	50
	LA207-100	3/4" x 10" SCH 80 Nipple	50
	LA207-120	3/4" x 12" SCH 80 Nipple	50
	LA207-180	3/4" x 18" SCH 80 Nipple	50
	LA207-240	3/4" x 24" SCH 80 Nipple	25
	LA207-360	3/4" x 36" SCH 80 Nipple	25
	LA207-480	3/4" x 48" SCH 80 Nipple	25
	LA210-015	1" x 1-1/2" (Close) SCH 80 Nipple	50
	LA210-020	1" x 2" (Short) SCH 80 Nipple	50
	LA210-030	1" x 3" SCH 80 Nipple	50
	LA210-040	1" x 4" SCH 80 Nipple	50
	LA210-060	1" x 6" SCH 80 Nipple	50
	LA210-080	1" x 8" SCH 80 Nipple	50
LA210-100	1" x 10" SCH 80 Nipple	50	
LA210-120	1" x 12" SCH 80 Nipple	50	
LA210-480	1" x 48" SCH 80 Nipple	20	
LA212-016	1-1/4" x 1-5/8" (Close) SCH 80 Nipple	25	
LA212-020	1-1/4" x 2" (Short) SCH 80 Nipple	25	
LA212-025	1-1/4" x 2-1/2" (Short) SCH 80 Nipple	25	
LA212-030	1-1/4" x 3" SCH 80 Nipple	25	
LA212-040	1-1/4" x 4" SCH 80 Nipple	25	
LA212-060	1-1/4" x 6" SCH 80 Nipple	25	
LA212-080	1-1/4" x 8" SCH 80 Nipple	25	
LA212-100	1-1/4" x 10" SCH 80 Nipple	25	
LA212-120	1-1/4" x 12" SCH 80 Nipple	25	

ALLIED PRODUCTS



SCH 80 TBE
Nipples

Part #	Description	Carton Qty
LASCO SCH 80 THREADED BOTH ENDS (TBE) NIPPLES		
LA215-017	1-1/2" x 1-3/4" (Close) SCH 80 Nipple	25
LA215-020	1-1/2" x 2" (Short) SCH 80 Nipple	25
LA215-025	1-1/2" x 2-1/2" (Short) SCH 80 Nipple	25
LA215-030	1-1/2" x 3" SCH 80 Nipple	25
LA215-040	1-1/2" x 4" SCH 80 Nipple	25
LA215-060	1-1/2" x 6" SCH 80 Nipple	25
LA215-080	1-1/2" x 8" SCH 80 Nipple	25
LA215-100	1-1/2" x 10" SCH 80 Nipple	25
LA215-120	1-1/2" x 12" SCH 80 Nipple	25
LA215-180	1-1/2" x 18" SCH 80 Nipple	25
LA215-240	1-1/2" x 24" SCH 80 Nipple	25
LA220-020	2" x 2" (Close) SCH 80 Nipple	10
LA220-025	2" x 2-1/2" (Short) SCH 80 Nipple	10
LA220-030	2" x 3" SCH 80 Nipple	10
LA220-040	2" x 4" SCH 80 Nipple	10
LA220-060	2" x 6" SCH 80 Nipple	10
LA220-080	2" x 8" SCH 80 Nipple	10
LA220-100	2" x 10" SCH 80 Nipple	10
LA220-120	2" x 12" SCH 80 Nipple	15
LA220-180	2" x 18" SCH 80 Nipple	10
LA220-240	2" x 24" SCH 80 Nipple	10
LA225-025	2-1/2" x 2-1/2" (Close) SCH 80 Nipple	5
LA225-030	2-1/2" x 3" (Short) SCH 80 Nipple	5
LA225-040	2-1/2" x 4" SCH 80 Nipple	5
LA225-060	2-1/2" x 6" SCH 80 Nipple	5
LA225-080	2-1/2" x 8" SCH 80 Nipple	5
LA225-100	2-1/2" x 10" SCH 80 Nipple	5
LA225-120	2-1/2" x 12" SCH 80 Nipple	10
LA230-026	2" x 2-5/8" (Close) SCH 80 Nipple	5
LA230-030	3" x 3" (Short) SCH 80 Nipple	5
LA230-040	3" x 4" SCH 80 Nipple	5
LA230-060	3" x 6" SCH 80 Nipple	5
LA230-080	3" x 8" SCH 80 Nipple	5
LA230-100	3" x 10" SCH 80 Nipple	5
LA230-120	3" x 12" SCH 80 Nipple	8
LA230-180	3" x 18" SCH 80 Nipple	10
LA240-028	4" x 2-7/8" (Close) SCH 80 Nipple	5
LA240-040	4" x 4" (Short) SCH 80 Nipple	5
LA240-060	4" x 6" SCH 80 Nipple	5
LA240-080	4" x 8" SCH 80 Nipple	5
LA240-100	4" x 10" SCH 80 Nipple	5
LA240-120	4" x 12" SCH 80 Nipple	5

ALLIED PRODUCTS



SCH 80 TOE
Nipples





Part #	Description	Carton Qty
LASCO SCH 80 THREADED ONE END (TOE) NIPPLES		
LA110-015	1" x 1-1/2" (close) SCH 80 Toe Nipple	50
LA110-020	1" x 2" (Short) SCH 80 Toe Nipple	50
LA110-030	1" x 3" SCH 80 Toe Nipple	50
LA110-040	1" x 4" SCH 80 Toe Nipple	50
LA110-060	1" x 6" SCH 80 Toe Nipple	50
LA110-080	1" x 8" SCH 80 Toe Nipple	50
LA110-100	1" x 10" SCH 80 Toe Nipple	50
LA110-120	1" x 12" SCH 80 Toe Nipple	50
LA110-180	1" x 18" SCH 80 Toe Nipple	50
LA110-240	1" x 24" SCH 80 Toe Nipple	20
LA112-040	1-1/4" x 4" SCH 80 Toe Nipple	25
LA112-060	1-1/4" x 6" SCH 80 Toe Nipple	25
LA112-120	1-1/4" x 12" SCH 80 Toe Nipple	25
LA115-030	1-1/2" x 3" SCH 80 Toe Nipple	25
LA115-040	1-1/2" x 4" SCH 80 Toe Nipple	25
LA115-060	1-1/2" x 6" SCH 80 Toe Nipple	25
LA115-080	1-1/2" x 8" SCH 80 Toe Nipple	25
LA115-100	1-1/2" x 10" SCH 80 Toe Nipple	25
LA115-120	1-1/2" x 12" SCH 80 Toe Nipple	25
LA120-030	2" x 3" SCH 80 Toe Nipple	10
LA120-040	2" x 4" SCH 80 Toe Nipple	10
LA120-060	2" x 6" SCH 80 Toe Nipple	10
LA120-080	2" x 8" SCH 80 Toe Nipple	10
LA120-100	2" x 10" SCH 80 Toe Nipple	10
LA120-120	2" x 12" SCH 80 Toe Nipple	15
LA120-180	2" x 18" SCH 80 Toe Nipple	10
LA120-240	2" x 24" SCH 80 Toe Nipple	10
LA125-030	2-1/2" x 3" SCH 80 Toe Nipple	5
LA125-040	2-1/2" x 4" SCH 80 Toe Nipple	5
LA125-060	2-1/2" x 6" SCH 80 Toe Nipple	5
LA125-080	2-1/2" x 8" SCH 80 Toe Nipple	5
LA125-100	2-1/2" x 10" SCH 80 Toe Nipple	5
LA125-120	2-1/2" x 12" SCH 80 Toe Nipple	10
LA130-040	3" x 4" SCH 80 Toe Nipple	5
LA130-060	3" x 6" SCH 80 Toe Nipple	5
LA130-080	3" x 8" SCH 80 Toe Nipple	5
LA130-100	3" x 10" SCH 80 Toe Nipple	5
LA130-120	3" x 12" SCH 80 Toe Nipple	5
LA140-040	4" x 4" SCH 80 Toe Nipple	5
LA140-060	4" x 6" SCH 80 Toe Nipple	5
LA140-080	4" x 8" SCH 80 Toe Nipple	5









Conduit Ell
90° Plain End

ELECTRICAL PLASTIC CONDUIT ELLS		
CT5133846	1" 90° SCH 40 18" Radius Conduit Ell	1
CT5133844	2" 90° SCH 40 18" Radius Conduit Ell	1
CT5133858	3" 90° SCH 40 18" Radius Conduit Ell	1





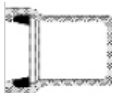
ALLIED PRODUCTS

	Part #	Description	Carton Qty
HARCO PVC GASKETED FITTINGS			
  Coupling w/Stop	Line Coupling with Stop (G x G)		
	HA108-015	1-1/2" Line Coupling w/Stop	24
	HA108-020	2" Line Coupling w/Stop	24
	HA108-025	2-1/2" Line Coupling w/Stop	24
	HA108-030	3" Line Coupling w/Stop	24
	HA108-040	4" Line Coupling w/Stop	24
	HA108-060	6" Line Coupling w/Stop	12
HA108-080	8" Line Coupling w/Stop	6	
 Repair Coupling No Stop	Repair Coupling No Stop (G x G) Knock-On Style		
	HA109-015	1-1/2" Repair Coupling (No Stop)	24
	HA109-020	2" Repair Coupling (No Stop)	24
	HA109-025	2-1/2" Repair Coupling (No Stop)	24
	HA109-030	3" Repair Coupling (No Stop)	24
	HA109-040	4" Repair Coupling (No Stop)	12
	HA109-060	6" Repair Coupling (No Stop)	6
	HA109-080	8" Repair Coupling (No Stop)	4
	HA109-100	10" Repair Coupling (No Stop)	1
	HA109-120	12" Repair Coupling (No Stop)	1
 Tee Gasket	Tee (G x G x G)		
	HA112-150	1-1/2" Tee G x G x G	12
	HA112-215	2" x 1-1/2" Tee G x G x G	12
	HA112-220	2" Tee G x G x G	12
	HA112-251	2-1/2" x 1-1/2" Tee G x G x G	1
	HA112-252	2-1/2" x 2" Tee G x G x G	12
	HA112-255	2-1/2" Tee G x G x G	12
	HA112-315	3" x 1-1/2" Tee G x G x G	12
	HA112-320	3" x 2" Tee G x G x G	12
	HA112-325	3" x 2-1/2" Tee G x G x G	12
	HA112-330	3" Tee G x G x G	12
	HA112-420	4" x 2" Tee G x G x G	12
	HA112-425	4" x 2-1/2" Tee G x G x G	12
	HA112-430	4" x 3" Tee G x G x G	12
	HA112-440	4" Tee G x G x G	12
	HA112-620	6" x 2" Tee G x G x G	4
	HA112-630	6" x 3" Tee G x G x G	4
	HA112-640	6" x 4" Tee G x G x G	4
HA112-660	6" Tee G x G x G	4	
HA112-840	8" x 4" Tee G x G x G	2	
HA112-860	8" x 6" Tee G x G x G	2	
HA112-880	8" Tee G x G x G	2	

ALLIED PRODUCTS

	Part #	Description	Carton Qty
 <p>Reducer Sp x Gasket</p>	Reducer - SEB (Spigot x G)		
	HA116-215	2" x 1-1/2" Reducer SP x G	12
	HA116-252	2-1/2" x 2" Reducer SP x G	12
	HA116-320	3" x 2" Reducer SP x G	12
	HA116-325	3" x 2-1/2" Reducer SP x G	12
	HA116-420	4" x 2" Reducer SP x G	12
	HA116-425	4" x 2-1/2" Reducer SP x G	12
	HA116-430	4" x 3" Reducer SP x G	12
	HA116-630	6" x 3" Reducer SP x G	4
HA116-640	6" x 4" Reducer SP x G	12	
HA116-860	8" x 6" Reducer SP x G	4	
 <p>90° Ell Gasket</p>	90° Elbow (G x G)		
	HA118-015	1-1/2" 90° EL G x G	12
	HA118-020	2" 90° EL G x G	12
	HA118-025	2-1/2" 90° EL G x G	12
	HA118-030	3" 90° EL G x G	12
	HA118-040	4" 90° EL G x G	12
	HA118-060	6" 90° EL G x G	4
HA118-080	8" 90° EL G x G	4	
 <p>45° Ell Gasket</p>	45° Elbow (G x G)		
	HA122-015	1-1/2" 45° EL G x G	1
	HA122-020	2" 45° EL G x G	12
	HA122-025	2-1/2" 45° EL G x G	12
	HA122-030	3" 45° EL G x G	12
	HA122-040	4" 45° EL G x G	12
	HA122-060	6" 45° EL G x G	4
HA122-080	8" 45° EL G x G	4	
 <p>22-1/2° Elbow</p>	22-1/2° Elbow (G x G)		
	HA124-020	2" 22-1/2° EL G x G	1
	HA124-030	3" 22-1/2° EL G x G	1
	HA124-040	4" 22-1/2° EL G x G	1
HA124-060	6" 22-1/2° EL G x G	1	
 <p>11-1/4° Elbow</p>	11-1/4° Elbow (G x G)		
	HA126-020	2" 11-1/4° EL G x G	1
	HA126-030	3" 11-1/4° EL G x G	1
	HA126-040	4" 11-1/4° EL G x G	1
HA126-060	6" 11-1/4° EL G x G	1	
 <p>Adapter Spigot x Gasket</p>	Adapter (Gasket x Spigot GxS)		
	HA130-015	1-1/2" Adapter Spigot x Gasket	12
	HA130-020	2" Adapter Spigot x Gasket	12
	HA130-025	2-1/2" Adapter Spigot x Gasket	12
	HA130-030	3" Adapter Spigot x Gasket	12
	HA130-040	4" Adapter Spigot x Gasket	1
HA130-060	6" Adapter Spigot x Gasket	1	

ALLIED PRODUCTS

			Carton Qty
	Part #	Description	
 <p align="center">Adapter Gasket x MIPT</p>	Adapter (Gasket x Male NPT)		
	HA131-015	1-1/2" Adapter Gasket x MIPT	12
	HA131-020	2" Adapter Gasket x MIPT	12
	HA131-025	2-1/2" Adapter Gasket x MIPT	12
	HA131-030	3" Adapter Gasket x MIPT	12
	HA131-040	4" Adapter Gasket x MIPT	1
	HA131-060	6" Adapter Gasket x MIPT	1
 <p align="center">Adapter Gasket x FNPT</p>	Adapter (Gasket x Female NPT)		
	HA132-015	1-1/2" NPT Adapter G x FNPT	1
	HA132-020	2" NPT Adapter G x FNPT	1
	HA132-025	2-1/2" NPT Adapter G x FNPT	1
	HA132-030	3" NPT Adapter G x FNPT	1
	HA132-040	4" NPT Adapter G x FNPT	1
	HA132-060	6" NPT Adapter G x FNPT	1
 <p align="center">Adapter Plain End x MIPT</p>	Adapter (Plain End x Male NPT)		
	HA133-015	1-1/2" Adapter PE x MIPT	1
	HA133-020	2" Adapter PE x MIPT	12
	HA133-025	2-1/2" Adapter PE x MIPT	1
	HA133-030	3" Adapter PE x MIPT	1
	HA133-040	4" Adapter PE x MIPT	1
	HA133-060	6" Adapter PE x MIPT	1
 <p align="center">Plug Sp</p>	Plug (Spigot)		
	HA144-015	1-1/2" Plug SP	1
	HA144-020	2" Plug SP	12
	HA144-025	2-1/2" Plug SP	12
	HA144-030	3" Plug SP	12
	HA144-040	4" Plug SP	12
	HA144-060	6" Plug SP	12
	HA144-080	8" Plug SP	4
 <p align="center">Cap Gasket</p>	Cap (Gasket)		
	HA149-015	1-1/2" Cap G	1
	HA149-020	2" Cap G	12
	HA149-025	2-1/2" Cap G	1
	HA149-030	3" Cap G	1
	HA149-040	4" Cap G	1
	HA149-060	6" Cap G	1

ALLIED PRODUCTS



Part #	Description	Carton Qty
Service Tee (Gasket x Gasket x Female NPT)		
HA151-153	1-1/2" x 3/4" Ser Tee G x G x FIPT	1
HA151-154	1-1/2" x 1" Ser Tee G x G x FIPT	1
HA151-155	1-1/2" x 1-1/4" Ser Tee G x G x FIPT	1
HA151-202	2" x 1/2" Ser Tee G x G x FIPT	12
HA151-203	2" x 3/4" Ser Tee G x G x FIPT	12
HA151-204	2" x 1" Ser Tee G x G x FIPT	12
HA151-205	2" x 1-1/4" Ser Tee G x G x FIPT	12
HA151-206	2" x 1-1/2" Ser Tee G x G x FIPT	12
HA151-252	2-1/2" x 1/2" Ser Tee G x G x FIPT	12
HA151-253	2-1/2" x 3/4" Ser Tee G x G x FIPT	12
HA151-254	2-1/2" x 1" Ser Tee G x G x FIPT	12
HA151-255	2-1/2" x 1-1/4" Ser Tee G x G x FIPT	12
HA151-256	2-1/2" x 1-1/2" Ser Tee G x G x FIPT	12
HA151-258	2-1/2" x 2" Ser Tee G x G x FIPT	12
HA151-302	3" x 1/2" Ser Tee G x G x FIPT	12
HA151-303	3" x 3/4" Ser Tee G x G x FIPT	12
HA151-304	3" x 1" Ser Tee G x G x FIPT	12
HA151-305	3" x 1-1/4" Ser Tee G x G x FIPT	12
HA151-306	3" x 1-1/2" Ser Tee G x G x FIPT	12
HA151-308	3" x 2" Ser Tee G x G x FIPT	12
HA151-402	4" x 1/2" Ser Tee G x G x FIPT	8
HA151-403	4" x 3/4" Ser Tee G x G x FIPT	8
HA151-404	4" x 1" Ser Tee G x G x FIPT	8
HA151-405	4" x 1-1/4" Ser Tee G x G x FIPT	8
HA151-406	4" x 1-1/2" Ser Tee G x G x FIPT	8
HA151-408	4" x 2" Ser Tee G x G x FIPT	8
HA151-604	6" x 1" Ser Tee G x G x FIPT	6
HA151-606	6" x 1-1/2" Ser Tee G x G x FIPT	6
HA151-608	6" x 2" Ser Tee G x G x FIPT	6



Acme Service Tee (Gasket x Gasket x Acme)		
HA153-204	2" x 1" Ser Tee G x G x Acme	16
HA153-205	2" x 1-1/4" Ser Tee G x G x Acme	16
HA153-206	2" x 1-1/2" Ser Tee G x G x Acme	16
HA153-254	2-1/2" x 1" Ser Tee G x G x Acme	16
HA153-255	2-1/2" x 1-1/4" Ser Tee G x G x Acme	16
HA153-256	2-1/2" x 1-1/2" Ser Tee G x G x Acme	16
HA153-304	3" x 1" Ser Tee G x G x Acme	16
HA153-305	3" x 1-1/4" Ser Tee G x G x Acme	16
HA153-306	3" x 1-1/2" Ser Tee G x G x Acme	16

Replacement Harco Pressure Gasket		
HA195-015	1-1/2" Replacement Pressure Gasket	1
HA195-020	2" Replacement Pressure Gasket	1
HA195-025	2-1/2" Replacement Pressure Gasket	1
HA195-030	3" Replacement Pressure Gasket	1
HA195-040	4" Replacement Pressure Gasket	1
HA195-060	6" Replacement Pressure Gasket	1
HA195-080	8" Replacement Pressure Gasket	1

ALLIED PRODUCTS

	Part #	Description	Carton Qty
--	--------	-------------	------------

HARCO DEEP BELL DUCTILE IRON FITTINGS FOR IPS SIZE PVC PIPE



Repair
Coupling

	Repair Coupling (Knock-on)		
HA80140	2" Repair Coupling (Knock-on)		1
HA80240	2-1/2" Repair Coupling (Knock-on)		1
HA80340	3" Repair Coupling (Knock-on)		1
HA80440	4" Repair Coupling (Knock-on)		1
HA80640	6" Repair Coupling (Knock-on)		1
HA80840	8" Repair Coupling (Knock-on)		1
HA81040	10" Repair Coupling (Knock-on)		1
HA81240	12" Repair Coupling (Knock-on)		1

Service Tee (Gasket x Gasket x Female NPT)



Service Tee
GxGxFemale NPT





	Service Tee (Gasket x Gasket x Female NPT)		
HA801502	2" x 1" Service Tee (G x G x Female NPT)		1
HA8015025	2" x 1-1/4" Service Tee (G x G x Female NPT)		1
HA801503	2" x 1-1/2" Service Tee (G x G x Female NPT)		1
HA801504	2" x 2" Service Tee (G x G x Female NPT)		1
HA802502	2-1/2" x 1" Service Tee (G x G x Female NPT)		1
HA8025025	2-1/2" x 1-1/4" Service Tee (G x G x Female NPT)		1
HA802503	2-1/2" x 1-1/2" Service Tee (G x G x Female NPT)		1
HA802504	2-1/2" x 2" Service Tee (G x G x Female NPT)		1
HA802505	2-1/2" x 2-1/2" Service Tee (G x G x Female NPT)		1
HA803502	3" x 1" Service Tee (G x G x Female NPT)		1
HA8035025	3" x 1-1/4" Service Tee (G x G x Female NPT)		1
HA803503	3" x 1-1/2" Service Tee (G x G x Female NPT)		1
HA803504	3" x 2" Service Tee (G x G x Female NPT)		1
HA803505	3" x 2-1/2" Service Tee (G x G x Female NPT)		1
HA803506	3" x 3" Service Tee (G x G x Female NPT)		1
HA804502	4" x 1" Service Tee (G x G x Female NPT)		1
HA8045025	4" x 1-1/4" Service Tee (G x G x Female NPT)		1
HA804503	4" x 1-1/2" Service Tee (G x G x Female NPT)		1
HA804504	4" x 2" Service Tee (G x G x Female NPT)		1
HA804505	4" x 2-1/2" Service Tee (G x G x Female NPT)		1
HA804506	4" x 3" Service Tee (G x G x Female NPT)		1
HA806502	6" x 1" Service Tee (G x G x Female NPT)		1
HA8065025	6" x 1-1/4" Service Tee (G x G x Female NPT)		1
HA806503	6" x 1-1/2" Service Tee (G x G x Female NPT)		1
HA806504	6" x 2" Service Tee (G x G x Female NPT)		1
HA806505	6" x 2-1/2" Service Tee (G x G x Female NPT)		1
HA806506	6" x 3" Service Tee (G x G x Female NPT)		1
HA8085025	8" x 1-1/4" Service Tee (G x G x Female NPT)		1
HA808503	8" x 1-1/2" Service Tee (G x G x Female NPT)		1
HA808504	8" x 2" Service Tee (G x G x Female NPT)		1
HA808505	8" x 2-1/2" Service Tee (G x G x Female NPT)		1
HA808506	8" x 3" Service Tee (G x G x Female NPT)		1
HA810502	10" x 1" Service Tee (G x G x Female NPT)		1
HA8105025	10" x 1-1/4" Service Tee (G x G x Female NPT)		1
HA810503	10" x 1-1/2" Service Tee (G x G x Female NPT)		1
HA810504	10" x 2" Service Tee (G x G x Female NPT)		1
HA810505	10" x 2-1/2" Service Tee (G x G x Female NPT)		1
HA810506	10" x 3" Service Tee (G x G x Female NPT)		1
HA810508	10" x 4" Service Tee (G x G x Female NPT)		1
HA812502	12" x 1" Service Tee (G x G x Female NPT)		1
HA8125025	12" x 1-1/4" Service Tee (G x G x Female NPT)		1

ALLIED PRODUCTS




Part #	Description	Carton Qty
Service Tee (Gasket x Gasket x Female NPT)		
HA812503	12" x 1-1/2" Service Tee (G x G x Female NPT)	1
HA812504	12" x 2" Service Tee (G x G x Female NPT)	1
HA812505	12" x 2-1/2" Service Tee (G x G x Female NPT)	1
HA812506	12" x 3" Service Tee (G x G x Female NPT)	1
HA812508	12" x 4" Service Tee (G x G x Female NPT)	1
Acme Service Tee (Gasket x Gasket x Acme)		
HA8015302	2" x 1" Service Tee G x G x Acme	1
HA80153025	2" x 1-1/4" Service Tee G x G x Acme	1
HA8015303	2" x 1-1/2" Service Tee G x G x Acme	1
HA8025302	2-1/2" x 1" Service Tee G x G x Acme	1
HA80253025	2-1/2" x 1-1/4" Service Tee G x G x Acme	1
HA8025303	2-1/2" x 1-1/2" Service Tee G x G x Acme	1
HA8035302	3" x 1" Service Tee G x G x Acme	1
HA80353025	3" x 1-1/4" Service Tee G x G x Acme	1
HA8035303	3" x 1-1/2" Service Tee G x G x Acme	1
HA8045302	4" x 1" Service Tee G x G x Acme	1
HA80453025	4" x 1-1/4" Service Tee G x G x Acme	1
HA8045303	4" x 1-1/2" Service Tee G x G x Acme	1
HA8065302	6" x 1" Service Tee G x G x Acme	1
HA80653025	6" x 1-1/4" Service Tee G x G x Acme	1
HA8065303	6" x 1-1/2" Service Tee G x G x Acme	1
HA8085302	8" x 1" Service Tee G x G x Acme	1
HA80853025	8" x 1-1/4" Service Tee G x G x Acme	1
HA8085303	8" x 1-1/2" Service Tee G x G x Acme	1
90° Elbow		
HA80120	2" 90° Bend	1
HA80220	2-1/2" 90° Bend	1
HA80320	3" 90° Bend	1
HA80420	4" 90° Bend	1
HA80620	6" 90° Bend	1
HA80820	8" 90° Bend	1
HA81020	10" 90° Bend	1
HA81220	12" 90° Bend	1
45° Elbow		
HA80122	2" 45° Bend	1
HA80222	2-1/2" 45° Bend	1
HA80322	3" 45° Bend	1
HA80422	4" 45° Bend	1
HA80622	6" 45° Bend	1
HA80822	8" 45° Bend	1
HA81022	10" 45° Bend	1
HA81222	12" 45° Bend	1




ALLIED PRODUCTS

	Part #	Description	Carton Qty
	22-1/2° Elbow		
	HA80224	2-1/2" 22-1/2° Bend	1
	HA80324	3" 22-1/2° Bend	1
	HA80424	4" 22-1/2° Bend	1
	HA80624	6" 22-1/2° Bend	1
	HA80824	8" 22-1/2° Bend	1
	HA81024	10" 22-1/2° Bend	1
	HA81224	12" 22-1/2° Bend	1
	11-1/4° Elbow		
	HA80426	4" 11-1/4° Bend	1
	HA80626	6" 11-1/4° Bend	1
	HA80826	8" 11-1/4° Bend	1
	HA81026	10" 11-1/4° Bend	1
	HA81226	12" 11-1/4° Bend	1
	Male Adapter (Bell x Male NPT)		
	HA80170	2" x 2" Male Adapter (Bell x Male NPT)	1
	HA80172	2" x 1-1/2" Male Adapter (Bell x Male NPT)	1
	HA80272	2-1/2" x 2" Male Adapter (Bell x Male NPT)	1
	HA80270	2-1/2" x 2-1/2" Male Adapter (Bell x Male NPT)	1
	HA80370	3" x 3" Male Adapter (Bell x Male NPT)	1
	HA80372	3" x 2-1/2" Male Adapter (Bell x Male NPT)	1
	HA80470	4" x 4" Male Adapter (Bell x Male NPT)	1
	Reducer - SEB Small End Bell (Spigot x Bell)		
	HA80130	2" x 1-1/2" Reducer - SEB (Spigot x Bell)	1
	HA80232	2-1/2" x 1-1/2" Reducer - SEB (Spigot x Bell)	1
	HA80230	2-1/2" x 2" Reducer - SEB (Spigot x Bell)	1
	HA80330	3" x 2-1/2" Reducer - SEB (Spigot x Bell)	1
	HA80332	3" x 2" Reducer - SEB (Spigot x Bell)	1
	HA80430	4" x 3" Reducer - SEB (Spigot x Bell)	1
	HA80432	4" x 2-1/2" Reducer - SEB (Spigot x Bell)	1
	HA80434	4" x 2" Reducer - SEB (Spigot x Bell)	1
	HA80632	6" x 4" Reducer - SEB (Spigot x Bell)	1
	HA80634	6" x 3" Reducer - SEB (Spigot x Bell)	1
	HA80636	6" x 2-1/2" Reducer - SEB (Spigot x Bell)	1
	HA80638	6" x 2" Reducer - SEB (Spigot x Bell)	1
	HA80832	8" x 6" Reducer - SEB (Spigot x Bell)	1
	HA80834	8" x 4" Reducer - SEB (Spigot x Bell)	1
	HA80836	8" x 3" Reducer - SEB (Spigot x Bell)	1
	HA80838	8" x 2-1/2" Reducer - SEB (Spigot x Bell)	1
	HA81030	10" x 8" Reducer - SEB (Spigot x Bell)	1
	HA81032	10" x 6" Reducer - SEB (Spigot x Bell)	1
	HA81034	10" x 4" Reducer - SEB (Spigot x Bell)	1
	HA81036	10" x 3" Reducer - SEB (Spigot x Bell)	1
HA81230	12" x 10" Reducer - SEB (Spigot x Bell)	1	
HA81232	12" x 8" Reducer - SEB (Spigot x Bell)	1	
HA81234	12" x 6" Reducer - SEB (Spigot x Bell)	1	
HA81236	12" x 4" Reducer - SEB (Spigot x Bell)	1	

ALLIED PRODUCTS

	Part #	Description	Carton Qty	
 <p>Reducer BxB</p>	Reducer - B x B (Bell x Bell)			
	HA80130BB	2" x 1-1/2" Reducer - B x B (Bell x Bell)	1	
	HA80232BB	2-1/2" x 1-1/2" Reducer - B x B (Bell x Bell)	1	
	HA80230BB	2-1/2" x 2" Reducer - B x B (Bell x Bell)	1	
	HA80332BB	3" x 2" Reducer - B x B (Bell x Bell)	1	
	HA80330BB	3" x 2-1/2" Reducer - B x B (Bell x Bell)	1	
	HA80434BB	4" x 2" Reducer - B x B (Bell x Bell)	1	
	HA80432BB	4" x 2-1/2" Reducer - B x B (Bell x Bell)	1	
	HA80430BB	4" x 3" Reducer - B x B (Bell x Bell)	1	
	HA80638BB	6" x 2" Reducer - B x B (Bell x Bell)	1	
	HA80636BB	6" x 2-1/2" Reducer - B x B (Bell x Bell)	1	
	HA80634BB	6" x 3" Reducer - B x B (Bell x Bell)	1	
	HA80630	6" x 4" Reducer - B x B (Bell x Bell)	1	
	HA80838BB	8" x 2-1/2" Reducer - B x B (Bell x Bell)	1	
	HA80836BB	8" x 3" Reducer - B x B (Bell x Bell)	1	
	HA80834BB	8" x 4" Reducer - B x B (Bell x Bell)	1	
	HA80830	8" x 6" Reducer - B x B (Bell x Bell)	1	
	Reducer - B x B (Bell x Bell)			
	HA81032BB	10" x 6" Reducer - B x B (Bell x Bell)	1	
	HA81030BB	10" x 8" Reducer - B x B (Bell x Bell)	1	
HA81234BB	12" x 6" Reducer - B x B (Bell x Bell)	1		
HA81232BB	12" x 8" Reducer - B x B (Bell x Bell)	1		
HA81230BB	12" x 10" Reducer - B x B (Bell x Bell)	1		
Links & Retainer Clip				
HA82000	Connecting Link for 1-1/2" - 8" Fittings	1		
HA82003	Connecting Link for 10" - 12" Fittings	1		
HA82004	Transition Connecting Link for 10" - 12" Fittings	1		
HA82009	Retainer Clip	1		
 <p>Plug Male End x Solid</p>	Plug (Solid x Male End)			
	HA80155	2" Plug (Male End)	1	
	HA80255	2-1/2" Plug (Male End)	1	
	HA80355	3" Plug (Male End)	1	
	HA80455	4" Plug (Male End)	1	
	HA80655	6" Plug (Male End)	1	
	HA80855	8" Plug (Male End)	1	
	HA81055	10" Plug (Male End)	1	
HA81255	12" Plug (Male End)	1		
 <p>STYLE A STYLE B</p>	Cap			
	HA80166	2" Cap	1	
	HA80266	2-1/2" Cap	1	
	HA80366	3" Cap	1	
	HA80466	4" Cap	1	
	HA80666	6" Cap	1	
	HA80866	8" Cap	1	
	HA81066	10" Cap	1	
HA81266	12" Cap	1		

ALLIED PRODUCTS

Part #	Description	Carton Qty	
Adapter (Flange x Bell)			
HA80360FB	3 x 3 Adapter (Flange x Bell)	1	
HA80460FB	4 x 4 Adapter (Flange x Bell)	1	
HA80660FB	6 x 6 Adapter (Flange x Bell)	1	
HA80860FB	8 x 8 Adapter (Flange x Bell)	1	
HA81060FB	10 x 10 Adapter (Flange x Bell)	1	
HA81260FB	12 x 12 Adapter (Flange x Bell)	1	
Replacement Push-On Joint Gasket			
HA85102	2" Replacement Push-On Joint Gasket	1	
HA851025	2-1/2" Replacement Push-On Joint Gasket	1	
HA85103	3" Replacement Push-On Joint Gasket	1	
HA85504	4" Replacement Push-On Joint Gasket	1	
HA85506	6" Replacement Push-On Joint Gasket	1	
HA85508	8" Replacement Push-On Joint Gasket	1	
HA85510	10" Replacement Push-On Joint Gasket	1	
HA85512	12" Replacement Push-On Joint Gasket	1	
Tee			
	HA8010100	2" x 2" x 1-1/2" Tees	1
	HA8010101	2" x 2" x 2" Tees	1
	HA8010102	2" x 2" x 2-1/2" Tees	1
	HA8010103	2" x 2" x 3" Tees	1
	HA8010104	2" x 2" x 4" Tees	1
	HA8010106	2" x 2" x 6" Tees	1
	HA8020101	2-1/2" x 2" x 2" Tees	1
	HA8020102	2-1/2" x 2" x 2-1/2" Tees	1
	HA8020103	2-1/2" x 2" x 3" Tees	1
	HA8020200	2-1/2" x 2-1/2" x 1-1/2" Tees	1
	HA8020201	2-1/2" x 2-1/2" x 2" Tees	1
	HA8020202	2-1/2" x 2-1/2" x 2-1/2" Tees	1
	HA8020203	2-1/2" x 2-1/2" x 3" Tees	1
	HA8020204	2-1/2" x 2-1/2" x 4" Tees	1
	HA8020206	2-1/2" x 2-1/2" x 6" Tees	1
	HA8030101	3" x 2" x 2" Tees	1
	HA8030102	3" x 2" x 2-1/2" Tees	1
	HA8030103	3" x 2" x 3" Tees	1
	HA8030104	3" x 2" x 4" Tees	1
	HA8030201	3" x 2-1/2" x 2" Tees	1
	HA8030202	3" x 2-1/2" x 2-1/2" Tees	1
	HA8030203	3" x 2-1/2" x 3" Tees	1
	HA8030204	3" x 2-1/2" x 4" Tees	1
	HA8030300	3" x 3" x 1-1/2" Tees	1
	HA8030301	3" x 3" x 2" Tees	1
	HA8030302	3" x 3" x 2-1/2" Tees	1
	HA8030303	3" x 3" x 3" Tees	1
	HA8030304	3" x 3" x 4" Tees	1
	HA8030306	3" x 3" x 6" Tees	1
	HA8040101	4" x 2" x 2" Tees	1
	HA8040102	4" x 2" x 2-1/2" Tees	1
	HA8040103	4" x 2" x 3" Tees	1

ALLIED PRODUCTS





Part #	Description	Carton Qty
Tee		
HA8040104	4" x 2" x 4" Tees	1
HA8040106	4" x 2" x 6" Tees	1
HA8040201	4" x 2-1/2" x 2" Tees	1
HA8040202	4" x 2-1/2" x 2-1/2" Tees	1
HA8040203	4" x 2-1/2" x 3" Tees	1
HA8040204	4" x 2-1/2" x 4" Tees	1
HA8040206	4" x 2-1/2" x 6" Tees	1
HA8040301	4" x 3" x 2" Tees	1
HA8040302	4" x 3" x 2-1/2" Tees	1
HA8040303	4" x 3" x 3" Tees	1
HA8040304	4" x 3" x 4" Tees	1
HA8040306	4" x 3" x 6" Tees	1
HA8040400	4" x 4" x 1-1/2" Tees	1
HA8040401	4" x 4" x 2" Tees	1
HA8040402	4" x 4" x 2-1/2" Tees	1
HA8040403	4" x 4" x 3" Tees	1
HA8040404	4" x 4" x 4" Tees	1
HA8040406	4" x 4" x 6" Tees	1
HA8040408	4" x 4" x 8" Tees	1
HA8060104	6" x 2" x 4" Tees	1
HA8060106	6" x 2" x 6" Tees	1
HA8060108	6" x 2" x 8" Tees	1
HA8060203	6" x 2-1/2" x 3" Tees	1
HA8060204	6" x 2-1/2" x 4" Tees	1
HA8060206	6" x 2-1/2" x 6" Tees	1
HA8060208	6" x 2-1/2" x 8" Tees	1
HA8060301	6" x 3" x 2" Tees	1
HA8060302	6" x 3" x 2-1/2" Tees	1
HA8060303	6" x 3" x 3" Tees	1
HA8060304	6" x 3" x 4" Tees	1
HA8060306	6" x 3" x 6" Tees	1
HA8060308	6" x 3" x 8" Tees	1
HA8060401	6" x 4" x 2" Tees	1
HA8060402	6" x 4" x 2-1/2" Tees	1
HA8060403	6" x 4" x 3" Tees	1
HA8060404	6" x 4" x 4" Tees	1
HA8060406	6" x 4" x 6" Tees	1
HA8060408	6" x 4" x 8" Tees	1
HA8060601	6" x 6" x 2" Tees	1
HA8060602	6" x 6" x 2-1/2" Tees	1
HA8060603	6" x 6" x 3" Tees	1
HA8060604	6" x 6" x 4" Tees	1
HA8060606	6" x 6" x 6" Tees	1
HA8060608	6" x 6" x 8" Tees	1
HA8060610	6" x 6" x 10" Tees	1
HA8080206	8" x 2-1/2" x 6" Tees	1
HA8080208	8" x 2-1/2" x 8" Tees	1
HA8080306	8" x 3" x 6" Tees	1
HA8080308	8" x 3" x 8" Tees	1
HA8080404	8" x 4" x 4" Tees	1

ALLIED PRODUCTS











Part #	Description	Carton Qty
	Tee	
HA8080406	8" x 4" x 6" Tees	1
HA8080408	8" x 4" x 8" Tees	1
HA8080410	8" x 4" x 10" Tees	1
HA8080601	8" x 6" x 2" Tees	1
HA8080602	8" x 6" x 2-1/2" Tees	1
HA8080603	8" x 6" x 3" Tees	1
HA8080604	8" x 6" x 4" Tees	1
HA8080606	8" x 6" x 6" Tees	1
HA8080608	8" x 6" x 8" Tees	1
HA8080610	8" x 6" x 10" Tees	1
HA8080612	8" x 6" x 12" Tees	1
HA8080801	8" x 8" x 2" Tees	1
HA8080802	8" x 8" x 2-1/2" Tees	1
HA8080803	8" x 8" x 3" Tees	1
HA8080804	8" x 8" x 4" Tees	1
HA8080806	8" x 8" x 6" Tees	1
HA8080808	8" x 8" x 8" Tees	1
HA8080810	8" x 8" x 10" Tees	1
HA8080812	8" x 8" x 12" Tees	1
HA8100308	10" x 3" x 8" Tees	1
HA8100310	10" x 3" x 10" Tees	1
HA8100312	10" x 3" x 12" Tees	1
HA8100406	10" x 4" x 6" Tees	1
HA8100408	10" x 4" x 8" Tees	1
HA8100410	10" x 4" x 10" Tees	1
HA8100412	10" x 4" x 12" Tees	1
HA8100604	10" x 6" x 4" Tees	1
HA8100606	10" x 6" x 6" Tees	1
HA8100608	10" x 6" x 8" Tees	1
HA8100610	10" x 6" x 10" Tees	1
HA8100612	10" x 6" x 12" Tees	1
HA8100803	10" x 8" x 3" Tees	1
HA8100804	10" x 8" x 4" Tees	1
HA8100806	10" x 8" x 6" Tees	1
HA8100808	10" x 8" x 8" Tees	1
HA8100810	10" x 8" x 10" Tees	1
HA8100812	10" x 8" x 12" Tees	1
HA8101001	10" x 10" x 2" Tees	1
HA8101002	10" x 10" x 2-1/2" Tees	1
HA8101003	10" x 10" x 3" Tees	1
HA8101004	10" x 10" x 4" Tees	1
HA8101006	10" x 10" x 6" Tees	1
HA8101008	10" x 10" x 8" Tees	1
HA8101010	10" x 10" x 10" Tees	1
HA8101012	10" x 10" x 12" Tees	1
HA8120410	12" x 4" x 10" Tees	1
HA8120412	12" x 4" x 12" Tees	1
HA8120606	12" x 6" x 6" Tees	1
HA8120608	12" x 6" x 8" Tees	1
HA8120610	12" x 6" x 10" Tees	1






ALLIED PRODUCTS

	Part #	Description	Carton Qty
	Tee		
	HA8120612	12" x 6" x 12" Tees	1
	HA8120803	12" x 8" x 3" Tees	1
	HA8120804	12" x 8" x 4" Tees	1
	HA8120806	12" x 8" x 6" Tees	1
	HA8120808	12" x 8" x 8" Tees	1
	HA8120810	12" x 8" x 10" Tees	1
	HA8120812	12" x 8" x 12" Tees	1
	HA8121003	12" x 10" x 3" Tees	1
	HA8121004	12" x 10" x 4" Tees	1
	HA8121006	12" x 10" x 6" Tees	1
	HA8121008	12" x 10" x 8" Tees	1
	HA8121010	12" x 10" x 10" Tees	1
	HA8121012	12" x 10" x 12" Tees	1
	HA8121201	12" x 12" x 2" Tees	1
	HA8121202	12" x 12" x 2-1/2" Tees	1
	HA8121203	12" x 12" x 3" Tees	1
	HA8121204	12" x 12" x 4" Tees	1
	HA8121206	12" x 12" x 6" Tees	1
	HA8121208	12" x 12" x 8" Tees	1
HA8121210	12" x 12" x 10" Tees	1	
HA8121212	12" x 12" x 12" Tees	1	
 <p style="text-align: center; font-size: small;">Saddle</p>	Saddle - Female NPT Outlet		
	HA803802	3" x 1" Saddle (Female NPT Outlet)	1
	HA803803	3" x 1-1/2" Saddle (Female NPT Outlet)	1
	HA803804	3" x 2" Saddle (Female NPT Outlet)	1
	HA803805	3" x 2-1/2" Saddle (Female NPT Outlet)	1
	HA804802	4" x 1" Saddle (Female NPT Outlet)	1
	HA804803	4" x 1-1/2" Saddle (Female NPT Outlet)	1
	HA804804	4" x 2" Saddle (Female NPT Outlet)	1
	HA804805	4" x 2-1/2" Saddle (Female NPT Outlet)	1
	HA806802	6" x 1" Saddle (Female NPT Outlet)	1
	HA806803	6" x 1-1/2" Saddle (Female NPT Outlet)	1
	HA806804	6" x 2" Saddle (Female NPT Outlet)	1
	HA806805	6" x 2-1/2" Saddle (Female NPT Outlet)	1
	HA808802	8" x 1" Saddle (Female NPT Outlet)	1
	HA808803	8" x 1-1/2" Saddle (Female NPT Outlet)	1
	HA808804	8" x 2" Saddle (Female NPT Outlet)	1
	HA808805	8" x 2-1/2" Saddle (Female NPT Outlet)	1
	HA810803	10" x 1-1/2" Saddle (Female NPT Outlet)	1
	HA810804	10" x 2" Saddle (Female NPT Outlet)	1
	HA810805	10" x 2-1/2" Saddle (Female NPT Outlet)	1
HA812803	12" x 1-1/2" Saddle (Female NPT Outlet)	1	
HA812804	12" x 2" Saddle (Female NPT Outlet)	1	
<i>Includes ductile iron saddle, complete with stainless steel strap.</i>			

ALLIED PRODUCTS

	Part #	Description	Carton Qty
	HARCO LATERAL CONNECTION SYTEM IPS SIZE PVC PIPE		
	HA8015405	2" Swivel Tee	1
	HA8025405	2-1/2" Swivel Tee	1
	HA8035405	3" Swivel Tee	1
	HA8045405	4" Swivel Tee	1
	HA8065405	6" Swivel Tee	1
	HA8085405	8" Swivel Tee	1
	HA8105405	10" Swivel Tee	1
	HA8125405	12" Swivel Tee	1
	Swivel Extension (Male Swivel x Female Swivel)		
	HA87106	6" Rise Swivel Extension (Male Swivel x Female Swivel)	1
	HA87112	12" Rise Swivel Extension (Male Swivel x Female Swivel)	1
	HA87124	24" Rise Swivel Extension (Male Swivel x Female Swivel)	1
	Wedge Link		
	HA82008	Wedge Link	1
	Lateral 90° - Male NPT x Male Swivel		
	HA80086	1-1/2" x 6" Lateral 90° - Male NPT x Male Swivel	1
	HA80186	2" x 6" Lateral 90° - Male NPT x Male Swivel	1
	HA80286	2-1/2" x 6" Lateral 90° - Male NPT x Male Swivel	1
	Lateral 90° - Female NPT x Male Swivel		
	HA80084	1-1/2" x 6" Lateral 90° - Female NPT x Male Swivel	1
	HA80184	2" x 6" Lateral 90° - Female NPT x Male Swivel	1
	HA80284	2-1/2" x 6" Lateral 90° - Female NPT x Male Swivel	1
	Swivel Lateral Kit for 2" Push-on Brass Gate Valve (compatible w/ Nibco Valves)		
	HA80185K	2" x 6" Swivel Lateral Kit - Standard	1
	HA8018512K	2" x 12" Swivel Lateral Kit - Standard	1
	Swivel Lateral Kit for Push-on Iron Gate Valve (compatible w/Clow, Nibco & Waterous)		
	HA8028506K	2-1/2" x 6" Swivel Lateral Kit - Standard	1
	HA80285062PK	2-1/2" x 6" Swivel Lateral Kit w/1" Side Outlet Plugged	1
	HA8038507K	3" x 7" Swivel Lateral Kit - Standard	1
	HA80385072PK	3" x 7" Swivel Lateral Kit w/1" Side Outlet Plugged	1
	HARCO JOINT RESTRAINT SYSTEM FOR IPS SIZE PVC PIPE		
	Knuckle Restraint		
	HA60-100-01	1-1/2" Knuckle Restraint	1
	HA60-100-02	2" Knuckle Restraint	1
	HA60-100-25	2-1/2" Knuckle Restraint	1
	HA60-100-03	3" Knuckle Restraint	1
	Fitting to Pipe Restraint		
	HA820110	2" Fitting to Pipe Restraint	1
	HA820210	2-1/2" Fitting to Pipe Restraint	1
	HA820310	3" Fitting to Pipe Restraint	1
	HA820410	4" Fitting to Pipe Restraint	1
	HA820610	6" Fitting to Pipe Restraint	1
	HA820810	8" Fitting to Pipe Restraint	1
	HA821010	10" Fitting to Pipe Restraint	1
	HA821210	12" Fitting to Pipe Restraint	1

ALLIED PRODUCTS

			Carton Qty
Part #	Description		
Pipe to Pipe Restraint			
	HA820115	2" Pipe to Pipe Restraint	1
	HA820215	2-1/2" Pipe to Pipe Restraint	1
	HA820315	3" Pipe to Pipe Restraint	1
	HA820415	4" Pipe to Pipe Restraint	1
	HA820615	6" Pipe to Pipe Restraint	1
	HA820815	8" Pipe to Pipe Restraint	1
	HA821015	10" Pipe to Pipe Restraint	1
	HA821215	12" Pipe to Pipe Restraint	1
Valve to Pipe Restraint			
	HA820125	2" Valve to Pipe Restraint	1
	HA820225	2-1/2" Valve to Pipe Restraint	1
	HA820325	3" Valve to Pipe Restraint	1
	HA820425	4" Valve to Pipe Restraint	1
	HA820625	6" Valve to Pipe Restraint	1
	HA820825	8" Valve to Pipe Restraint	1
	HA821025	10" Valve to Pipe Restraint	1
HA821225	12" Valve to Pipe Restraint	1	
Valve to Fitting Restraint			
	HA820320	3" Valve to Fitting Restraint	1
	HA820420	4" Valve to Fitting Restraint	1
	HA820620	6" Valve to Fitting Restraint	1
	HA820820	8" Valve to Fitting Restraint	1
Fitting to Valve to Pipe Restraint			
	HA820121	2" Fitting to Valve to Pipe Restraint	1
	HA820221	2-1/2" Fitting to Valve to Pipe Restraint	1
	HA820321	3" Fitting to Valve to Pipe Restraint	1
	HA820421	4" Fitting to Valve to Pipe Restraint	1
	HA820621	6" Fitting to Valve to Pipe Restraint	1
	HA820821	8" Fitting to Valve to Pipe Restraint	1
Restraint Eye Bolt			
	HA82001	5/8" x 3" Joint Restraint Bolt	1
	HA82001-12	5/8" x 12" Joint Restraint Bolt	1
	HA82002-3	3/4" x 3" Joint Restraint Bolt	1
	HA82002	3/4" x 4" Joint Restraint Bolt	1
HDPE Stiffener			
	HA825-020	2" HDPE Stiffener	1
	HA825-030	3" HDPE Stiffener	1
	HA825-040	4" HDPE Stiffener	1
	HA825-060	6" HDPE Stiffener	1
	HA825-080	8" HDPE Stiffener	1
	HA825-100	10" HDPE Stiffener	1
	HA825-120	12" HDPE Stiffener	1

ALLIED PRODUCTS

			Carton Qty
Part #	Description		



LEEMCO DEEP BELL DUCTILE IRON FITTINGS FOR IPS SIZE PVC PIPE



Repair Coupling			
LMSB-300RC	3" Repair Coupling		1
LMSB-400RC	4" Repair Coupling		1
LMSB-600RC	6" Repair Coupling		1
LMSB-800RC	8" Repair Coupling		1



Coupling
Service Tee with side outlet plugged





Coupling (not suited for repairs)			
LMSB-11-C	2" Coupling		1
LMSB-22-C	2-1/2" Coupling		1
LMSB-33-C	3" Coupling		1
LMSB-44-C	4" Coupling		1
LMSB-66-C	6" Coupling		1
LMSB-88-C	8" Coupling		1
LMSB-1010-C	10" Coupling		1
LMSB-1212-C	12" Coupling		1
LMSB-1414-C	14" Coupling		1
LMSB-1616-C	16" Coupling		1





Service Tee

Service Tee (Tapped Tee)			
LMSB-102-ST	2" x 1" Service Tee		1
LMSB-1025-ST	2" x 1-1/4" Service Tee		1
LMSB-103-ST	2" x 1-1/2" Service Tee		1
LMSB-104-ST	2" x 2" Service Tee		1
LMSB-202-ST	2-1/2" x 1" Service Tee		1
LMSB-2025-ST	2-1/2" x 1-1/4" Service Tee		1
LMSB-203-ST	2-1/2" x 1-1/2" Service Tee		1
LMSB-204-ST	2-1/2" x 2" Service Tee		1
LMSB-302-ST	3" x 1" Service Tee		1
LMSB-3025-ST	3" x 1-1/4" Service Tee		1
LMSB-303-ST	3" x 1-1/2" Service Tee		1
LMSB-304-ST	3" x 2" Service Tee		1
LMSB-305-ST	3" x 2-1/2" Service Tee		1
LMSB-402-ST	4" x 1" Service Tee		1
LMSB-403-ST	4" x 1-1/2" Service Tee		1
LMSB-404-ST	4" x 2" Service Tee		1
LMSB-405-ST	4" x 2-1/2" Service Tee		1
LMSB-406-ST	4" x 3" Service Tee		1
LMSB-602-ST	6" x 1" Service Tee		1
LMSB-603-ST	6" x 1-1/2" Service Tee		1
LMSB-604-ST	6" x 2" Service Tee		1
LMSB-605-ST	6" x 2-1/2" Service Tee		1
LMSB-606-ST	6" x 3" Service Tee		1
LMSB-802-ST	8" x 1" Service Tee		1
LMSB-803-ST	8" x 1-1/2" Service Tee		1
LMSB-804-ST	8" x 2" Service Tee		1
LMSB-805-ST	8" x 2-1/2" Service Tee		1
LMSB-806-ST	8" x 3" Service Tee		1
LMSB-1002-ST	10" x 1" Service Tee		1
LMSB-1003-ST	10" x 1-1/2" Service Tee		1
LMSB-1004-ST	10" x 2" Service Tee		1
LMSB-1005-ST	10" x 2-1/2" Service Tee		1
LMSB-1006-ST	10" x 3" Service Tee		1
LMSB-1203-ST	12" x 1-1/2" Service Tee		1
LMSB-1204-ST	12" x 2" Service Tee		1
LMSB-1205-ST	12" x 2-1/2" Service Tee		1





ALLIED PRODUCTS

	Part #	Description	Carton Qty
 90° Elbow	90° Elbow		
	LMSB-190-B	2" 90° Elbow	1
	LMSB-290-B	2-1/2" 90° Elbow	1
	LMSB-390-B	3" 90° Elbow	1
	LMSB-490-B	4" 90° Elbow	1
	LMSB-690-B	6" 90° Elbow	1
	LMSB-890-B	8" 90° Elbow	1
	LMSB-1090-B	10" 90° Elbow	1
	LMSB-1290-B	12" 90° Elbow	1
	LMSB-1490-B	14" 90° Elbow	1
LMSB-1690-B	16" 90° Elbow	1	
 45° Elbow	45° Elbow		
	LMSB-145-B	2" 45° Elbow	1
	LMSB-245-B	2-1/2" 45° Elbow	1
	LMSB-345-B	3" 45° Elbow	1
	LMSB-445-B	4" 45° Elbow	1
	LMSB-645-B	6" 45° Elbow	1
	LMSB-845-B	8" 45° Elbow	1
	LMSB-1045-B	10" 45° Elbow	1
	LMSB-1245-B	12" 45° Elbow	1
	LMSB-1445-B	14" 45° Elbow	1
LMSB-1645-B	16" 45° Elbow	1	
 22-1/2° Elbow	22-1/2° Elbow		
	LMSB-222-B	2-1/2" 22-1/2° Elbow	1
	LMSB-322-B	3" 22-1/2° Elbow	1
	LMSB-422-B	4" 22-1/2° Elbow	1
	LMSB-622-B	6" 22-1/2° Elbow	1
	LMSB-822-B	8" 22-1/2° Elbow	1
	LMSB-1022-B	10" 22-1/2° Elbow	1
	LMSB-1222-B	12" 22-1/2° Elbow	1
LMSB-1422B	14" 22-1/2° Elbow	1	
LMSB-1622B	16" 22-1/2° Elbow	1	
 11-1/2° Elbow	11-1/4° Elbow		
	LMSB-611-B	6" 11-1/4° Elbow	1
	LMSB-811-B	8" 11-1/4° Elbow	1
	LMSB-1011-B	10" 11-1/4° Elbow	1
	LMSB-1211-B	12" 11-1/4° Elbow	1
	LMSB-1411-B	14" 11-1/4° Elbow	1
LMSB-1611-B	16" 11-1/4° Elbow	1	

ALLIED PRODUCTS

	Part #	Description	Carton Qty
 <p>Reducer-SBR Spigot x Bell w/Links</p> <p>SBR's can be nested Used to reduce tee outlets to desired size</p>	Reducer - SBR (Spigot x Bell w/Links)		
	LMSB-21-SBR	2-1/2" x 2" Reducer - SBR (Spigot x Bell)	1
	LMSB-31-SBR	3" x 2" Reducer - SBR (Spigot x Bell)	1
	LMSB-32-SBR	3" x 2-1/2" Reducer - SBR (Spigot x Bell)	1
	LMSB-41-SBR	4" x 2" Reducer - SBR (Spigot x Bell)	1
	LMSB-42-SBR	4" x 2-1/2" Reducer - SBR (Spigot x Bell)	1
	LMSB-43-SBR	4" x 3" Reducer - SBR (Spigot x Bell)	1
	LMSB-61-SBR	6" x 2" Reducer - SBR (Spigot x Bell)	1
	LMSB-62-SBR	6" x 2-1/2" Reducer - SBR (Spigot x Bell)	1
	LMSB-63-SBR	6" x 3" Reducer - SBR (Spigot x Bell)	1
	LMSB-64-SBR	6" x 4" Reducer - SBR (Spigot x Bell)	1
	LMSB-81-SBR	8" x 2" Reducer - SBR (Spigot x Bell)	1
	LMSB-82-SBR	8" x 2-1/2" Reducer - SBR (Spigot x Bell)	1
	LMSB-83-SBR	8" x 3" Reducer - SBR (Spigot x Bell)	1
	LMSB-84-SBR	8" x 4" Reducer - SBR (Spigot x Bell)	1
	LMSB-86-SBR	8" x 6" Reducer - SBR (Spigot x Bell)	1
	LMSB-101-SBR	10" x 2" Reducer - SBR (Spigot x Bell)	1
	LMSB-102-SBR	10" x 2-1/2" Reducer - SBR (Spigot x Bell)	1
	LMSB-103-SBR	10" x 3" Reducer - SBR (Spigot x Bell)	1
	LMSB-104-SBR	10" x 4" Reducer - SBR (Spigot x Bell)	1
LMSB-106-SBR	10" x 6" Reducer - SBR (Spigot x Bell)	1	
LMSB-108-SBR	10" x 8" Reducer - SBR (Spigot x Bell)	1	
LMSB-121-SBR	12" x 2" Reducer - SBR (Spigot x Bell)	1	
LMSB-122-SBR	12" x 2-1/2" Reducer - SBR (Spigot x Bell)	1	
LMSB-123-SBR	12" x 3" Reducer - SBR (Spigot x Bell)	1	
LMSB-124-SBR	12" x 4" Reducer - SBR (Spigot x Bell)	1	
LMSB-126-SBR	12" x 6" Reducer - SBR (Spigot x Bell)	1	
LMSB-128-SBR	12" x 8" Reducer - SBR (Spigot x Bell)	1	
LMSB-1210-SBR	12" x 10" Reducer - SBR (Spigot x Bell)	1	
 <p>Bell x Bell Reducer</p>	Reducer - Bell x Bell		
	LMSB-21-R	2-1/2" x 2" Reducer (Bell x Bell)	1
	LMSB-31-R	3" x 2" Reducer (Bell x Bell)	1
	LMSB-32-R	3" x 2-1/2" Reducer (Bell x Bell)	1
	LMSB-41-R	4" x 2" Reducer (Bell x Bell)	1
	LMSB-42-R	4" x 2-1/2" Reducer (Bell x Bell)	1
	LMSB-43-R	4" x 3" Reducer (Bell x Bell)	1
	LMSB-61-R	6" x 2" Reducer (Bell x Bell)	1
	LMSB-62-R	6" x 2-1/2" Reducer (Bell x Bell)	1
	LMSB-63-R	6" x 3" Reducer (Bell x Bell)	1
	LMSB-64-R	6" x 4" Reducer (Bell x Bell)	1
	LMSB-83-R	8" x 3" Reducer (Bell x Bell)	1
	LMSB-84-R	8" x 4" Reducer (Bell x Bell)	1
	LMSB-86-R	8" x 6" Reducer (Bell x Bell)	1
	LMSB-103-R	10" x 3" Reducer (Bell x Bell)	1
	LMSB-104-R	10" x 4" Reducer (Bell x Bell)	1
	LMSB-106-R	10" x 6" Reducer (Bell x Bell)	1
	LMSB-108-R	10" x 8" Reducer (Bell x Bell)	1
	LMSB-123-R	12" x 3" Reducer (Bell x Bell)	1
	LMSB-124-R	12" x 4" Reducer (Bell x Bell)	1
LMSB-126-R	12" x 6" Reducer (Bell x Bell)	1	
LMSB-128-R	12" x 8" Reducer (Bell x Bell)	1	
LMSB-1210-R	12" x 10" Reducer (Bell x Bell)	1	

ALLIED PRODUCTS

	Part #	Description	Carton Qty
		Plug (Spigot x Solid) w/Links	
 <p style="text-align: center;">Plug</p>	LMSB-1P	2" Plug (Spigot x Solid)	1
	LMSB-2P	2-1/2" Plug (Spigot x Solid)	1
	LMSB-3P	3" Plug (Spigot x Solid)	1
	LMSB-4P	4" Plug (Spigot x Solid)	1
	LMSB-6P	6" Plug (Spigot x Solid)	1
	LMSB-8P	8" Plug (Spigot x Solid)	1
	LMSB-10P	10" Plug (Spigot x Solid)	1
	LMSB-12P	12" Plug (Spigot x Solid)	1
	LMSB-14P	14" Plug (Spigot x Solid)	1
	LMSB-16P	16" Plug (Spigot x Solid)	1
		Tapped Plug (Spigot x FPT) W/Links	
 <p style="text-align: center;">Tapped Plug</p>	LMSB-102-TP	2" x 1" Tapped Plug (Spigot x FPT)	1
	LMSB-103-TP	2" x 1-1/2" Tapped Plug (Spigot x FPT)	1
	LMSB-202-TP	2-1/2" x 1" Tapped Plug (Spigot x FPT)	1
	LMSB-203-TP	2-1/2" x 1-1/2" Tapped Plug (Spigot x FPT)	1
	LMSB-204-TP	2-1/2" x 2" Tapped Plug (Spigot x FPT)	1
	LMSB-303-TP	3" x 1-1/2" Tapped Plug (Spigot x FPT)	1
	LMSB-304-TP	3" x 2" Tapped Plug (Spigot x FPT)	1
	LMSB-305-TP	3" x 2-1/2" Tapped Plug	1
	LMSB-404-TP	4" x 2" Tapped Plug (Spigot x FPT)	1
	LMSB-406-TP	4" x 3" Tapped Plug (Spigot x FPT)	1
	LMSB-604-TP	6" x 2" Tapped Plug (Spigot x FPT)	1
	LMSB-606-TP	6" x 3" Tapped Plug (Spigot x FPT)	1
	LMSB-804-TP	8" x 2" Tapped Plug (Spigot x FPT)	1
	LMSB-806-TP	8" x 3" Tapped Plug (Spigot x FPT)	1
	LMSB-1004-TP	10" x 2" Tapped Plug (Spigot x FPT)	1
	LMSB-1006-TP	10" x 3" Tapped Plug (Spigot x FPT)	1
LMSB-1204-TP	12" x 2" Tapped Plug (Spigot x FPT)	1	
LMSB-1206-TP	12" x 3" Tapped Plug (Spigot x FPT)	1	
		CAP (Bell x Solid)	
 <p style="text-align: center;">Cap</p>	LMSB-1C	2" Cap (Bell x Solid)	1
	LMSB-2C	2-1/2" Cap (Bell x Solid)	1
	LMSB-3C	3" Cap (Bell x Solid)	1
	LMSB-4C	4" Cap (Bell x Solid)	1
	LMSB-6C	6" Cap (Bell x Solid)	1
	LMSB-8C	8" Cap (Bell x Solid)	1
	LMSB-10C	10" Cap (Bell x Solid)	1
	LMSB-12C	12" Cap (Bell x Solid)	1
LMSB-14C	14" Cap (Bell x Solid)	2	
LMSB-16C	16" Cap (Bell x Solid)	3	
		Tapped CAP	
 <p style="text-align: center;">Tapped Cap</p>	LMSB-1TC-X	2" Tapped Cap (Max. Tap 1-1/2")	1
	LMSB-2TC-X	2-1/2" Tapped Cap (Max. Tap 2")	1
	LMSB-3TC-X	3" Tapped Cap (Max. Tap 2")	1
	LMSB-4TC-X	4" Tapped Cap (Max. Tap 3")	1
	LMSB-6TC-X	6" Tapped Cap (Max. Tap 3")	1
	LMSB-8TC-X	8" Tapped Cap (Max. Tap 3")	1
LMSB-10TC-X	10" Tapped Cap (Max. Tap 3")	1	
LMSB-12TC-X	12" Tapped Cap (Max. Tap 3")	1	
		<i>(Assembled from Service Tee & Tapped Plug)</i>	
		<i>X denotes tap size: 02=1", 025=1-1/4", 03=2-1/2", 04=2", 05=2-1/2", 06=3"</i>	

ALLIED PRODUCTS



Part #	Description	Carton Qty
Leemco Tee		
LMSB-111T	2" x 2" x 2" Tee	1
LMSB-112T	2" x 2" x 2-1/2" Tee	1
LMSB-113T	2" x 2" x 3" Tee	1
LMSB-114T	2" x 2" x 4" Tee	1
LMSB-211T	2-1/2" x 2" x 2" Tee	1
LMSB-212T	2-1/2" x 2" x 2-1/2" Tee	1
LMSB-213T	2-1/2" x 2" x 3" Tee	1
LMSB-221T	2-1/2" x 2-1/2" x 2" Tee	1
LMSB-222T	2-1/2" x 2-1/2" x 2-1/2" Tee	1
LMSB-223T	2-1/2" x 2-1/2" x 3" Tee	1
LMSB-224T	2-1/2" x 2-1/2" x 4" Tee	1
LMSB-226T	2-1/2" x 2-1/2" x 6" Tee	1
LMSB-311T	3" x 2" x 2" Tee	1
LMSB-312T	3" x 2" x 2-1/2" Tee	1
LMSB-313T	3" x 2" x 3" Tee	1
LMSB-314T	3" x 2" x 4" Tee	1
LMSB-321T	3" x 2-1/2" x 2" Tee	1
LMSB-322T	3" x 2-1/2" x 2-1/2" Tee	1
LMSB-323T	3" x 2-1/2" x 3" Tee	1
LMSB-324T	3" x 2-1/2" x 4" Tee	1
LMSB-331T	3" x 3" x 2" Tee	1
LMSB-332T	3" x 3" x 2-1/2" Tee	1
LMSB-333T	3" x 3" x 3" Tee	1
LMSB-334T	3" x 3" x 4" Tee	1
LMSB-336T	3" x 3" x 6" Tee	1
LMSB-411T	4" x 2" x 2" Tee	1
LMSB-412T	4" x 2" x 2-1/2" Tee	1
LMSB-413T	4" x 2" x 3" Tee	1
LMSB-414T	4" x 2" x 4" Tee	1
LMSB-416T	4" x 2" x 6" Tee	1
LMSB-422T	4" x 2-1/2" x 2-1/2" Tee	1
LMSB-423T	4" x 2-1/2" x 3" Tee	1
LMSB-424T	4" x 2-1/2" x 4" Tee	1
LMSB-426T	4" x 2-1/2" x 6" Tee	1
LMSB-428T	4" x 2-1/2" x 8" Tee	1
LMSB-431T	4" x 3" x 2" Tee	1
LMSB-432T	4" x 3" x 2-1/2" Tee	1
LMSB-433T	4" x 3" x 3" Tee	1
LMSB-434T	4" x 3" x 4" Tee	1
LMSB-436T	4" x 3" x 6" Tee	1
LMSB-438T	4" x 3" x 8" Tee	1
LMSB-441T	4" x 4" x 2" Tee	1
LMSB-442T	4" x 4" x 2-1/2" Tee	1
LMSB-443T	4" x 4" x 3" Tee	1
LMSB-444T	4" x 4" x 4" Tee	1
LMSB-446T	4" x 4" x 6" Tee	1
LMSB-448T	4" x 4" x 8" Tee	1
LMSB-614T	6" x 2" x 4" Tee	1
LMSB-616T	6" x 2" x 6" Tee	1
LMSB-618T	6" x 2" x 8" Tee	1
LMSB-623T	6" x 2-1/2" x 3" Tee	1

ALLIED PRODUCTS

Part #	Description	Carton Qty
Leemco Tee		
LMSB-624T	6" x 2-1/2" x 4" Tee	1
LMSB-626T	6" x 2-1/2" x 6" Tee	1
LMSB-628T	6" x 2-1/2" x 8" Tee	1
LMSB-631T	6" x 3" x 2" Tee	1
LMSB-632T	6" x 3" x 2-1/2" Tee	1
LMSB-633T	6" x 3" x 3" Tee	1
LMSB-634T	6" x 3" x 4" Tee	1
LMSB-636T	6" x 3" x 6" Tee	1
LMSB-638T	6" x 3" x 8" Tee	1
LMSB-641T	6" x 4" x 2" Tee	1
LMSB-642T	6" x 4" x 2-1/2" Tee	1
LMSB-643T	6" x 4" x 3" Tee	1
LMSB-644T	6" x 4" x 4" Tee	1
LMSB-646T	6" x 4" x 6" Tee	1
LMSB-648T	6" x 4" x 8" Tee	1
LMSB-661T	6" x 6" x 2" Tee	1
LMSB-662T	6" x 6" x 2-1/2" Tee	1
LMSB-663T	6" x 6" x 3" Tee	1
LMSB-664T	6" x 6" x 4" Tee	1
LMSB-666T	6" x 6" x 6" Tee	1
LMSB-668T	6" x 6" x 8" Tee	1
LMSB-6610T	6" x 6" x 10" Tee	1
LMSB-814T	8" x 2" x 4" Tee	1
LMSB-816T	8" x 2" x 6" Tee	1
LMSB-818T	8" x 2" x 8" Tee	1
LMSB-824T	8" x 2-1/2" x 4" Tee	1
LMSB-826T	8" x 2-1/2" x 6" Tee	1
LMSB-828T	8" x 2-1/2" x 8" Tee	1
LMSB-833T	8" x 3" x 3" Tee	1
LMSB-834T	8" x 3" x 4" Tee	1
LMSB-836T	8" x 3" x 6" Tee	1
LMSB-838T	8" x 3" x 8" Tee	1
LMSB-842T	8" x 4" x 2-1/2" Tee	1
LMSB-843T	8" x 4" x 3" Tee	1
LMSB-844T	8" x 4" x 4" Tee	1
LMSB-846T	8" x 4" x 6" Tee	1
LMSB-848T	8" x 4" x 8" Tee	1
LMSB-8410T	8" x 4" x 10" Tee	1
LMSB-8412T	8" x 4" x 12" Tee	1
LMSB-863T	8" x 6" x 3" Tee	1
LMSB-864T	8" x 6" x 4" Tee	1
LMSB-866T	8" x 6" x 6" Tee	1
LMSB-868T	8" x 6" x 8" Tee	1
LMSB-8610T	8" x 6" x 10" Tee	1
LMSB-8612T	8" x 6" x 12" Tee	1
LMSB-881T	8" x 8" x 2" Tee	1
LMSB-882T	8" x 8" x 2-1/2" Tee	1
LMSB-883T	8" x 8" x 3" Tee	1
LMSB-884T	8" x 8" x 4" Tee	1
LMSB-886T	8" x 8" x 6" Tee	1
LMSB-888T	8" x 8" x 8" Tee	1

ALLIED PRODUCTS

Part #	Description	Carton Qty
Leemco Tee		
LMSB-8810T	8" x 8" x 10" Tee	1
LMSB-8812T	8" x 8" x 12" Tee	1
LMSB-10210T	10" x 2-1/2" x 10" Tee	1
LMSB-1034T	10" x 3" x 4" Tee	1
LMSB-1036T	10" x 3" x 6" Tee	1
LMSB-1038T	10" x 3" x 8" Tee	1
LMSB-10310T	10" x 3" x 10" Tee	1
LMSB-10312T	10" x 3" x 12" Tee	1
LMSB-1043T	10" x 4" x 3" Tee	1
LMSB-1044T	10" x 4" x 4" Tee	1
LMSB-1046T	10" x 4" x 6" Tee	1
LMSB-1048T	10" x 4" x 8" Tee	1
LMSB-10410T	10" x 4" x 10" Tee	1
LMSB-10412T	10" x 4" x 12" Tee	1
LMSB-1063T	10" x 6" x 3" Tee	1
LMSB-1064T	10" x 6" x 4" Tee	1
LMSB-1066T	10" x 6" x 6" Tee	1
LMSB-1068T	10" x 6" x 8" Tee	1
LMSB-10610T	10" x 6" x 10" Tee	1
LMSB-10612T	10" x 6" x 12" Tee	1
LMSB-1082T	10" x 8" x 2-1/2" Tee	1
LMSB-1083T	10" x 8" x 3" Tee	1
LMSB-1084T	10" x 8" x 4" Tee	1
LMSB-1086T	10" x 8" x 6" Tee	1
LMSB-1088T	10" x 8" x 8" Tee	1
LMSB-10810T	10" x 8" x 10" Tee	1
LMSB-10812T	10" x 8" x 12" Tee	1
LMSB-10101T	10" x 10" x 2" Tee	1
LMSB-10102T	10" x 10" x 2-1/2" Tee	1
LMSB-10103T	10" x 10" x 3" Tee	1
LMSB-10104T	10" x 10" x 4" Tee	1
LMSB-10106T	10" x 10" x 6" Tee	1
LMSB-10108T	10" x 10" x 8" Tee	1
LMSB-101010T	10" x 10" x 10" Tee	1
LMSB-101012T	10" x 10" x 12" Tee	1
LMSB-101014T	10" x 10" x 14" Tee	1
LMSB-101214T	10" x 12" x 14" Tee	1
LMSB-12310T	12" x 3" x 10" Tee	1
LMSB-12312T	12" x 3" x 12" Tee	1
LMSB-1246T	12" x 4" x 6" Tee	1
LMSB-1248T	12" x 4" x 8" Tee	1
LMSB-12410T	12" x 4" x 10" Tee	1
LMSB-12412T	12" x 4" x 12" Tee	1
LMSB-1261T	12" x 6" x 2" Tee	1
LMSB-1262T	12" x 6" x 2-1/2" Tee	1
LMSB-1263T	12" x 6" x 3" Tee	1
LMSB-1264T	12" x 6" x 4" Tee	1
LMSB-1266T	12" x 6" x 6" Tee	1
LMSB-1268T	12" x 6" x 8" Tee	1
LMSB-12610T	12" x 6" x 10" Tee	1
LMSB-12612T	12" x 6" x 12" Tee	1












ALLIED PRODUCTS

Part #	Description	Carton Qty
Leemco Tee		
LMSB-1281T	12" x 8" x 2" Tee	1
LMSB-1282T	12" x 8" x 2-1/2" Tee	1
LMSB-1283T	12" x 8" x 3" Tee	1
LMSB-1284T	12" x 8" x 4" Tee	1
LMSB-1286T	12" x 8" x 6" Tee	1
LMSB-1288T	12" x 8" x 8" Tee	1
LMSB-12810T	12" x 8" x 10" Tee	1
LMSB-12812T	12" x 8" x 12" Tee	1
LMSB-12101T	12" x 10" x 2" Tee	1
LMSB-12102T	12" x 10" x 2-1/2" Tee	1
LMSB-12103T	12" x 10" x 3" Tee	1
LMSB-12104T	12" x 10" x 4" Tee	1
LMSB-12106T	12" x 10" x 6" Tee	1
LMSB-12108T	12" x 10" x 8" Tee	1
LMSB-121010T	12" x 10" x 10" Tee	1
LMSB-121012T	12" x 10" x 12" Tee	1
LMSB-12121T	12" x 12" x 2" Tee	1
LMSB-12122T	12" x 12" x 2-1/2" Tee	1
LMSB-12123T	12" x 12" x 3" Tee	1
LMSB-12124T	12" x 12" x 4" Tee	1
LMSB-12126T	12" x 12" x 6" Tee	1
LMSB-12128T	12" x 12" x 8" Tee	1
LMSB-121210T	12" x 12" x 10" Tee	1
LMSB-121212T	12" x 12" x 12" Tee	1
Threaded Saddles		
LMTS-310	3" x 1" NPT Saddle	1
LMTS-320	3" x 2" NPT Saddle	1
LMTS-410	4" x 1" NPT Saddle	1
LMTS-420	4" x 2" NPT Saddle	1
LMTS-610	6" x 1" NPT Saddle	1
LMTS-620	6" x 2" NPT Saddle	1
LMTS-810	8" x 1" NPT Saddle	1
LMTS-820	8" x 2" NPT Saddle	1
LMTS-1010	10" x 1" NPT Saddle	1
LMTS-1020	10" x 2" NPT Saddle	2
LMTS-1210	12" x 1" NPT Saddle	1
LMTS-315	3" x 1-1/2" NPT Saddle	1
LMTS-415	4" x 1-1/2" NPT Saddle	1
LMTS-615	6" x 1-1/2" NPT Saddle	1
LMTS-815	8" x 1-1/2" NPT Saddle	1
LMTS-1015	10" x 1-1/2" NPT Saddle	1
LMTS-1215	12" x 1-1/2" NPT Saddle	1
LMTS-1220	12" x 2" NPT Saddle	1
Male Adapter (Bell x Male NPT Thread)		
LMSB-14MA	2" x 2" Male Adapter (Bell x Male NPT)	1
LMSB-24MA	2-1/2" x 2" Male Adapter (Bell x Male NPT)	1
LMSB-25MA	2-1/2" x 2-1/2" Male Adapter (Bell x Male NPT)	1
LMSB-34MA	3" x 2" Male Adapter (Bell x Male NPT)	1
LMSB-36MA	3" x 3" Male Adapter (Bell x Male NPT)	1
LMSB-43MA	4" x 3" Male Adapter (Bell x Male NPT)	2








Male Adapter






ALLIED PRODUCTS

	Part #	Description	Carton Qty
	ACME Adapters		
	LMLMC-1510	1-1/2" x 1" ACME Adapter	1
	LMLMC-1512	1-1/2" x 1-1/4" ACME Adapter	1
	LMLMC-1515	1-1/2" x 1-1/2" ACME Adapter	1
	Spare Parts for Fittings		
	LMSB-LK1	2" & 2-1/2" Connecting Link	1
	LMSB-LK2	3", 4", 5", 6", 7" & 8" Connecting Link	1
	LMSB-LK3	10" & 12" Connecting Link	1
	Quick Coupling Stabilizers		
	LMLS-120	3/4" & 1" Quick Coupling Stabilizer	1
	LMLS-150	1-1/2" Quick Coupling Stabilizer	1
LEEMCO LATERAL CONNECTION SYSTEM			
	Lateral 90, 2" Swivel Base, Male Outlet		
	LML90-215	Lateral 90, 2" Swivel Base, 1-1/2" Male Outlet	1
	LML90-220	Lateral 90, 2" Swivel Base, 2" Male Outlet	1
	LML90-225	Lateral 90, 2" Swivel Base, 2-1/2" Male Outlet	1
	Lateral 90, 2" Swivel Base, Female Outlet		
	LMLF90-215	Lateral 90, 2" Swivel Base, 1-1/2" Female Outlet	1
	LMLF90-220	Lateral 90, 2" Swivel Base, 2" Female Outlet	1
	Lateral Tee, 2" Swivel Base, Male Outlet		
	LML180-215	Lateral Tee, 2" Swivel Base, 1-1/2" Male Outlet	1
	LML180-220	Lateral Tee, 2" Swivel Base, 2" Male Outlet	1
	Lateral Tee, 3" Swivel Base, Male Outlet		
	LML180-320	Lateral Tee, 3" Swivel Base, 2" Male Outlet	1
	LML180-325	Lateral Tee, 3" Swivel Base, 2-1/2" Male Outlet	1
	LML180-330	Lateral Tee, 3" Swivel Base, 3" Male Outlet	1
	Lateral Tee, 2" Swivel Base, Female Outlet		
	LMLF180-215	Lateral Tee, 2" Swivel Base, 1-1/2" Female Outlet	1
	LMLF180-220	Lateral Tee, 2" Swivel Base, 2" Female Outlet	1
	Lateral Angle Valve, 2" Spigot Inlet-2", 2-1/2", or 3" Bell Outlet		
	LMLV-212	2" Spigot Inlet - 2" Bell Outlet, 12" Length	1
	LMLV-218	2" Spigot Inlet - 2" Bell Outlet, 18" Length	1
	LMLV-250	2" Spigot Inlet - 2-1/2" Bell Outlet, 12" Length	1
	LMLV-300	2" Spigot Inlet - 3" Bell Outlet, 12" Length	1
	LMLX-6	6" Extension for 2" Lateral Angle Valve	1
	LMLX-12	12" Extension for 2" Lateral Angle Valve	1
	LMLX-24	24" Extension for 2" Lateral Angle Valve	1
	<i>Adapts only to Leemco Saddle, Lateral Tee, Extension & Male Adapter</i>		
	Adapters		
	LMLMA-200	2" MPT x Bell Adapter	1
	LMFMA-200	2" FPT x Bell Adapter	1
	LMLFA-200	2" Spigot x 2" FPT Adapter	1

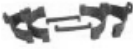



ALLIED PRODUCTS

	Part #	Description	Carton Qty
	Lateral Saddle with 2" Bell Outlet		
	LMLTS-300	3" Lateral Saddle with 2" Bell Outlet	1
	LMLTS-400	4" Lateral Saddle with 2" Bell Outlet	1
	LMLTS-600	6" Lateral Saddle with 2" Bell Outlet	1
	LMLTS-800	8" Lateral Saddle with 2" Bell Outlet	1
	LMLTS-1000	10" Lateral Saddle with 2" Bell Outlet	1
	LMLTS-1200	12" Lateral Saddle with 2" Bell Outlet	1
	Lateral Tee with 2" Bell Outlet		
	LMLT-250T	2-1/2" Lateral Tee w/2" Bell Outlet	1
	LMLT-300T	3" Lateral Tee w/2" Bell Outlet	1
	LMLT-400T	4" Lateral Tee w/2" Bell Outlet	1
	LMLT-600T	6" Lateral Tee w/2" Bell Outlet	1
	LMLT-800T	8" Lateral Tee w/2" Bell Outlet	1
	LMLT-1000T	10" Lateral Tee w/ 2" Bell Outlet	1
LMLT-1200T	12" Lateral Tee w/ 2" Bell Outlet	1	
	Self-Restrained Elbow		
	LMRF-190B	2" 90° Self-Restrained Elbow	1
	LMRF-290B	2-1/2" 90° Self-Restrained Elbow	1
	LMRF-390B	3" 90° Self-Restrained Elbow	1
	LMRF-490B	4" 90° Self-Restrained Elbow	1
	LMRF-690B	6" 90° Self-Restrained Elbow	1
	LMRF-890B	8" 90° Self-Restrained Elbow	1
	LMRF-145B	2" 45° Self-Restrained Elbow	1
	LMRF-245B	2-1/2" 45° Self-Restrained Elbow	1
	LMRF-345B	3" 45° Self-Restrained Elbow	1
	LMRF-445B	4" 45° Self-Restrained Elbow	1
	LMRF-645B	6" 45° Self-Restrained Elbow	1
	LMRF-845B	8" 45° Self-Restrained Elbow	1
	LMRF-422B	4" 22° Self-Restrained Elbow	1
	LMRF-622B	6" 22° Self-Restrained Elbow	1
	LMRF-822B	8" 22° Self-Restrained Elbow	1
	LMRF-611B	6" 11° Self-Restrained Elbow	1
LMRF-811B	8" 11° Self-Restrained Elbow	1	
	Clamp and Bolt for Bell Ends		
	LMC-300	3" Clamp	1
	LMC-400	4" Clamp	1
	LMC-600	6" Clamp	1
	LMC-800	8" Clamp	1
	LMC-1000	10" Clamp	1
	LMC-1200	12" Clamp	1
	Hardware: Bolt, Nut, Washer Sets		
	LMHD-J3	1/2-13x3.5 cr 304 SS bolt for 6" clamp	1
	LMHD-J5	5/8-11x5.5 cr 304 SS bolt for 8" clamp	1
	LMHD-J9	1/2-13x3.5 cr 304 SS bolt for 4" clamp	1
	LMHD-J10	5/8-11x5.5 cr 304 SS bolt for 10" & 12" clamp	1
	LMHD-J11	5/16-18x2 Hex 304 SS bolt for 3" clamp	1

ALLIED PRODUCTS

Part #	Description	Carton Qty
Self-Restrained Lateral Globe Valves, Spigot x Bell and Bell x Bell		
 LMLGV-200SB	2" Self-Restrained Lateral Globe Valve, Spigot x Bell	1
LMLGV-250SB	2-1/2" Self-Restrained Lateral Globe Valve, Spigot x Bell	1
LMLGV-300SB	3" Self-Restrained Lateral Globe Valve, Spigot x Bell	1
LMLGV-200BB	2" Self-Restrained Lateral Globe Valve, Bell x Bell	1
 LMLGV-250BB	2-1/2" Self-Restrained Lateral Globe Valve, Bell x Bell	1
LMLGV-300BB	3" Self-Restrained Lateral Globe Valve, Bell x Bell	1
LMLGV-400BB	4" Self-Restrained Lateral Globe Valve, Bell x Bell	1
LMLX3-6	3" x 6" Extension	1
LMLX3-12	3" x 12" Extension	1
Mainline Gate Valves, Spigot x Bell		
 LMLMV-11SB	2" x 2" Mainline Gate Valve, Spigot x Bell	1
LMLMV-22SB	2-1/2" x 2-1/2" Mainline Gate Valve, Spigot x Bell	1
LMLMV-33SB	3" x 3" Mainline Gate Valve, Spigot x Bell	1
LMLMV-34SB	3" x 4" Mainline Gate Valve, Spigot x Bell	1
LMLMV-44SB	4" x 4" Mainline Gate Valve, Spigot x Bell	1
LMLMV-66SB	6" x 6" Mainline Gate Valve, Spigot x Bell	1
LMLMV-88SB	8" x 8" Mainline Gate Valve, Spigot x Bell	1
LMLMV-1010SB	10" x 10" Mainline Gate Valve, Spigot x Bell	1
LMLMV-1212SB	12" x 12" Mainline Gate Valve, Spigot x Bell	1
Mainline Gate Valves, Bell x Bell		
LMLMV-11BB	2" x 2" Mainline Gate Valve, Bell x Bell	1
LMLMV-22BB	2-1/2" x 2-1/2" Mainline Gate Valve, Bell x Bell	1
LMLMV-33BB	3" x 3" Mainline Gate Valve, Bell x Bell	1
LMLMV-34BB	3" x 4" Mainline Gate Valve, Bell x Bell	1
LMLMV-44BB	4" x 4" Mainline Gate Valve, Bell x Bell	1
LMLMV-66BB	6" x 6" Mainline Gate Valve, Bell x Bell	1
LMLMV-88BB	8" x 8" Mainline Gate Valve, Bell x Bell	1
LMLMV-1010BB	10" x 10" Mainline Gate Valve, Bell x Bell	1
LMLMV-1212BB	12" x 12" Mainline Gate Valve, Bell x Bell	1
LEEMCO JOINT RESTRAINT SYSTEM FOR IPS SIZE PVC & HDPE PIPE		
LH-Series For Pipe to Fitting (Good for One end of a fitting)		
 LMLH-200	2" for Pipe to Fitting Joint Restraint	1
LMLH-250	2-1/2" for Pipe to Fitting Joint Restraint	1
LMLH-300	3" for Pipe to Fitting Joint Restraint	1
LMLH-400	4" for Pipe to Fitting Joint Restraint	1
LMLH-600	6" for Pipe to Fitting Joint Restraint	1
LMLH-800	8" for Pipe to Fitting Joint Restraint	1
LMLH-1000	10" for Pipe to Fitting Joint Restraint	1
LMLH-1200	12" for Pipe to Fitting Joint Restraint	1
LG-Series For Pipe to Pipe for Push-on Gate Valves (Includes Tie Bars & Hardware)		
 LMLG-200	2" for PVC Slip-on Gate Valve Joint Restraint	1
LMLG-250	2-1/2" for PVC Slip-on Gate Valve Joint Restraint	1
LMLG-300	3" for PVC Slip-on Gate Valve Joint Restraint	1
LMLG-400	4" for PVC Slip-on Gate Valve Joint Restraint	1
LMLG-600	6" for PVC Slip-on Gate Valve Joint Restraint	1
LMLG-800	8" for PVC Slip-on Gate Valve Joint Restraint	1
LMLG-1000	10" for PVC Slip-on Gate Valve Joint Restraint	1
LMLG-1200	12" for PVC Slip-on Gate Valve Joint Restraint	1

ALLIED PRODUCTS

Part #	Description	Carton Qty
LB-Series For Pipe to Pipe... Bell-Spigot Joints (Includes Tie Bars & Hardware)		
 LMLB-200	2" Pipe to Pipe...Bell-Spigot Joints	1
LMLB-250	2-1/2" Pipe to Pipe...Bell-Spigot Joints	1
LMLB-300	3" Pipe to Pipe...Bell-Spigot Joints	1
LMLB-400	4" Pipe to Pipe...Bell-Spigot Joints	1
LMLB-600	6" Pipe to Pipe...Bell-Spigot Joints	1
LMLB-800	8" Pipe to Pipe...Bell-Spigot Joints	1
LMLB-1000	10" Pipe to Pipe...Bell-Spigot Joints	1
LMLB-1200	12" Pipe to Pipe...Bell-Spigot Joints	1
LPP-Series For Pipe to Pipe (Includes Tie Bars & Hardware)		
LMLPP-200	2" for Pipe to Pipe Compact Joint Restraint	1
LMLPP-250	2-1/2" for Pipe to Pipe Compact Joint Restraint	1
LMLPP-300	3" for Pipe to Pipe Compact Joint Restraint	1
LMLPP-400	4" for Pipe to Pipe Compact Joint Restraint	1
LMLPP-600	6" for Pipe to Pipe Compact Joint Restraint	1
LMLPP-800	8" for Pipe to Pipe Compact Joint Restraint	1
LGK-Series For Pipe to Fitting for Push-on Gate Valves (Includes Tie Bars & Hardware)		
 LMLGK-200	2" for Pipe to Fitting Gate Valve Joint Restraint	1
LMLGK-250	2-1/2" for Pipe to Fitting Gate Valve Joint Restraint	1
LMLGK-300	3" for Pipe to Fitting Gate Valve Joint Restraint	1
LMLGK-400	4" for Pipe to Fitting Gate Valve Joint Restraint	1
LMLGK-600	6" for Pipe to Fitting Gate Valve Joint Restraint	1
LMLGK-800	8" for Pipe to Fitting Gate Valve Joint Restraint	1
LMLGK-1000	10" for Pipe to Fitting Gate Valve Joint Restraint	1
LMLGK-1200	12" for Pipe to Fitting Gate Valve Joint Restraint	1
LMJ-Series For Pipe to MJ or Flanged Gate Valve (Good for One end of Valve)		
 LMLMJ-200	2" for MJ & Flanged Gate Valve Joint Restraint	1
LMLMJ-250	2-1/2" for MJ & Flanged Gate Valve Joint Restraint	1
LMLMJ-300	3" for MJ & Flanged Gate Valve Joint Restraint	1
LMLMJ-400	4" for MJ & Flanged Gate Valve Joint Restraint	1
LMLMJ-600	6" for MJ & Flanged Gate Valve Joint Restraint	1
LMLMJ-800	8" for MJ & Flanged Gate Valve Joint Restraint	1
LMLMJ-1000	10" for MJ & Flanged Gate Valve Joint Restraint	1
LMLMJ-1200	12" for MJ & Flanged Gate Valve Joint Restraint	1
Tie Bars and Links (Individual Parts)		
 LMLTB-100	8" Tie Bar for 2"-8" Size Pipe for Pipe to Pipe Joint Restraint	1
LMLTB-200	16" Tie Bar for 10"-12" Size Pipe for Pipe to Pipe Joint Restraint	1
LMLTB-224	18" Tie Bar for 2"-4" Size Pipe for Gate Valve Joint Restraint	1
LMLTB-228	23.5" Tie Bar for 6"-8" size Pipe for Gate Valve Joint Restraint	1
LMLTB-1012	31.7" Tie Bar for 10"-12" Size Pipe for Gate Valve Joint Restraint	1
LMLS-MJ	3.5" Link for 2"-12" Size Pipe for MJ & Flanges	1
LMSB-LK6	4.1" Link for 2"-3" Size Pipe for LGK-Series Joint Restraint	1
LMSB-LK7	5.4" Link for 4"-12" Size Pipe for LGK-Series Joint Restraint	1

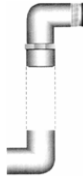
ALLIED PRODUCTS

	Part #	Description	Carton Qty
--	--------	-------------	------------



LASCO SWING JOINTS

Swing Joint Kits



Swing Joint Kit

LAT732-100	3/4" Swing Joint Kit (MT x MT)	10
LAG111-100	1" Swing Joint Kit (S x S)	5
LAG122-100	1" Swing Joint Kit (SP x MT)	5
LAG130-100	1" Swing Joint Kit (MT x Acme)	5
LAG132-100	1" Swing Joint Kit (MT x MT)	5
LAG311-100	1-1/2" Swing Joint Kit (S x S)	5
LAG320-100	1-1/2" Swing Joint Kit (SP x Acme)	5
LAG331-100	1-1/2" Swing Joint Kit (MT x S)	5
LAG332-100	1-1/2" Swing Joint Kit (MT x MT)	5

Unitized Swing Joints



Unitized Swing Joint

LAG111-212	1" x 12" Unitized Swing (S x S)	15
LAG120-212	1" x 12" Unitized Swing (SP x Acme)	15
LAG122-212	1" x 12" Unitized Swing (SP x MT)	15
LAG130-212	1" x 12" Unitized Swing (MT x Acme)	15
LAG132-212	1" x 12" Unitized Swing (MT x MT)	15
LAG140-212	1" x 12" Unitized Swing (Acme x Acme)	15
LAG1M0-212	1" x 12" Unitized Swing (1-1/2" x 1" Acme x Acme)	15
LAG132-218	1" x 18" Unitized Swing (MT x MT)	15
LAG130-218	1" x 18" Unitized Swing (MT x Acme)	15
LAG222-212	1-1/4" x 12" Unitized Swing (SP x MT)	15
LAG232-212	1-1/4" x 12" Unitized Swing (MT x MT)	15
LAG311-212	1-1/2" x 12" Unitized Swing (S x S)	15
LAG320-212	1-1/2" x 12" Unitized Swing (SP x Acme)	15
LAG322-212	1-1/2" x 12" Unitized Swing (SP x MT)	15
LAG330-212	1-1/2" x 12" Unitized Swing (MT x Acme)	15
LAG332-212	1-1/2" x 12" Unitized Swing (MT x MT)	15
LAG3M0-212	1-1/2" x 12" Unitized Swing (Acme x Acme)	15
LAG330-218	1-1/2" x 18" Unitized Swing (MT x Acme)	15
LAG322-218	1-1/2" x 18" Unitized Swing (SP x MT)	15
LAG332-218	1-1/2" x 18" Unitized Swing (MT x MT)	15
LAG3M0-218	1-1/2" x 18" Unitized Swing (Acme x Acme)	15

Unitized Triple Top-Out Swing Joints



Triple Top-Out Swing Joint

LAG132-412	1" x 12" Triple Top-Out Swing (MT x MT)	15
LAG322-412	1-1/2" x 12" Triple Top-Out Swing (SP x MT)	10
LAG332-412	1-1/2" x 12" Triple Top-Out Swing (MT x MT)	10
LAG330-412	1-1/2" x 12" Triple Top-Out Swing (MT x Acme)	10
LAG3M0-418	1-1/2" x 18" Triple Top-Out Swing (Acme x Acme)	10







Quick Coupler Snap-Lok Swing Joint Outlet w/Male Brass Stabilizer



QC Swing Joint

LAG12S-212	1" x 12" Snap-Lok Swing Joint (SP-Short)	15
LAG13S-212	1" x 12" Snap-Lok Swing Joint (MT)	15
LAG14S-212	1" x 12" Snap-Lok Swing Joint (Acme)	15
LAG1MS-212	1" x 12" Snap-Lok Swing Joint (1-1/2" x 1" Acme)	15
LAG12S-218	1" x 18" Snap-Lok Swing Joint (SP-Short)	15
LAG13S-218	1" x 18" Snap-Lok Swing Joint (MT)	15
LAG14S-218	1" x 18" Snap-Lok Swing Joint (Acme)	15
LAG1MS-218	1" x 18" Snap-Lok Swing Joint (1-1/2" x 1" Acme)	15

ALLIED PRODUCTS

	Part #	Description	Carton Qty
	LASCO SWING JOINT REPLACEMENT PARTS		
	LAG120-000	1" Replacement Inlet Spigot x ACME	5
	LAG220-000	1-1/4" Replacement Inlet Spigot x ACME	5
	LAG320-000	1-1/2" Replacement Inlet Spigot x ACME	5
	LAG130-000	1" Replacement Inlet MPT x ACME	5
	LAG230-000	1-1/4" Replacement Inlet MPT x ACME	5
	LAG330-000	1-1/2" Replacement Inlet MPT x ACME	5
	LAG001-006	1" Replacement Inlet Male ACME x ACME	5
	LAG001-005	1-1/4" Replacement Inlet Male ACME x ACME	5
	LAG001-004	1-1/2" Replacement Inlet Male ACME x ACME	5
	LAG001-014	1-1/2" x 1" Replacement Inlet Main Line Connection ACME	5
	LAG001-016	1-1/2" x 1-1/4" Replacement Inlet Main Line Connection ACME	5
	LAG001-004	1-1/2" Replacement Inlet Main Line Connection ACME	5
	LAG102-000	1" Replacement Outlet Street Elbow ACME x MPT	5
	LAG202-000	1-1/4" Replacement Outlet Street Elbow ACME x MPT	5
	LAG302-000	1-1/2" Replacement Outlet Street Elbow ACME x MPT	5
	LAG100-212	1" x 12" Replacement Outlet Swing Arm	5
	LAG200-212	1-1/4" x 12" Replacement Outlet Swing Arm	5
	LAG300-212	1-1/2" x 12" Replacement Outlet Swing Arm	5
	LASCO SWING JOINT "WIRE HOLDERS"		
Wire Holders	LAG004-010	1" Swing Joint Wire Holders	60
	LAG004-015	1-1/2" Swing Joint Wire Holders	60
	LASCO ACME RISERS		
Acme Riser Kit	LAG590-002	1" Acme Riser Kit	15
	LAG590-003	1-1/4" Acme Riser Kit	15
	LAG590-001	1-1/2" Acme Riser Kit	15
	LAG587-002	1" x 7" Long Pre-Assembled Acme Riser	15
Long Acme Riser	LAG587-003	1-1/4" x 7" Long Pre-Assembled Acme Riser	15
	LAG587-001	1-1/2" x 7" Long Pre-Assembled Acme Riser	15
	LASCO ACME TEST CAPS		
Test Cap	LAG548-010	1" Female Acme Thread Cap for Swing Joint	50
	LAG548-012	1-1/4" Female Acme Thread Cap for Swing Joint	25
	LAG548-015	1-1/2" Female Acme Thread Cap for Swing Joint	25
	LASCO ACME FEMALE ADAPTER		
Acme Female Adapter	LAG001-002	1" Acme Female Adapter to convert from FIPT	25
	LAG001-003	1-1/4" Acme Female Adapter to convert from FIPT	25
	LAG001-001	1-1/2" Acme Female Adapter to convert from FIPT	25
	BRASS & GALVANIZED FITTINGS		
Nipples	RWB1003N	1" x 3" Brass Nipple	1
	RWB1004N	1" x 4" Brass Nipple	1
	RWB1006N	1" x 6" Brass Nipple	1
	RWB1010N	1" x 10" Brass Nipple	1
	RWB1503N	1-1/2" x 3" Brass Nipple	1
	RWB2004N	2" x 4" Brass Nipple	1
	RWG1003N	1" x 3" Galvanized Nipple	1
	RWG1008N	1" x 8" Galvanized Nipple	1

ALLIED PRODUCTS

	Part #	Description	Carton Qty
	SINGLE STRAND WIRE		
#10	PGPVB102500	10AWG Black 2500' Coil	1
	PGPVG102500	10AWG Green 2500' Coil	1
	PGPVW102500	10AWG White 2500' Coil	1
#12	PGPEB122500	12AWG Black 2500' Coil	1
	PGPEBL122500	12AWG Blue 2500' Coil	1
	PGPEG122500	12AWG Green 2500' Coil	1
	PGPER122500	12AWG Red 2500' Coil	1
	PGPEW122500	12AWG White 2500' Coil	1
	PGPEY122500	12AWG Yellow 2500' Coil	1
#14	PGPEB14500	14AWG Black 500' Coil	1
	PGPEB142500	14AWG Black 2500' Coil	1
	PGPEBL14500	14AWG Blue 500' Coil	1
	PGPEBL142500	14AWG Blue 2500' Coil	1
	PGPEG14500	14AWG Green 500' Coil	1
	PGPEG142500	14AWG Green 2500' Coil	1
	PGPEO14500	14AWG Orange 500' Coil	1
	PGPEO142500	14AWG Orange 2500' Coil	1
	PGPEP14500	14AWG Purple 500' Coil	1
	PGPEP142500	14AWG Purple 2500' Coil	1
	PGPER14500	14AWG Red 500' Coil	1
	PGPER142500	14AWG Red 2500' Coil	1
#16	PGPEW14500	14AWG White 500' Coil	1
	PGPEW142500	14AWG White 2500' Coil	1
	PGPEY14500	14AWG Yellow 500' Coil	1
	PGPEY142500	14AWG Yellow 2500' Coil	1
	PGPVB16500	16AWG Black 500' Coil	1
	PGPVB16500	16AWG Blue 500' Coil	1
#18	PGPVG16500	16AWG Green 500' Coil	1
	PGPVO16500	16AWG Orange 500' Coil	1
	PGPVR16500	16AWG Red 500' Coil	1
	PGPVW16500	16AWG White 500' Coil	1
	PGPVB18500	18AWG Black 500' Coil	1
	PGPVB18500	18AWG Green 500' Coil	1
TWO WIRE FLAT POWER CABLE W/BARE GROUND	PGPV8/21000	8AWG 2 Stranded w/bare ground 1000' Coil	1
	PGPV10/21000	10AWG 2 Stranded w/bare ground 1000' Coil	1
	PGPV12/21000	12AWG 2 Stranded w/bare ground 1000' Coil	1
	PGPV14/21000	14AWG 2 Stranded w/bare ground 1000' Coil	1
	PGPV6/21000	6AWG 2 Stranded w/bare ground 1000' Coil	1
DECODER CABLE (per foot)	PG170800	14 AWG 2 Conductor Toro Red Jacketed	1
	PG170800BK	14 AWG 2 Conductor Toro Red Jacketed w/Black Strip	1
	PG170800GN	14 AWG 2 Conductor Toro Red Jacketed w/Green Strip	1
	PG170800YL	14 AWG 2 Conductor Toro Red Jacketed w/Yellow Strip	1
	PG180116	14 AWG 2 Conductor Maxi Blue Jacketed 2500 foot spool	1



Direct Burial Wire









Power Cable w/ ground


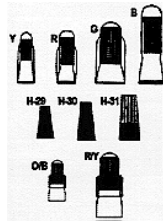




Decoder Cable

ALLIED PRODUCTS

	Part #	Description	Carton Qty
	DIRECT BURIAL COMMUNICATION CABLE		
	PG7162D	16/2 Toro Shielded, Unarmored Tuf-hide /ft	1
	PG7162D-A1	16/2 Toro Shielded, Armored Tuf-hide /ft	1
	BARE COPPER WIRE		
	PGPV2/1000	2AWG Bare Copper 1000' Coil	1
	PGPV4/1000	4AWG Bare Copper 1000' Coil	1
	PGPV6/1000	6AWG Bare Copper 1000' Coil	1
	PGPV8/1000	8AWG Bare Copper 1000' Coil	1
	PGPV10/1000	10AWG Bare Copper 1000' Coil	1
	<i>Also available in 250' & 500' Coils</i>		
	MULTI-STRAND WIRE		
	PGPV18/2500	18AWG 2 Strand 500' Coil	1
	PGPV18/3500	18AWG 3 Strand 500' Coil	1
	PGPV18/4500	18AWG 4 Strand 500' Coil	1
	PGPV18/5500	18AWG 5 Strand 500' Coil	1
	PGPV18/6500	18AWG 6 Strand 500' Coil	1
	PGPV18/7500	18AWG 7 Strand 500' Coil	1
	PGPV18/8500	18AWG 8 Strand 500' Coil	1
	PGPV18/9500	18AWG 9 Strand 500' Coil	1
	PGPV18/10500	18AWG 10 Strand 500' Coil	1
	PGPV18/12500	18AWG 12 Strand 500' Coil	1
	PGPV18/13500	18AWG 13 Strand 500' Coil	1
	PGPV18/16500	18AWG 16 Strand 500' Coil	1
	PGPV18/25500	18AWG 25 Strand 500' Coil	1
	PGPV18/51000	18AWG 5 Strand 1000' Coil	1
	PGPV18/61000	18AWG 6 Strand 1000' Coil	1
	PGPV18/71000	18AWG 7 Strand 1000' Coil	1
	PGPV18/81000	18AWG 8 Strand 1000' Coil	1
	PGPV18/91000	18AWG 9 Strand 1000' Coil	1
	PGPV18/101000	18AWG 10 Strand 1000' Coil	1
	PGPV18/121000	18AWG 12 Strand 1000' Coil	1
	PGPV18/131000	18AWG 13 Strand 1000' Coil	1
	LOW VOLTAGE LIGHTING CABLE		
	PGPV8/2250	8AWG 2 Conductor 250' Coil	1
	PGPV10/2100	10AWG 2 Conductor 100' Coil	1
	PGPV10/2250	10AWG 2 Conductor 250' Coil	1
	PGPV10/2500	10AWG 2 Conductor 500' Coil	1
	PGPV12/2100	12AWG 2 Conductor 100' Coil	1
	PGPV12/2250	12AWG 2 Conductor 250' Coil	1
	PGPV12/2500	12AWG 2 Conductor 500' Coil	1
PGPV18/2250	18AWG 2 Conductor 250' Coil	1	
	POWER CORD		
	PG090081	8' Power cord, 16/3 AWG, SPT-3, 13 amp, UL Listed	1
	3M ELECTRICAL PRODUCTS		
	3M Wire Marking Accessories		
	PGSTD0-9	Tape Dispenser w/10 Rolls of Numbered Tape	1
	PGSTD-C	Tape Dispenser w/10 Rolls of Colored Tape	1
	3M Cable Ties		
	PG06225	6" Long Natural Cable Ties	100
	PG06226	8" Long Natural Cable Ties	100

ALLIED PRODUCTS

	Part #	Description	Carton Qty
	Electrical Connection Waterproofing Accessories		
	PG270228R	#316IR Low-Voltage Connector 22-16 awg	30
	PG270367	DBM-L Splice Kit 14-10 awg	50
	PG971798	DBR Direct Burial Splice Kit of 2 - Red	25
	PG971798B	DBR Direct Burial Splices - Bulk - Red	100
	PG3MDBR/Y	DBR/Y Direct Burial Splice Kit of 2 for 600 Volts	25
	PG3MDBR/YB	DBR/Y Direct Burial Splice - Bulk for 600 Volts	100
	PG971800	DBY Direct Burial Splice Kit of 2 - Yellow	25
	PG971800B	DBY Direct Burial Splices - Bulk - Yellow	100
	PG270336	DBY-6 Direct Burial Splice Kit of 2 - Yellow for 600V	25
	PG270339	DBR-6 Direct Burial Splice Kit of 2 - Red for 600V	25
	PGGEM25LB	GEM 25 LB Bag	1
	PG4	#4 Small Resin Pack (3570)	10
	PGA	#4 Electrical Insulating Resin Size A 3.2 oz.	10
	PG270340	#82-A1 Resin Splice Kits up to 2 awg	1
	PG82-A1	Toro SH/AM Cable Splice Kit	1
	PG82-B1	Otterbine Fountain Wye Splice Kit	1
	3M Direct Bury Splice Kit		
	3M Electrical Connectors - Wire Nuts		
	PGY	Type Y (yellow) 22-12 awg	100
	PGR	Type R (red) 18-10 awg	100
	PGG	Type G (grey) 14-8 awg	100
	PGB	Type B (blue) 12-6 awg	50
	PGH-30	Type H-30 (blue) 22-14 awg	100
	PGH-31	Type H-31 (orange) 18-14 awg	100
	PGO/B	Type O/B (orange/blue) 20-12 awg	100
	PGR/Y	Type R/Y (red/yellow) 18-8 awg	100
	PG80130	Cable Stripping Tool	1
	Wire Nuts		
	KING CONNECTOR ELECTRICAL PRODUCTS		
	PG40-562	King Blue Gel-Type Wire Nut	20
	PGKWC-100	King One-Step Tan Low Voltage Connector	15
	PG61135	King Black/White Wire Connectors-Small (25/bag)	25
	PG61146	King Black/White Wire Connectors-Small (150/canister)	150
	PG61235	King Black/Gray Wire Connector-Medium (20/bag)	20
	PG61241	King Black/Gray Wire Connector-Medium (100/canister)	100
	PG61335	King Black/Blue Wire Connectors-Large (10/bag)	10
	King Wire Connectors		
	GROUNDING PRODUCTS		
	PG1820040	Cadweld Flint Igniter T-320	1
	PGNX1161G	#6-8 Solid to 5/8" Rod-Cadweld ONE-SHOT	12
	PGGT1-141G	#6-8 Solid to 1/2" Rod-Cadweld ONE-SHOT	12
	MZ41022	5/8" x 8' Copper Ground Rod	1
	MZ1820003	5/8" x 10' Copper Ground Rod	1
	MZ41103	5/8" Ground Rod Clamps	1
	PG182199L	4" x 96" Copper Ground Plate w/25' of 6AWG wire	1
	PG182201	4" x 36" Copper Plate w/10' of 10AWG wire-Decoder	1
	PG1820058	Powerset 50lb. Bag (soils of sand and rock)	1
	PG1820059	Powerfill 50lb. Bag (soils of clay)	1
	ONE-SHOT for welding cables to ground rods		

ALLIED PRODUCTS

	Part #	Description	Carton Qty
--	--------	-------------	------------



STA-RITE PUMPS

Shallow Well Jet Pumps



STSN	1/2 HP Cast Iron ProJect Shallow Well Jet Pump	1
STHND	3/4 HP Cast Iron ProJet Shallow Well Jet Pump	1
STHNE	1 HP Cast Iron ProJet Shallow Well Jet Pump	1

Centrifugal Pumps



Small, Straight
Centrifugal Pump

STJMB	1/3 HP 115V/1PH Centrifugal Pump Medium Head	1
STJMC	1/2 HP 115/230V/1PH Centrifugal Pump Medium Head	1
STJMD	3/4 HP 115/230V/1PH Centrifugal Pump Medium Head	1
STJME	1 HP 115/230V/1PH Centrifugal Pump Medium Head	1
STJMF	1-1/2 HP 115/230V/1PH Centrifugal Pump Medium Head	1
STJMG	2 HP 230V/1PH Centrifugal Pump Medium Head	1
STJHB	1/3 HP 115V/1PH Centrifugal Pump High Head	1
STJHC	1/2 HP 115/230V/1PH Centrifugal Pump High Head	1
STJHD	3/4 HP 115/230V/1PH Centrifugal Pump High Head	1
STJHE	1 HP 115/230V/1PH Centrifugal Pump High Head	1
STJHF	1-1/2 HP 115/230V/1PH Centrifugal Pump High Head	1
STJHG	2 HP 230V/1PH Centrifugal Pump High Head	1
STJHHG	2-1/2 HP 230V/1PH Centrifugal Pump High Head	1

Centrifugal Pumps



Self-Priming
Centrifugal Pump

STDS2HE	1 HP 115/230V/1PH Centrifugal Pump High Head	1
STDS2HF	1-1/2 HP 115/230V/1PH Centrifugal Pump High Head	1
STDS2HG	2 HP 230V/1PH Centrifugal Pump High Head	1
STDS2HHG	2-1/2 HP 230V/1PH Centrifugal Pump High Head	1
STDHF	1-1/2 HP 115/230V/1PH Centrifugal Pump High Head	1
STDHG	2 HP 230V/1PH Centrifugal Pump High Head	1
STDHH	3 HP 230V/1PH Centrifugal Pump High Head	1
STDHJ	5 HP 230V/1PH Centrifugal Pump High Head	1

D SERIES FLANGES

STPKG52	1-1/2" Adapt Flange	1
STPKG53	2" Adapt Flange	1
STPKG72	2-1/2" Adapt Flange	1
STPKG73	3" Adapt Flange	1



STA-RITE SUBMERSIBLE PUMPS



4" Signature 2000 Stainless Steel Submersible 10 gpm Pump		1
4" Signature 2000 Stainless Steel Submersible 15 gpm Pump		1
4" Signature 2000 Stainless Steel Submersible 20 gpm Pump		1
4" Signature 2000 Stainless Steel Submersible 30 gpm Pump		1
4" Signature 2000 Stainless Steel Submersible 50 gpm Pump		1

ALLIED PRODUCTS

Part #	Description	Carton Qty
--------	-------------	------------

MUNRO PUMPS



LP Series Centrifugal Pumps



LP075B	3/4 HP 115/208-230V 1 PH Centrifugal Pump	1
LP100B	1 HP 115/208-230V 1 PH Centrifugal Pump	1
LP150B	1-1/2 HP 115/208-230V 1 PH Centrifugal Pump	1
LP200B	2 HP 115/208-230V 1 PH Centrifugal Pump	1
LP300B	3 HP 115/208-230V 1 PH Centrifugal Pump	1

LP 1500 Series Self-Priming Centrifugal Pump



LP1502B	2 HP 230V 1PH Self - Priming Centrifugal Pump	1
---------	---	---

LP 3000 Series Self-Priming Centrifugal Pumps

LP3005B	5HP 208-230/460V 3PH Centrifugal Pump	1
LP3005B3	5HP 230V 1PH Centrifugal Pump	1

Complete Pro Series Centrifugal Pumps w/ Smartbox Enclosure & Adapters



PE075B	3/4HP Centrifugal Pump Package	1
PE100B	1HP Centrifugal Pump Package	1
PE150B	1-1/2HP Centrifugal Pump Package	1
PE200B	2HP Centrifugal Pump Package	1
PE300B	3HP Centrifugal Pump Package	1

Startbox Pump Start Relays



MPSR24	Startbox Pump Start Relay 24V for 3/4HP - 7-1/2HP 1PH Pumps	1
MPSR110	Startbox Pump Start Relay 110V for 3/4HP - 7-1/2HP 1PH Pumps	1
MPSR220	Startbox Pump Start Relay 220V for 3/4HP - 7-1/2HP 1PH Pumps	1
MPSR24V3	Startbox Plus Pump Start Relay 24V Coil for 3HP Pump Thermal	1
MPSR24V5	Startbox Plus Pump Start Relay 24V Coil for 5HP Pump Thermal	1
MPSR24V10	Startbox Plus Pump Start Relay 24V Coil for 10HP Pump Thermal	1



WALRUS PUMPS

WPTQ400	1/2 HP 1125V/1HP Walrus Booster Pump w/ Pressure Tank	1
WPTQ800	1 HP 1125V/1HP Walrus Booster Pump w/ Pressure Tank	1



Please Call Your Century Representative for Sizing & Pricing.

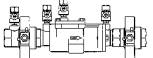
ALLIED PRODUCTS

	Part #	Description	Carton Qty
--	--------	-------------	------------



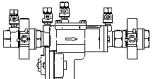
BACKFLOW PREVENTERS

FEBCO 850 SERIES DOUBLE CHECK ASSEMBLY WITH BALL VALVE



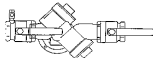
FE850/75	3/4" Febco D.C. Device w/ Ball Valve	1
FE850/100	1" Febco D.C. Device w/ Ball Valve	1
FE850/125	1-1/4" Febco D.C. Device w/ Ball Valve	1
FE850/150	1-1/2" Febco D.C. Device w/ Ball Valve	1
FE850/200	2" Febco D.C. Device w/ Ball Valve	1

FEBCO 860 SERIES REDUCED PRESSURE ZONE ASSEMBLY WITH BALL VALVES

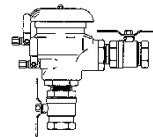


FE860/75	3/4" Febco R.P. Device w/ Ball Valve	1
FE860/100	1" Febco R.P. Device w/ Ball Valve	1
FE860/125	1-1/4" Febco R.P. Device w/ Ball Valve	1
FE860/150	1-1/2" Febco R.P. Device w/ Ball Valve	1
FE860/200	2" Febco R.P. Device w/ Ball Valve	1

FEBCO 825Y SERIES REDUCED PRESSURE ZONE ASSEMBLY



FE825Y75	3/4" Febco R.P. Device	1
FE825Y100	1" Febco R.P. Device	1
FE825Y125	1-1/4" Febco R.P. Device	1
FE825Y150	1-1/2" Febco R.P. Device	1
FE825Y200	2" Febco R.P. Device	1



FEBCO 765 SERIES PRESSURE VACUUM BREAKERS WITH BALL VALVES

FE765/75	3/4" Febco PVB w/Ball Valve	1
FE765/100	1" Febco PVB w/Ball Valve	1
FE765/125	1-1/4" Febco PVB w/Ball Valve	1
FE765/150	1-1/2" Febco PVB w/Ball Valve	1
FE765/200	2" Febco PVB w/Ball Valve	1



WILKINS720A SERIES PRESSURE VACUUM BREAKERS WITH BALL VALVES



WI34-720A	3/4" Wilkins PVB w/Ball Valve	1
WI1-720A	1" Wilkins PVB w/Ball Valve	1
WI114-720A	1-1/4" Wilkins PVB w/Ball Valve	1
WI112-720A	1-1/2" Wilkins PVB w/Ball Valve	1
WI2-720A	2" Wilkins PVB w/Ball Valve	1

WILKINS 975XL SERIES REDUCED PRESSURE ZONE ASSEMBLY W/ BALL VALVES



WI34-975XL	3/4" Wilkins R.P. Device w/ Ball Valve	1
WI1-975XL	1" Wilkins R.P. Device w/ Ball Valve	1
WI114-975XL	1-1/4" Wilkins R.P. Device w/ Ball Valve	1
WI112-975XL	1-1/2" Wilkins R.P. Device w/ Ball Valve	1
WI2-975XL	2" Wilkins R.P. Device w/ Ball Valve	1

WILKINS 950XLT SERIES DOUBLE CHECK ASSEMBLY WITH TOP ACCESS COVERS



WI34-950XLT	3/4" Wilkins D.C. Device w/ Ball Valve	1
WI1-950XLT	1" Wilkins D.C. Device w/ Ball Valve	1
WI114-950XLT	1-1/4" Wilkins D.C. Device w/ Ball Valve	1
WI112-950XLT	1-1/2" Wilkins D.C. Device w/ Ball Valve	1
WI2-950XLT	2" Wilkins D.C. Device w/ Ball Valve	1

WILKINS 375 SERIES REDUCED PRESSURE ZONE ASSEMBLY



WI34-375	3/4" Wilkins R.P. Device w/ Ball Valve	1
WI1-375	1" Wilkins R.P. Device w/ Ball Valve	1
WI114-375	1-1/4" Wilkins R.P. Device w/ Ball Valve	1
WI112-375	1-1/2" Wilkins R.P. Device w/ Ball Valve	1
WI2-375	2" Wilkins R.P. Device w/ Ball Valve	1










ALLIED PRODUCTS

Part #	Description	Carton Qty
BACKFLOW PREVENTION ACCESSORIES		
FEBCO FULL PORT TEST CLOCK		
FE781074	1/8" M x 1/4" F Full Port Test Clock	1
FE781075	1/4" M x 1/4" F Full Port Test Clock	1
FEBCO AIR GAP DRAINS		
FE905358	1/2", 3/4", 1" Air Gap Drain for Models 860/860U	1
FE905359	1-1/4", 1-1/2", 2" Air Gap Drain for Models 860/860U	1
FE905082	3/4" - 2" Air Gap Drain for Models 825Y	1
FEBCO BRONZE "Y" STRAINER		
FE650-05	1/2" WYE Strainer	1
FE650-07	3/4" WYE Strainer	1
FE650-10	1" WYE Strainer	1
FE650-12	1-1/4" WYE Strainer	1
FE650-15	1-1/2" WYE Strainer	1
FE650-20	2" WYE Strainer	1
BACKFLOW PREVENTION REPAIR PARTS		
FEBCO 765 MODEL		
FE905212	1" & 1-1/4" Bonnet & Poppet Assembly 765	1
FE905047	1/2" & 3/4" Bonnet Assembly 765	1
FE905048	1" & 1-1/4" Bonnet Assembly 765	1
FE901857	1-1/2" & 2" Bonnet Assembly 765	1
FE905049	1/2" & 3/4" Poppet Assembly 765	1
FE905050	1" & 1-1/4" Poppet Assembly 765	1
FE901860	1-1/2" & 2" Poppet Assembly 765	1
FEBCO 805Y & 825Y MODELS		
FE905042	3/4" - 1-1/4" Check Rubber Kit 805Y, 825Y	1
FE905043	3/4" - 1-1/4" Relief Valve Rubber Kit 825Y	1
FE905044	3/4" & 1" Check Assembly 805Y, 825Y	1
FE905045	3/4" & 1" Relief Valve Assembly 825Y	1
FEBCO 850 & 860 MODELS		
FE905-348	1/2" & 3/4" 1st Check Module Assembly	1
FE905-350	1" 1st Check Module Assembly	1
FE905-352	1-1/4" - 2" 1st Check Module Assembly	1
FE905-347	1/2" & 3/4" 2nd Check Module Assembly	1
FE905-349	1" 2nd Check Module Assembly	1
FE905-351	1-1/4" - 2" 2nd Check Module Assembly	1
FILTERS & CARTRIDGES		
NPAQ1	Algae Queen Suction Filter	1
AGECF2	Cartridge Filter Carbon	1
AGECF3	Cartridge Filter Sediment	1
AGEFC000	Water Filter Housing, Standard	1








Algae Queen





ALLIED PRODUCTS

	Part #	Description	Carton Qty	
  125 Lb. WSP 200 Lb. WOG	RED-WHITE BRONZE VALVES			
	AG206-10	1" THD Gate Valve	1	
	AG206-12	1-1/4" THD Gate Valve	1	
	AG206-15	1-1/2" THD Gate Valve	1	
	AG206-20	2" THD Gate Valve	1	
	AG206-25	2-1/2" THD Gate Valve	1	
	AG206-30	3" THD Gate Valve	1	
	AG206-40	4" THD Gate Valve	1	
	AG267-05	1/2" THD Gate Valve	1	
	AG267-07	3/4" THD Gate Valve	1	
AG267-10	1" THD Gate Valve	1		
AG267-12	1-1/4" THD Gate Valve	1		
AG267-15	1-1/2" THD Gate Valve	1		
AG267-20	2" THD Gate Valve	1		
AG267-25	2-1/2" THD Gate Valve	1		
 150 Lb. WSP 600 Lb. WOG	AG5044-02	1/4" THD Ball Valve	1	
	AG5044-05	1/2" THD Ball Valve	1	
	AG5044-07	3/4" THD Ball Valve	1	
	AG5044-10	1" THD Ball Valve	1	
	AG5044-12	1-1/4" THD Ball Valve	1	
	AG5044-15	1-1/2" THD Ball Valve	1	
	AG5044-20	2" THD Ball Valve	1	
 600 Lb. WOG	AG5049-05	1/2" SWT Ball Valve	1	
	AG5049-07	3/4" SWT Ball Valve	1	
	AG5049-10	1" SWT Ball Valve	1	
 200 Lb. WOG	AG232-10	1" Spring Check Valve	1	
	AG232-12	1-1/4" Spring Check Valve	1	
	AG232-15	1-1/2" Spring Check Valve	1	
	AG232-20	2" Spring Check Valve	1	
 200 Lb. WOG	AG246-05	1/2" Swing Check Valve	1	
	AG246-07	3/4" Swing Check Valve	1	
	AG246-10	1" Swing Check Valve	1	
 Ball Valve T x T	RED-WHITE PLASTIC BALL VALVES			
	AG1380-07	3/4" PL Ball Valve T x T	1	
	AG1380-10	1" PL Ball Valve T x T	1	
	AG1380-12	1-1/4" PL Ball Valve T x T	1	
	AG1380-15	1-1/2" PL Ball Valve T x T	1	
	AG1380-20	2" PL Ball Valve T x T	1	
	 Ball Valve S x S	AG1384-07	3/4" PL Ball Valve S x S	1
		AG1384-10	1" PL Ball Valve S x S	1
AG1384-12		1-1/4" PL Ball Valve S x S	1	
AG1384-15		1-1/2" PL Ball Valve S x S	1	
	RED-WHITE BOILER DRAINS			
	AG502-05	1/2" Boiler Drain MT	12	
	AG502-07	3/4" Boiler Drain MT	12	







ALLIED PRODUCTS

	Part #	Description	Carton Qty
  125 Lb. WSP 200 LB. WOG	NIBCO BRONZE VALVES		
	NIT113-K-10	1" THD Gate Valve w/cross handle	1
	NIT113-K-12	1-1/4" THD Gate Valve w/cross handle	1
	NIT113-K-15	1-1/2" THD Gate Valve w/cross handle	1
	NIT113-K-20	2" THD Gate Valve w/cross handle	1
	NIT113-K-25	2-1/2" THD Gate Valve w/cross handle	1
	NIT113-K-30	3" THD Gate Valve w/cross handle	1
	NIPR-113-K-20	2" THD Gate Valve Push-on Gate Valve w/ Joint Restraints	1
 600 Lb. WOG Freeze King Automatic	NIT585-70-05	1/2" THD Ball Valve	1
	NIT585-70-10	1" THD Ball Valve	1
	NIT580-70-15	1-1/2" THD Ball Valve	1
	NIT580-70-20	2" THD Ball Valve	1
	NIT580-70-25	2-1/2" THD Ball Valve	1
 Mechanical Joint Gate Valve	CLOW RESILIENT-SEATED GATE VALVES		
	CLKE1571X3	3" M.J. Gate Valve w/ transition gaskets accessory pack	1
	CLKE1571X4	4" M.J. Gate Valve w/ transition gaskets accessory pack	1
	CLKE1571X6	6" M.J. Gate Valve w/ transition gaskets accessory pack	1
	CLKE1571X8	8" M.J. Gate Valve w/ transition gaskets accessory pack	1
	CLKE1571X10	10" M.J. Gate Valve w/ transition gaskets accessory pack	1
	CLKE1597X2	2" Push-on Gate Valve w/gaskets	1
	CLKE1597X25	2-1/2" Push-on Gate Valve w/gaskets	1
	CLKE1597X3	3" Push-on Gate Valve w/gaskets	1
	CLKE1597X4	4" Push-on Gate Valve w/gaskets	1
	CLKE1597X6	6" Push-on Gate Valve w/gaskets	1
	CLKE1597X8	8" Push-on Gate Valve w/gaskets	1
	CLKE4057X25	2-1/2" Threaded Gate Valve	1
CLKE4057X3	3" Threaded Gate Valve	1	
 Push-on Gate Valve	NIBCO RESILIENT-SEATED GATE VALVES		
	NIP-619RW-2	2" Push-on Gate Valve w/gaskets	1
	NIP-619RW-25	2-1/2" Push-on Gate Valve w/gaskets	1
	NIP-619RW-3	3" Push-on Gate Valve w/gaskets	1
	NIP-619RW-4	4" Push-on Gate Valve w/gaskets	1
	NIP-619RW-6	6" Push-on Gate Valve w/gaskets	1
	NIP-619RW-8	8" Push-on Gate Valve w/gaskets	1
VALMATIC AIR RELEASE VALVE			
CLVAL15A.3	1" Water Air Release Valve	1	

ALLIED PRODUCTS

	Part #	Description	Carton Qty
CARSON VALVE BOXES			
	TRUSS T ECONOMY GRADE VALVE BOXES - Black Box & Green Lid		
	AMC708-1	6" Round Econo Valve Box	1
	AMC708-2	6" Round Econo T Cover ICV	1
	AMC011-1	10" Round Econo Valve Box	1
	AMC011-2	10" Round Econo T Cover ICV	1
	AMC1015B-1	12" Standard Rectangular Valve Box	1
	AMC1015-3	12" Standard Rectangular T Cover ICV	1
	AMC1015B-7	7" Standard Rectangular Box or 6" Extension	1
	AMC012-6X-4	Jumbo 6" Extension Box	1
	SPECIFICATION GRADE VALVE BOXES - Green Box & Lid		
	AMC809-1	7" Round Deluxe Econo Valve Box	1
	AMC809-2	7" Round Deluxe Econo T Cover ICV	1
	AMC910-1	10" Round Valve Box	1
	AMC910-2	10" Round T Cover ICV	1
	AMC1419B-1	12" Standard Valve Box	1
	AMC1419E-1	Standard 6" Extension Box	1
	AMC1419-3	12" Standard T Cover ICV	1
	AMC1220B-1	Jumbo Valve Box	1
	AMC1220E-1	Jumbo 6" Extension Box	1
	AMC1220-3	Jumbo T Cover ICV	1
AMC1730-18	18" Super Jumbo Rectangular XL Box & T Cover ICV	1	
	CARSON HOSENCLOSE		
	AMCB32G	50' Commercial Grade 1/2" Hose w/ Brass Fire Hose Nozzle Enclosed in 1419 Standard Valve Box w/ Lid	1
REELCRAFT			
	Reel Trailer & Accessories		
	RC600810	Trailer Less Reel & Accessories	1
	RCS600808	Combination Switch for 12VDC Motor Driven Reels	1
	RC600910	12 Volt Motor Driven Hose Reel & Trailer	1
	RC601065-50	1" x 50 Ft Hose Assembly	1
	RC601065-100	1" x 100 Ft Hose Assembly	1
	RC600829-10	1" x 10 Ft Hose Assembly	1
	RCCA33112L	3/4" x 100 Ft Hand Crank Reel	1
	RCCA37118L	1" x 100 Ft Hand Crank Reel	1
	RCEA33118L12D	3/4" x 150 Ft Electric Motor Reel 12VDC	1
	RCEA37118L12D	1" x 100 Ft Electric Motor Reel 12VDC	1
	RCS600226-3	Three Way Roller Bracket-Bottom wind 18"	1
	RCS600848-2	Three Way Roller Bracket-Top wind 12"	1
	RCS600848-3	Three Way Roller Bracket-Top wind 18"	1
	RC600518	Chain Guard for Motor Rewind Models	1

ALLIED PRODUCTS

			Carton Qty		
	Part #	Description			
	REELCRAFT				
	DGM Syringing System (Underground System w/Hose Reel & Enclosure)				
		RCDGM83075OLP	DGM Syringing System 75 ft x 3/4" I.D. hose	1	
		RCDGM85100OLP	DGM Syringing System 100 ft x 5/8" I.D. hose	1	
	Turf Care Center Reels				
		RC5650OLP	3/8" x 50 Ft Heavy Duty Air/ Water Reel 300 PSI	1	
		RC7850OLP	1/2" x 50 Ft Heavy Duty Air/ Water Reel 300 PSI	1	
		RCGC7535OLP	5/8" x 35 Ft Heavy Duty Air/ Water Reel 200 PSI	1	
		RCGC7925OLP	3/4" x 25 Ft Heavy Duty Air/ Water Reel 250 PSI	1	
		RCTW7450OLPT	1/4" x 50 Ft Dual Welding Hose	1	
		RCRT650OLP	3/8" x 50 Ft Composite Lightweight Reel 300 PSI	1	
		RCL40501631	50 Ft Incandescent Light Cord Reel	1	
		RCL40501622	50 Ft Fluorescent Light Cord Reel	1	
		RC600626	180" Wall Mount Swing Bracket	1	
		NETAFIM DRIP IRRIGATION PRODUCTS			
TECHLINE CV PRESSURE COMPENSATING DRIPPERLINE W/ CHECK VALVE					
Techline CV Dripperline 0.26 GPH Flow					
			TLCV26-1210	12" Techline, .26 GPH, 1,000 Ft.	1
			TLCV26-12025	12" Techline, .26 GPH, 250 Ft.	1
			TLCV26-1201	12" Techline, .26 GPH, 100 Ft.	1
			TLCV26-1810	18" Techline, .26 GPH, 1,000 Ft.	1
			TLCV26-18025	18" Techline, .26 GPH, 250 Ft.	1
			TLCV26-1801	18" Techline, .26 GPH, 100 Ft.	1
Techline CV Dripperline 0.4 GPH Flow					
			TLCV4-1210	12" Techline, .4 GPH, 1,000 Ft.	1
			TLCV4-12025	12" Techline, .4 GPH, 250 Ft.	1
			TLCV4-1201	12" Techline, .4 GPH, 100 Ft.	1
			TLCV4-1810	18" Techline, .4 GPH, 1,000 Ft.	1
			TLCV4-18025	18" Techline, .4 GPH, 250 Ft.	1
			TLCV4-1801	18" Techline, .4 GPH, 100 Ft.	1
Techline CV Dripperline 0.6 GPH Flow					
			TLCV6-1210	12" Techline, .6 GPH, 1,000 Ft.	1
			TLCV6-12025	12" Techline, .6 GPH, 250 Ft.	1
			TLCV6-1201	12" Techline, .6 GPH, 100 Ft.	1
			TLCV6-1810	18" Techline, .6 GPH, 1,000 Ft.	1
			TLCV6-18025	18" Techline, .6 GPH, 250 Ft.	1
			TLCV6-1801	18" Techline, .6 GPH, 100 Ft.	1
			TLCV6-2410	24" Techline, .6 GPH, 1,000 Ft.	1
			TLCV6-24025	24" Techline, .6 GPH, 250 Ft.	1
		TLCV6-2401	24" Techline, .6 GPH, 100 Ft.	1	
Techline CV Dripperline 0.9 GPH Flow					
			TLCV9-1210	12" Techline, .9 GPH, 1,000 Ft.	1
		TLCV9-12025	12" Techline, .9 GPH, 250 Ft.	1	
		TLCV9-1201	12" Techline, .9 GPH, 100 Ft.	1	
		TLCV9-1810	18" Techline, .9 GPH, 1,000 Ft.	1	
		TLCV9-18025	18" Techline, .9 GPH, 250 Ft.	1	
		TLCV9-1801	18" Techline, .9 GPH, 100 Ft.	1	
		TLCV9-2410	24" Techline, .9 GPH, 1000 Ft.	1	
		TLCV9-24025	24" Techline, .9 GPH, 250 Ft.	1	
	TLCV9-2401	24" Techline, .9 GPH, 100 Ft.	1		

ALLIED PRODUCTS

Part #	Description	Carton Qty
Techline CV Blank Tubing		
TLCV010	17mm Blank Tubing, 1,000 Ft.	1
TLCV0025	17mm Blank Tubing, 250 Ft.	1
TLCV001	17mm Blank Tubing, 100 Ft.	1
Techline CV & Techline Fittings & Accessories		
TLCOUP	Techline Insert Coupling	25
TLELL	Techline Insert Elbow	25
TLTEE	Techline Insert Tee	25
TL050MA	Male Adapter (1/2" MPT) (Insert)	
TL075MA	Male Adapter (3/4" MPT) (Insert)	25
TL075FTEE	Combination Tee (Insert x Insert x 3/4" FPT)	25
TL2W075MA	V 2-Way Adapter (3/4" MPT) (Insert)	25
TLCROS	Techline Insert Cross	25
TLFIG8	Figure Eight Line End	25
TLDPLUG	Dripper Plug	25
TLMTUBEADP	Dripper Micro Tubing Adapter	25
TLSOV	Techline Line Shut-Off (Barb x Barb)	10
TLS6	Staple 6"	25
PCDj Pressure Compensating Junior Drippers w/ 1.5 psi Check Valve		
PCDJ05-25	0.5 GPH Barb Inlet x .160 Barb Outlet Red Color	25
PCDJ05-100	0.5 GPH Barb Inlet x .160 Barb Outlet Red Color	100
PCDJ05-250	0.5 GPH Barb Inlet x .160 Barb Outlet Red Color	250
PCDJ05-1000	0.5 GPH Barb Inlet x .160 Barb Outlet Red Color	1000
PCDJ10-25	1.0 GPH Barb Inlet x .160 Barb Outlet Gray Color	25
PCDJ10-100	1.0 GPH Barb Inlet x .160 Barb Outlet Gray Color	100
PCDJ10-250	1.0 GPH Barb Inlet x .160 Barb Outlet Gray Color	250
PCDJ10-1000	1.0 GPH Barb Inlet x .160 Barb Outlet Gray Color	1000
PCDJ20-25	2.0 GPH Barb Inlet x .160 Barb Outlet Green Color	25
PCDJ20-100	2.0 GPH Barb Inlet x .160 Barb Outlet Green Color	100
PCDJ20-250	2.0 GPH Barb Inlet x .160 Barb Outlet Green Color	250
PCDJ20-1000	2.0 GPH Barb Inlet x .160 Barb Outlet Green Color	1000
Techflow Pressure Compensating Drippers w/Check Valve		
WPC5	.5 GPH Pres. Comp. Drripper Barb x Nipple	25
WPC10	1.0 GPH Pres. Comp. Drripper Barb x Nipple	25
WPC20	2.0 GPH Pres. Comp. Drripper Barb x Nipple	25
PC5	.5 GPH Pres. Comp. Drripper w/Barb	25
PC10	1.0 GPH Pres. Comp. Drripper w/Barb	25
PC20	2.0 GPH Pres. Comp. Drripper w/Barb	25
WPCT5	.5 GPH Pres. Comp. Drripper, 1/2" FPT x Nipple	25
WPCT10	1.0 GPH Pres. Comp. Drripper, 1/2" FPT x Nipple	25
WPCT20	2.0 GPH Pres. Comp. Drripper, 1/2" FPT x Nipple	25
WPCT60	6.0 GPH Pres. Comp. Drripper, 1/2" FPT x Nipple	25
WPBC	Bug Cap for Nipple	25
TR11WPCON47-B	Barb Adapter for Nipple Outlet	25
Non-Pressure Compensating Drippers		
BD5	.5 GPH Non Comp. Drripper w/Barb (Red)	25
BD10	1.0 GPH Non Comp. Drripper w/Barb (Black)	25
BD20	2.0 GPH Non Comp. Drripper w/Barb (Green)	25
WP5	.5 GPH Non Comp. Drripper Barb x Barb (Red)	25
WP10	1.0 GPH Non Comp. Drripper Barb x Barb (Black)	25
WP20	2.0 GPH Non Comp. Drripper Barb x Barb (Green)	25





Drippers



Drippers

ALLIED PRODUCTS

	Part #	Description	Carton Qty	
	Micro Tubing & Fittings			
	EDTUBE-01	Black .16 Poly Micro Tubing, 100 Ft.	1	
	EDTUBE-10	Black .16 Poly Micro Tubing, 1,000 Ft.	1	
	EDTUBE-01W	White .16 Poly Micro Tubing, 100 Ft.	1	
	EDTUBE-10W	White .16 Poly Micro Tubing, 1,000 Ft.	1	
	EDTUBETEE	Barb Tee	25	
	EDTUBEBA	Barbed Adapter	25	
	EDTUBESTK	Tubing Stake	25	
	GOOFPLUG	Goof Plug	25	
	EDTUBE8XMT	1/2" MPT x 8-Way for 1/4" Micro Tube	25	
	MTUBESPUN	All Steel Punch 5MM	1	
	MTUBEPPUN	Plastic Handle Punch, 5MM	1	
	Line Flushing Valves			
	TLFV-1	1 Gallon Flush Valve 1/2" MPT Inlet (Techline Conn.)	1	
TL050MFV-1	1 Gallon Flush Valve Insert Inlet (Techline Conn.)	1		
Air/Vacuum Relief Valve				
TLAVRV	Air/Vacuum Relief Valve (1/2" MPT)	10		
PRESSURE REGULATOR VALVES				
3/4" Inline Low Flow Pressure Regulator Valves				
PRV075LF15V2K	3/4" Low Flow Regulator, 15 PSI, .25-4.4 GPM	1		
PRV075LF20V2K	3/4" Low Flow Regulator, 20 PSI, .25-4.4 GPM	1		
PRV075LF25V2K	3/4" Low Flow Regulator, 25 PSI, .25-4.4 GPM	1		
PRV075LF35V2K	3/4" Low Flow Regulator, 35 PSI, .25-4.4 GPM	1		
PRV075LF42V2K	3/4" Low Flow Regulator, 42 PSI, .25-4.4 GPM	1		
	3/4" Inline High Flow Pressure Regulator Valves			
	PRV075HF15V2K	3/4" High Flow Regulator, 15 PSI, 3.5-17.6 GPM	1	
	PRV075HF20V2K	3/4" High Flow Regulator, 20 PSI, 3.5-17.6 GPM	1	
	PRV075HF25V2K	3/4" High Flow Regulator, 25 PSI, 3.5-17.6 GPM	1	
	PRV075HF35V2K	3/4" High Flow Regulator, 35 PSI, 3.5-17.6 GPM	1	
	PRV075HF45V2K	3/4" High Flow Regulator, 45 PSI, 3.5-17.6 GPM	1	
1-1/2" Inline Pressure Regulator Valves				
PRV15015V2K	1-1/2" High Flow Regulator, 15 PSI, 7-35 GPM	1		
PRV15020V2K	1-1/2" High Flow Regulator, 20 PSI, 7-35 GPM	1		
PRV15025V2K	1-1/2" High Flow Regulator, 25 PSI, 7-35 GPM	1		
PRV15035V2K	1-1/2" High Flow Regulator, 35 PSI, 7-35 GPM	1		
PRV15045V2K	1-1/2" High Flow Regulator, 45 PSI, 7-35 GPM	1		
Replacement Pressure Regulating Units				
PRVU15V2K	15 psi Regulator Unit	1		
PRVU20V2K	20 psi Regulator Unit	1		
PRVU25V2K	25 psi Regulator Unit	1		
PRVU35V2K	35 psi Regulator Unit	1		
PRVU45V2K	45 psi Regulator Unit	1		

ALLIED PRODUCTS

Part #	Description	Carton Qty
Manual Disc Filters		
DF075-080	3/4" Disc Filter, 80 Mesh-17 GPM Max Flow	1
DF075-120	3/4" Disc Filter, 120 Mesh-17 GPM Max Flow	1
DF075-140	3/4" Disc Filter, 140 Mesh-17 GPM Max Flow	1
DFV075-080	3/4" Disc Filter w/Valve, 80 Mesh-17 GPM Max Flow	1
DFV075-120	3/4" Disc Filter w/Valve, 120 Mesh-17 GPM Max Flow	1
DFV075-140	3/4" Disc Filter w/Valve, 140 Mesh-17 GPM Max Flow	1
DF100-080	1" Disc Filter, 80 Mesh-22 GPM Max Flow	1
DF100-120	1" Disc Filter, 120 Mesh-22 GPM Max Flow	1
DF100-140	1" Disc Filter, 140 Mesh-22 GPM Max Flow	1
DF100-200	1" Disc Filter, 200 Mesh-22 GPM Max Flow	1
DF150-080	1-1/2" Disc Filter, 80 Mesh-35 GPM Max Flow	1
DF150-120	1-1/2" Disc Filter, 120 Mesh-35 GPM Max Flow	1
DF150-140	1-1/2" Disc Filter, 140 Mesh-35 GPM Max Flow	1
DF150-200	1-1/2" Disc Filter, 200 Mesh-35 GPM Max Flow	1
DF150S-080	1-1/2" Long Disc Filter, 80 Mesh-35 GPM Max Flow	1
DF150S-120	1-1/2" Long Disc Filter, 120 Mesh-35 GPM Max Flow	1
DF150S-140	1-1/2" Long Disc Filter, 140 Mesh-35 GPM Max Flow	1
DF150S-200	1-1/2" Long Disc Filter, 200 Mesh-35 GPM Max Flow	1
DF200-080	2" Disc Filter, 80 Mesh-132 GPM Max Flow	1
DF200-120	2" Disc Filter, 120 Mesh-132 GPM Max Flow	1
DF200-140	2" Disc Filter, 140 Mesh-132 GPM Max Flow	1
DF200-200	2" Disc Filter, 200 Mesh-132 GPM Max Flow	1
Disc Filter Rings		
DFR075080	3/4" Disc Filter Ring, 80 Mesh (Yellow)	1
DFR075120	3/4" Disc Filter Ring, 120 Mesh (Red)	1
DFR075140	3/4" Disc Filter Ring, 140 Mesh (Black)	1
DFR150080	1" & 1-1/2" Disc Filter Ring, 80 Mesh (Yellow)	1
DFR150120	1" & 1-1/2" Disc Filter Ring, 120 Mesh (Red)	1
DFR150140	1" & 1-1/2" Disc Filter Ring, 140 Mesh (Black)	1
DFR150200	1" & 1-1/2" Disc Filter Ring, 200 Mesh (Green)	1
DFR150L080	1-1/2" Long Filter Ring, 80 Mesh (Yellow)	1
DFR150L120	1-1/2" Long Filter Ring, 120 Mesh (Red)	1
DFR150L140	1-1/2" Long Filter Ring, 140 Mesh (Black)	1
DFR150L200	1-1/2" Long Filter Ring, 200 Mesh (Green)	1
DFR200080	2" Disc Filter Ring, 80 Mesh (Yellow)	1
DFR200120	2" Disc Filter Ring, 120 Mesh (Red)	1
DFR200140	2" Disc Filter Ring, 140 Mesh (Black)	1
DFR200200	2" Disc Filter Ring, 200 Mesh (Green)	1
Aqua Pro Controllers		
AP075	Aqua Pro Controller with 3/4" Aquanet DC Valve	1
AP100	Aqua Pro Controller with 1" Aquanet DC Valve	1
AP-CONTROLLER	Aqua Pro Controller	1
Accessories		
GAUGE 30	0-30 PSI Pressure Gauge Liquid Filled	1
GAUGE 100	0-100 PSI Pressure Gauge Liquid Filled	1








ALLIED PRODUCTS


Part #	Description	Carton Qty
D & B POWER EQUIPMENT		
DB16800	AC Loop Protector 120V 2 Wire 1 PH	1
DB22043	AC Line Satellite Protector 240V	1
DB407T	AC Line Equipment Protector 7 AMP	1
DB907T	AC Line Equipment Protector 120V	1
DBDLPT-10-10	Signal Line Protector 10V	1
DBDLPT-20-25V	Dual Signal line Protector	1
DBDLPT-20G-6V	Dual Signal line Protector 6V	1
DBP8AX-BNC	RF Cable Protector for OSMAC Radio	1
DBP8AX-N	RF Cable Protector for LTC	1
DBPW5115-1000	UPS Backup Power for Central Protection Equipment 1000VA	1
DBPW5115-500	UPS Backup Power for Central Protection Equipment 500VA	1
DBPW5115-750	UPS Backup Power for Central Protection Equipment 750VA	1
WATCHDOG WEATHER STATION		
WD3350WD2	WatchDog 2900ET Weather Station	1
WD3392B	WatchDog Short Range Wireless Base Station	1
WD3392W	WatchDog Short Range Wireless Remote	1
WD3654P9	WatchDog Spec 9 Pro Software	1
WD3661USB	WatchDog USB to Serial Adapter	1
WD6440FS	TDR100 Soil Moisture Meter Field Scout	1
WD6430FS	TDR300 Soil Moisture Meter Field Scout	1
WD6428FS	Two 1.5" TDR Rods w/ Stainless Steel Moisture Probe	1
WD6429FS	Two 3" TDR Rods w/ Stainless Steel Moisture Probe	1
WD6431FS	Two 4.8" TDR Rods w/ Stainless Steel Moisture Probe	1
WD6432FS	Two 8" TDR Rods w/ Stainless Steel Moisture Probe	1
TORO WEATHER STATION		
TRT.WEATHER	<p>The T.Weather is a pre-configured weather station that calculates potential evapotranspiration (ET). It includes an enclosure, battery measurement electronics, grounding and lightning rods, CSI shipping kit, and sensors for measuring solar radiation, air temperature, relative humidity, rainfall, wind speed, and wind direction. Communication options and power supply can be selected below.</p> <p>Options: 110 Vac to 16 Wac Power Kit 10 Watt Solar Panel w/ Connector Telephone Modem Package Short-Haul Modem Package Met One 034B-ETM Wind Set Gill Windsconic1-ETM Sonic Wind Sensor</p>	1



ALLIED PRODUCTS

Part #	Description	Carton Qty
PROGRESSIVE ELECTRONIC TRACKING EQUIPMENT		
	Station Master Pro PR24B Hand Held, Battery Operated, Diagnostic Tester & Solenoid Activator.	1
	Tracker II PR501 Traces Path of Underground Cables, Locates Gas Pipe, Water Pipe, End of Cut Wire, Determines Depth of Cables.	1
	Wire Finder/Mini Locator PR508S Traces Path & Determines Depth of Cable, Wire or Pipe.	1
	Wire & Valve Locator PR521A Locates Wire Paths, Buried Solenoid Valves, Gas Pipes, Water Pipes & Determines Path & Depth of Telephone, Power, & CA-TV Cables.	1
	Pulser W/A-Frame PR2003 Fault-Locating System, Pinpointing High Resistance Ground Faults. PR77HP Tone Generator PR200EP Inductive Amplifier w/ volume control	1 1 1

ALLIED PRODUCTS

Part #	Description	Carton Qty
STRIKEGUARD LIGHTNING WARNING SYSTEM		
 SG001	Strike Guard Lightning Sensor, mounting hardware, tripod, Lightning Data Receiver w/ alarms, relays, battery back-up and PC ready output, 30 meters simplex fiber-optic cable, Strike Guard Stimulation Software.	1
Strike View - Windows Based Display Software		
SG002	Strike Guard RS232 to Fiber-optic Converter, 10 meters simplex fiber-optic cable, installation CD.	1
Strike Guard - Extended Warranty/ Advance Exchange		
SG003	Provides advance exchange of appropriate system components during warranty period. Extends warranty from one to three years.	1
WAVE SIREN - WIRELESS AUDIBLE VISUAL ENUNICATOR		
Transmitter		
SGWAVE-TR01	WAVE Transmitter: Wireless transmitter, security key operated, antenna, AC power supply w/ battery backup, and mounting hardware Strike Guard interface cable provides connection between the Strike Guard and the siren system. Includes timer device to control hours of siren operation.	1
Siren Stations		
SGWAVE-SS01	Multi-function, Single Remote Siren Station: One all weather 120-degree directional horn, radio receiver, AC power supply w/ rechargeable battery back-up, and antenna.	1
SGWAVE-SS02	Multi-function, Dual Remote Siren Station: Two all weather 120-degree directional horns, radio receiver, AC power supply w/ rechargeable battery back-up, and antenna.	1
SGWAVE-SS03	Multi-function, Triple Remote Siren Station: Three all weather 120-degree directional horns, radio receiver, AC power supply w/ rechargeable battery back-up, and antenna.	1
SGWAVE-SS04	Multi-function, Quadruple Remote Siren Station: Four all weather 120-degree directional horns, radio receiver, AC power supply w/ rechargeable battery back-up, and antenna.	1
Solar Power Option		
SGSOLAR-SS	Each of the WAVE-Siren Stations may be solar-powered, eliminating the need for AC power at the Siren Station location.	1

ALLIED PRODUCTS

	Part #	Description	Carton Qty
BATROW GREENHOUSE CONTROLLERS			
	STMPC-S	Batrow MPC-S Mist Single Station Controller	1
	STMPC-6	Batrow Greenhouse 6 Station Controller	1
	STMPC-8	Batrow Greenhouse 8 Station Controller	1
BATROW PUMP START RELAY			
	STPSR-2P	600 VAC, 16 amp, Coil Load, 2.2 Watts @ 24 VAC 1 PHASE - 1 HP 120V; 2 HP 200-240V 3 PHASE - 3 HP 200-240V 3 PHASE - 3 HP440-480V	1
	STPSR-5P	600 VAC, 30 amp, Coil Load, 6.5 Watts @ 24 VAC 1 PHASE - 2 HP 120V; 5 HP 230V 3 PHASE - 7.5 HP 200-240V; 15 HP 460V; 20 HP 600V	1
	SR-1	Pump Starter Relay w/Weather-Resistant Case	1
HAND HELD REMOTES			
	RD01010	SideKick FM 24 System Remote Control System	1
	RD01015	SideKick FM 12 Station Econo Remote Control System	1
	RD01025	TRC Commander 32 Station Remote Control System	1
	RD01065	Permanent Receiver Card for Irritrol Dial & MC Controllers	1
	RD01278PCC	12 Station Permanent Controller Connector	1
	RD01279PCC	24 Station Permanent Controller Connector	1
HAND HELD RADIOS & BATTERIES			
MOTOROLA			
	AA103T50	26" OMNI Base Antenna w/ 50' Cable Plyphsr Arrestor	1
	CP150	4 Channel 2W UHF Radio w/Battery, Charger, Belt Clip	1
	CP200	4 Channel 4W UHF Radio w/Battery, Charger, Belt Clip	1
	CP200XLS	128 Channel 4W UHF Radio w/DTMF, Battery, Charger, Ant.	1
	TRHMU364	PR400 64 Channel Radio w/ DTMF Keypad & Rapid Charger	1
	HNN9008	NI-MH Standard Battery 1500 MAH 7.5 Volt for HT750 Radio	1
	TRAM202	NI-MH Battery for P1225 Radio	1
	TRAM211	HNN9628 NI-MH Battery for GP300 Radio	1
	TRAM211A	HNN9360 NI-MH Battery for GP350 Radio	1
	TRNNTN4497	Extended Life LI-ON Battery 1800 MA for CP200 Radio	1
	TRNNTN4970	Standard Slim LI-ON 1600 MAH 7.5 Volt Battery for PR400 Radio	1
	TRPMNN4018	NI-MH Battery for CT450 Radio	1
	KENWOOD		
	TK3170K	TK3170 UHF 4 Watt 128 Channel Radio w/out Keypad	1
	TK3170K4	TK3170 UHF 4 Watt 128 Channel Radio w/ DTMF Keypad	1
VERTEX			
	VX-230	16 Channel 5 Watt UHF Radio w/ Battery, Antenna & Charger	1
	VX-410	32 Channel 5 Watt UHF Radio w/ Battery, Antenna & Charger	1
	VX-420	32 Channel 5 Watt UHF Radio w/ DTMF, Battery & Charger	1

ALLIED PRODUCTS








			Carton Qty
			Qty
Part #	Description		
RID O' RUST			
RID O' RUST Liquid & Powdered Stain Remover			
AH2653	Powdered Rust Stain Remover - 12 oz Bottle		1
AH2662	Liquid Rust Stain Remover - 1 gallon		1
AH2662-PA	Liquid Rust Stain Remover - 5 gallon Pail		1
RID O' RUST Prevention Formulas			
AH2666	Formula 2000 for Rust Stain Prevention - 1 gallon		1
AH2666-PA	Formula 2000 for Rust Stain Prevention - 5 gallon Pail		1
AH2666*DR	Formula 2000 for Rust Stain Prevention - 55 gallon Drum		1
AH2665-PA	Formula 1000 for Rust Stain Prevention - 5 gallon Pail		1
AH2656-GL	Formula 500 for Rust Stain Prevention - 1 gallon		1
AH2656-PA	Formula 500 for Rust Stain Prevention - 5 gallon Pail		1
Grass So Green Fertilizer			
AH2655	Grass So Green Fertilizer 19-0-0 - 1 gallon		1
Feed Tanks			
AH265057-I	30 Gallon Feed Tank & Top for Injection Systems		1
AH265059-100	100 Gallon Feed Tank & Top for Injection Systems		1
Metering Pumps			
AH2678-1	Stenner 85MPHP5 Fixed Rate Pump 110 V 5 GPD		1
AH2688-1	Stenner 45MPH10 Fixed Rate Pump 110 V 10 GPD		1
MARKING FLAGS			
Toro Marking Flags			
MZF	4" x 5" Marking Flag - White (Q:100)		1
MZFO	4" x 5" Marking Flag - Orange (Q:100)		1
MZFR	4" x 5" Marking Flag - Red (Q:100)		1
Century Irrigation Station Marking Flags			
MZFB	4" x 5" Marking Flag - Blue (Q:100)		1
MZFP	4" x 5" Marking Flag - Purple (Q:100)		1
MZFY	4" x 5" Marking Flag - Yellow (Q:100)		1
MZFFRR	4" x 5" Marking Flag - Rocket Red (Q:100)		1
MZFFO	4" x 5" Marking Flag - Fluorescent Orange (Q:100)		1
MZFFP	4" x 5" Marking Flag - Fluorescent Pink (Q:100)		1
MZFFL	4" x 5" Marking Flag - Fluorescent Lime (Q:100)		1
Plain (No Logo) Marking Flags			
MZF-PLAIN	4" x 5" Plain Marking Flag - White (Q:100)		1
MZFR-PLAIN	4" x 5" Plain Marking Flag - Red (Q:100)		1
MARKING PAINTS			
NCEM-4	Safety White Marking Paint - 16 oz		1
NCEM-4-BLUE	Fluorescent Blue Marking Paint - 16 oz		1
NCEM-4-PINK	Fluorescent Pink Marking Paint - 16 oz		1
NCEM-4-RED	Fluorescent Red Marking Paint - 16 oz		1
NCEM-4-YELLOW	Fluorescent Yellow Marking Paint - 16 oz		1
NCEM-4-ORANGE	Fluorescent Orange Marking Paint - 16 oz		1
NCEM-4-PURPLE	Fluorescent Purple Marking Paint - 16 oz		1






Toro Marking Flag



ALLIED PRODUCTS

Part #	Description	Carton Qty
TOOLS & ACCESSORIES		
	IRRI-TOOL Universal Irrigation Adjustment Tool	1
	JRCABLEPLOW Cable Plow Tool for Cutting in Lighting/ Irrigation Wire	1
	LSOW-22 Operating Wrench for Square Nut on Gate Valves 5' Long	1
	MZCROS 30" Key/ Wrench for Gate Valve w/ Cross Handle	1
	MZHANDLE Replacement head Trimmer Handle Only w/ Detent Pin	1
	MZ1000 10" Replacement Head Trimmer for Carson 910 10" Round Valve Box	1
	MZ400 4" Replacement Head Trimmer for Sprinkler & 850-00	1
	MZ600R 6" Replacement Head Trimmer to 700 Series 1" Inlet Sprinkler	1
	MZ700 7" Replacement Head Trimmer for Deluxe Econo Valve Box	1
	MZ750 7-1/2" Head Trimmer Tool for Toro 1-1/2" Inlet Sprinkler	1
	MZ750R 7-1/2" Replacement Head Trimmer for Toro 1-1/2" Inlet Sprinkler	1
	MZ830 6-5/8" Head Trimmer Tool for Toro 800 Series 1" Inlet Sprinkler	1
	MZ830R 6-5/8" Replacement Head Trimmer for Toro 800 Series Sprinkler	1
	LSSK-54 5/16" Valve Key /54" Long	1
	LSSK-516 5/16" Valve Key /30" Long	1
	PG48036 Siphon King 36" Pump w/36" Hose	1
	MZSG Suction Pump	1
	Midwest Rakes, Shovels & Accessories	
	MR49150 Pro Contractor Round Point Shovel w/ 48" Wood Handle	1
	MR49357 Bullhead Closed 14" Drain Spade w/30" D-Grip Wood Handle	1
	MR89023 Bullhead 3" Trenching Shovel w/ 48" Wood Handle	1
	MR89024 Bullhead 4" Trenching Shovel w/ 48" Wood Handle	1
	MR89026 Bullhead 6" Trenching Shovel w/ 48" Wood Handle	1
	MR49957 All Steel 12" Spade w/ 27" Steel D-Grip Handle	1
	MR63124 16" Steel Landscape/ Aggregate Rake w/ 62" Wood Handle	1
	MR82106 36" Duo Broom w/ 60" Ergonomic Yellow Aluminum P-C Handle	1
	MR85054 4" x 10" Trench Tamp, 1/4" Steel Base Plate w/ 60" Handle	1
	MR85316 16 Lbs. Post Hole Digger Bar w/ Round Shank	1
	MR85462 4" Solid Steel Tile Probe w/ Handle End Caps, 1/2" Shaft	1
	MR85470 3' - 5' Adjustable Operating wrench w/ 3 Keys	1
	MR85703 Groundscaper 3' Measuring Wheel w/ Telescopic Metal Handle	1
KING PROFESSIONAL PIPE PULLING GRIPS		
	PG81901 3/4" to 1-1/4" Pipe Range King Wire Grip, 18" Length	1
	PG81902 3/4" to 1-1/4" Pipe Range King Wire Grip w/ Swivel, 18" Length	1
	PG81921 1-1/4" to 2" Pipe Range King Wire Grip, 26" Length	1
SPRINKLER BASES		
	WRRB1507 15" Metal Roller Base, 3/4" Hose, for 3/4" Male NPT Sprinkler	1
	WRRB2210 22" Metal Roller Base, 1" Hose, for 1" Male NPT Sprinkler	1
	WRPB050 1/2" Connection Impact Sprinkler Base	1
	WRPB075 3/4" Connection Impact Sprinkler Base	1
	UHA-RP221 3/4" & 1" Roller Pro 22" Sprinkler Base	1
	TRAVELING SPRINKLER	
	WRSTORMCRUISER RainCoach w/ Cover & 450' of Galvanized Cable	1

ALLIED PRODUCTS

			Carton Qty
Part #	Description		Qty
KOCHEK HOSES			
	WHGH100-001	1" x 50 ft Hose Kochek	1
	WHGH100-002	1" x 75 ft Hose Kochek	1
	WHGH100-003	1" x 100 ft Hose Kochek	1
	WHGH075-001	3/4" x 50 ft Hose Kochek	1
	WHGH075-002	3/4" x 75 ft Hose Kochek	1
	WHGH075-003	3/4" x 100 ft Hose Kochek	1
KOCHEK NOZZLES			
	WHNZ009	1" NPSH Dual Range Nozzle 10 - 24 GPM w/Bumper Guard	1
	WHNZ010	1" NPSH Constant Flow Nozzle 35 GPM w/Bumper Guard	1
	WHNZ012	1-1/2" NPSH Dual Range Nozzle 20 &/ or 60 GPM w/Bumper Guard	1
	WHNZ015	1" NPSH Dual Range Nozzle 20 &/ or 60 GPM w/Bumper Guard	1
	WHNZ016	3/4" GHT Dual Range Nozzle 20 &/ or 60 GPM w/Bumper Guard	1
	WHNZ017	3/4" GHT Constant Flow Nozzle 35 &/ or 60 GPM w/ Bumper Guard	1
AQUASMART PRODUCTS			
	WSAPP-1	Pro Gun Tablet Drench Applicator	1
	WSTAB	Premium Turf Wetting GT Tablet 8 oz. 6 per Case	1
	WSTAB-EA	Premium Turf Wetting GT Tablet 8 oz.	1
	WSGT-TAB	Turf Wetting GT Tablet w/ Biostimulant 8 oz. 6 per Case	1
	WSGT-TAB-EA	Turf Wetting GT Tablet w/ Biostimulant 8 oz.	1
	WSGRAN	GT Premium Turf Wetting Agent Granular 50 lbs	1
	WSGT-2.5G	GT Premium Turf Wetting Agent 2.5 Gal.	1
	WSGT-30G	GT Premium Turf Wetting Agent 30 Gal. Drum	1
	WSF-2.5G	F Fairway Wetting Agent 2.5 Gal.	1
	WSF-30G	F Fairway Wetting Agent 30 Gal. Drum	1
	WSFC-2.5G	FreeCAL Premium Salt Management 2.5 Gal.	1
	WSSPREADERSTICKER	80 / 20 Spreader Sticker 1 Gal.	1
	WSLSBLUESPRAY	Low Stain Blue Spray Pattern Indicator w/ Anti-Drift 1 Gal.	1
	WSLSGREENSPRAY	Low Stain Green Spray Pattern Indicator w/ Anti-Drift 1 Gal.	1
	WSBLACKCOLORANT	Black Lake Colorant 1 Gal.	1
	WSBLUECOLORANT	Blue Lake Colorant 1 Gal.	1
WSGREENTURFPAIN	Green Turf Paint 2.5 Gal.	1	
WSTANKCLEANER	Tank Cleaner 1 Qt.	1	
WSANTI-FOAM	Anti-Foam 1 Qt.	1	
WSFOAMSPRAYMARKER	Foam Spray Marker 1 Gal.	1	
WSANTI-DRIFTADD	Anti-Drift Additive 1 Gal.	1	
SAND DAM BUNKER EROSION MATERIAL			
	PTPHIPSD	Hi Performance Sand Dam 6'3" x 50', 312.5 Sq Ft per Roll	1
	PTPSDMR	Sand Dam MR 6'3" x 65', 406.25 Sq Ft per Roll	1
	PTPSDLITE	Sand Dam Lite 6'3" x 220', 1375 Sq Ft per Roll	1
	PTPSD-RTP6-11	6" 11 Gage Roundtop Pins 1000/ box	1
	PTPSD-RTP6-8	6" 8 Gage Roundtop Pins 500/ box	1
	PTPSD-RTP8-11	8" 11 Gage Roundtop Pins 1000/ box	1
	PTPSD-RTP8-8	8" 8 Gage Roundtop Pins 500/ box	1
	PTPSD-RTD	54" Roundtop Driver	1

TERMS AND CONDITIONS OF SALE

MINIMUM ORDER: Any order less than \$50.00 (not including freight) will be charged a \$5.00 handling fee.

PRICES: All prices are F.O.B. Century Equipment and do not include sales tax. Prices are subject to change without notice. Products are sold at prices in effect at the time of order.

ACCEPTANCE: All orders shall be subject to acceptance by Century Equipment. Purchase orders containing statements, clauses or conditions that are contrary to our terms of sale will not be binding. Century Equipment reserves the right to increase the order to standard carton quantity if and when product is packaged as such.

FREIGHT/ DELIVERY: Century Equipment shall not be liable if it is delayed or prevented from filling orders due to fire, strike, shortage of materials, or any other unavoidable cause. All shipments are made F.O.B. Century Equipment, transportation pre-paid and allowed for any single shipment of \$2,500.00 or more for Commercial Truck Freight or any single shipment of \$1,000.00 or more for UPS to one destination. Deliveries are subject to availability of Century Irrigation trucks, two deliveries may be requested at no charge per week per customer. A nominal fee of \$15.00 will be charged after the two deliveries per week maximum had been reached. A nominal fee may be invoiced for special handling and emergency deliveries.

TERMS: Net 15 days from date of invoice, unless otherwise stated. All past due balances are subject to a service charge of 2% per month.

SHORTAGE/DAMAGE CLAIMS: Claims for shortage must be made within five (5) business days of receipt of goods. The purchaser must file all claims for loss or damage to product delivered by commercial carriers with the carrier.

CANCELLATION OF ORDERS: Cancellation request must be received at Century Equipment prior to order shipment. Items of special order are not cancelable without written approval and shall be subject to a cancellation or return charge.

RETURNS/ EXCHANGES: All merchandise will be exchanged for equal dollar value of product returned. All returns must be submitted by September 31st for that calendar year. No merchandise may be returned to Century Equipment without prior written consent and authorization from a Century Irrigation Division Manager. All returns must be accompanied by a Return Goods Authorization (RGA) number, proof of purchase within one year from date of original shipment, and shipped on a prepaid freight basis. All merchandise must be new, in original packaging of current manufacture, and in resalable condition. All returns are subject to a 15% handling and restocking charge unless the reason for the return is attributable to Century Equipment.

WARRANTY: All warranty materials will be a hassle free one for one across the counter exchange and per the manufactures warranty.

CREDIT POLICIES

- A line of credit may be established on your behalf. This will be based on your current credit rating with Dun & Bradstreet, a minimum of three trade credit references, and your credit history with Century Equipment. Your credit ceiling will be reviewed periodically to determine if it is ample. All Open Account customers will be required to sign the necessary UCC-1 forms and Security Agreement.
- Due to the cost of handling, a customer will be required to maintain a minimum level of account activity to maintain an open credit line. Sales to customers purchasing less than \$500 annually will be placed on a cash basis only.
- All orders are subject to approval by management.
- All new accounts will be shipped on a C.O.D. basis until Century Equipment has approved a credit line.
- A service charge of 2% per month will be applied to overdue accounts.
- All accounts 30 days or more past due will be placed on C.O.D. basis at the discretion of Century Equipment until the account has been made current.
- No shipments will be made to any account that is 60 days or more past due unless the shipment is on C.O.D. basis, and providing that payments are being made on the past due balance.
- Collection procedures will be initiated on accounts that are 90 days past due.
- Any check issued to Century Equipment and returned for "non-sufficient funds" will have an additional charge of \$50.00 invoiced to the customer.

EFFECTIVE FEBRUARY 1, 2009

Otterbine Maintenance Programs



CENTURY EQUIPMENT

Authorized Otterbine Field Service Center

- 10 Years Sales and Service of Otterbine Equipment
- Two Certified Road Technicians
- Complete Otterbine Parts Inventory
- Otterbine - Test Panel with Amp. Meters
 - Bench test and run motors
- Slaughter - Hipot Tester
 - High voltage motor windings integrity test
 - Test motors for electrical short
- UEI - Meg. Tester
 - Electric motor insulation test
 - Test motors for electrical short
- Gast - Vacuum and Compressor
 - vacuum leak test
- Capacitor Tester
- 100 Gallon Water Tank
- Wash bay with hot water pressure wash.
- **FREE** heated storage available for service units

All Otterbine units serviced in our shop are opened with low pressure compressor, less than 5 psi. Serviced units are also sealed and tested under vacuum to ensure leak free performance per manufacturer specifications.

QUICK TIPS

When installing and removing units from the water never pull on the power cord.

Prior to installation and during inspection be sure the power cord strain relief is secure.

Always reapply Dielectric Compound to electrical connections after the connection has been taken apart.

Concept 3 and Concept 2 units should never be stored or transported in an upside down position. C3 units should only be transported in the upright position with the float removed or supported from below.

* Parts are no longer available for service or repair of Concept 1 1-5 HP units.



LARGE AERATING FOUNTAINS



AERATING FOUNTAINS



INDUSTRIAL AERATORS

Authorized Otterbine Service Center

QUICK TIPS continued...

Otterbine has specific recommendations for Low Voltage Hi Intensity MR 16 Light kits. These recommendations need to be followed to maximize both fixture and bulb life.

When replacing MR 16 bulbs be sure to replace the o-ring to insure a water tight seal.

Factory Authorized Maintenance is required to uphold some warranties.

Understanding Otterbine Serial Numbers:

XXXX -	XXXX -	XXXX
HP &	Date Code	Internal Code
Electrical Rating		

CONCEPT 3 FOUNTAINS

Program A: (Recommended between year 3 and 4)

Maintenance includes: oil change, new oil plugs, check bearing wear, perform electrical readings on windings and clean unit.

Program B: (Recommended every 6 years)

Maintenance includes: new seals, O-rings, oil change, complete tear down of unit to inspect bearing wear, perform electrical readings on windings and a thorough cleaning of unit.

CONCEPT 2 FOUNTAINS

Program A: (Recommended biannual)

Maintenance includes: oil change, new oil plugs, check bearing wear, perform electrical readings on windings and clean unit.

Program B: (Recommended every 6 years)

Maintenance includes: new seals, O-rings, oil change, complete tear down of unit to inspect bearing wear, perform electrical readings on windings and a thorough cleaning of unit.

The above maintenance programs are designed to meet Otterbine / Barebo service recommendations. Call our office for arrangements or have the units dropped off at a Century Equipment near you. Any additional parts or service needed, resulting from bad bearings or motor failures will be an additional cost. An estimate for additional charges will be provided to customer for authorization before repairs are completed. Other Otterbine or golf irrigation on-site service is available. Century Equipment field service hourly rates apply.

CENTURY *Equipment*

CINCINNATI

8650 Berk Blvd.
Hamilton, Ohio 45015
513-285-1811
866-914-2609
Fax: 513-285-1815

TOLEDO

5959 Angola Rd.
Toledo, Ohio 43615
419-724-1585
866-914-2608
Fax: 419-724-1857



CLEVELAND

26565 Miles Rd.
Suite 100
Cleveland, Ohio 44128
216-292-4184
866-914-2610
Fax: 216-292-7635

COLUMBUS

4199 Leap Rd.
Hilliard, Ohio 43026
614-771-1061
866-914-2611
Fax: 614-771-9990



Shop Online

www.centuryequip.com

What you want,
when you want it.
24hrs a day!

CENTURY *Equipment*
Quality Care