


**FOR NON-FREEZING AREAS ONLY.**

The Model 76, B76, and RB76 are backflow protected wall hydrants designed for irrigation purposes in mild climate areas or within temperature controlled malls and plazas.

**SPECIFICATIONS:**

**PATENTED HIGH FLOW DOUBLE CHECK BACKFLOW PREVENTER**

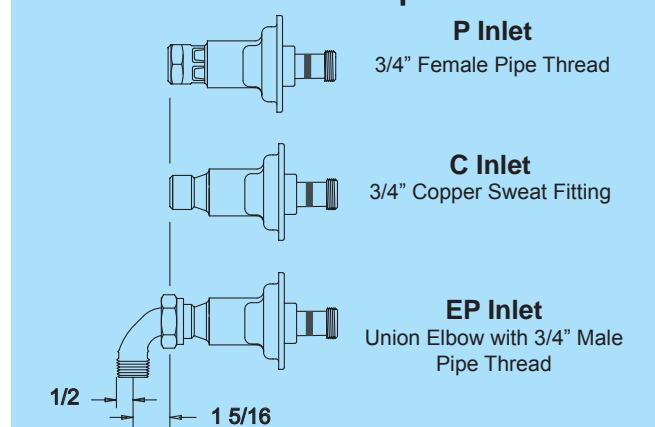
- NIDEL® Model 50HF with ¾ inch male hose thread
- ASSE Standard 1052 approved 
- Field Testable
- Two Independent Check Valves
- Drains automatically when hose is removed
- No spray back

**FEATURES:**

- Permanent type brass valve body with hemispherical seating surface.
- No Lead Solder on all solder joints.
- Hardened stainless steel stem resists damage.
- EPDM packing with adjustable packing nut
- Loose key operates hydrant.
- Three inlet options (See below)
- Max Pressure: 125 p.s.i.
- Max Temperature: 120° F
- Shipping Weight:
  - Model 76.....3.3 lbs
  - Model B76....11.5 lbs
  - Model RB76...8.1 lbs

**For Installation / Troubleshooting Instructions go to  
[www.woodfordmfg.com](http://www.woodfordmfg.com) or call 1-800-621-6032**

**Inlet Descriptions**



**Specify as follows:**

Wall hydrant shall be Woodford Model 76 (exposed type), B76 or RB76 (concealed box type), with ASSE 1052 approved NIDEL® Model 50HF backflow preventer. ¾" inlet and outlet (specify type of inlet). Hardened stainless steel operating stem. Packing nut secured with lock nut. Permanent type valve body with large hemispherical seating surface. Exterior finish to be Chrome Plated (options: Polished Brass or Rough Brass). Loose tee key to be furnished with each hydrant.

**When ordering, specify model number, inlet and finish.**

# Close Coupled Wall Hydrants



**With Patented Model 50  
High Flow Double Check  
Backflow Preventer**

## Model 76/B76/RB76



**Model 76**

**Exterior Finish:**

Standard - Chrome (CH)  
Optional - Brass (BR) Polished Brass (PB)




**MODEL B76**

**Square Box & Door**

**Exterior Finish:**

Standard - Chrome (CH)  
Optional - Brass (BR) Polished Brass (PB)



**MODEL RB76**

**Optional Round Box & Door**

**Exterior Finish:**

Standard - Chrome (CH)  
Install through 6" diameter hole.

Patent  
Pending