



**PVC Schedule 40 Fittings & Accessories Technical Information**  
**PVC Schedule 40 Fittings Dimensions & Information**

Injection Molded Dimension References:

- G** = (LAYING LENGTH) intersection of center lines to bottom of socket/thread; 90° elbows, tees, crosses; ± 1/32 inch.
- H** = Intersection of center lines to face of fitting; 90° elbows tees, crosses; ± 1/32 inch.
- J** = Intersection of center lines to bottom of socket/thread; 45° elbows; ± 1/32 inch

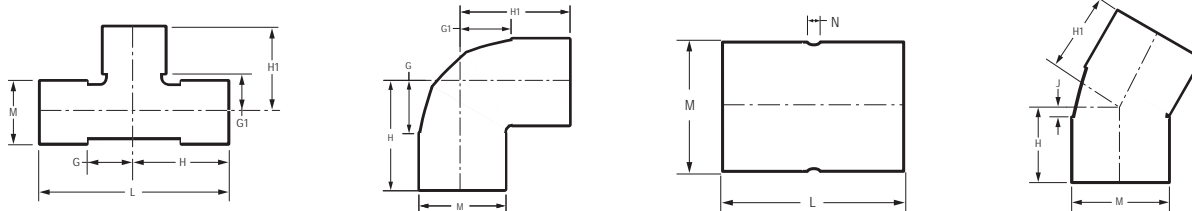
- L** = Overall length of fittings; ± 1/16 inch.
- M** = Outside diameter of socket/thread hub; ± 1/16 inch.
- N** = Socket bottom to socket bottom; couplings; ± 1/16 inch.
- W** = Height of cap; ± 1/16 inch.

Fabricated Dimension References:

- G** = (LAYING LENGTH) intersection of center lines to bottom of socket/thread; 90° elbows, tees, crosses; ± 1/4 inch; 14" & larger ± 1/2 inch.
- H** = Intersection of center lines to face of fitting; 90° elbows, tees, crosses; ± 1/4 inch.; wyes ± 1/2 inch; 14" & larger ± 1/2 inch.
- J** = Intersection of center lines to bottom of socket/thread; 45° elbows; ± 1/4 inch; 14" & larger ± 1/2 inch.

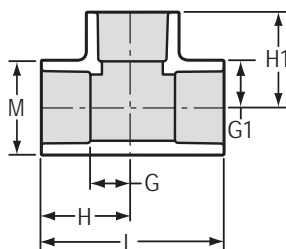
- L** = Overall length of fittings; ± 1/2 inch.; wyes ± 1 inch; 14" & larger ± 1 inch.
- M** = Outside diameter of socket/thread hub; ± 1/4 inch.
- N** = Socket bottom to socket bottom; couplings; ± 1/2 inch.
- W** = Height of cap; ± 1/4 inch.

**Typical Fabricated Dimension References**



**TEE**

Socket x Socket x Socket



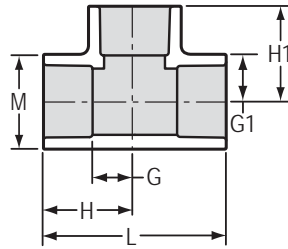
Part Number	Size	G	G1	H	H1	L	M	Approx. Wt. (Lbs.)
401-003	3/8	3/8	3/8	1-1/8	1-1/8	2-1/4	31/32	.04
401-005	1/2	1/2	1/2	1-1/4	1-1/4	2-1/2	1-3/32	.06
401-007	3/4	9/16	9/16	1-9/16	1-9/16	3-1/8	1-5/16	.10
401-010	1	11/16	11/16	1-3/4	1-3/4	3-1/2	1-5/8	.16
401-012	1-1/4	7/8	7/8	2-1/8	2-1/8	4-1/4	2	.25
401-015	1-1/2	1-1/16	1-1/16	2-3/8	2-3/8	4-3/4	2-1/4	.33
401-020	2	1-3/8	1-3/8	2-3/4	2-3/4	5-1/2	2-3/4	.51
401-025	2-1/2	1-21/32	1-21/32	3-13/32	3-13/32	6-13/16	3-11/32	1.03

**Schedule 40 Fittings & Accessories Technical Information**  
**Schedule 40 Fittings Dimensions & Information**



**TEE** (continued)

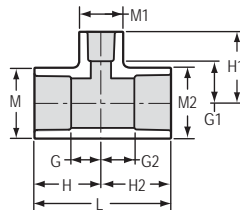
Socket x Socket x Socket



Part Number	Size	G	G1	H	H1	L	M	Approx. Wt. (Lbs.)
401-030	3	1-15/16	1-15/16	3-27/32	3-27/32	7-11/16	4	1.43
401-040	4	2-13/32	2-13/32	4-7/16	4-7/16	8-7/8	5-1/32	2.22
401-050	5	3	3	6	6	12	6-5/32	4.59
401-060	6	3-5/8	3-5/8	6-21/32	6-21/32	13-5/16	7-9/32	6.00
401-080	8	4-1/2	4-1/2	8-17/32	8-17/32	17-1/16	9-3/8	11.81
401-100	10	5-13/16	5-13/16	10-27/32	10-27/32	21-11/16	11-21/32	24.25
401-100F	10	9-7/8	9-3/8	15-1/8	14-5/8	30-1/4	11-1/2	36.21
401-120	12	6-27/32	6-27/32	12-27/32	12-27/32	25-11/16	13-3/4	37.94
401-120F	12	10-3/4	10-3/16	17	16-7/16	34	13-9/16	56.32
401-140	14	7-1/32	7-1/32	14-7/32	14-1/32	28-7/16	15-21/32	64.02
401-140F	14	11-3/8	11	18-3/8	18	36-3/4	14-7/8	75.11
401-160F	16	15	12-7/8	23	20-7/8	46	17	111.00
401-180F	18	15-7/8	13-3/8	24-7/8	22-3/8	49-3/4	19-1/8	151.26
401-200F	20	18-1/4	15-1/2	28-1/4	25-1/2	56-1/2	21-3/16	206.74
401-240F	24	21-1/8	17-1/2	33-1/8	29-1/2	66-1/4	25-3/8	337.03

**REDUCING TEE**

Socket x Socket x Socket



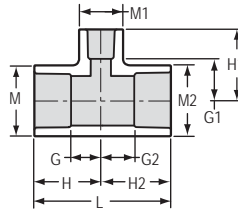
Part Number	Size	G	G1	G2	H	H1	H2	L	M	M1	M2	Approx. Wt. (Lbs.)
401-053	3/8x3/8x1/2	17/32	21/32	17/32	2-1/32	1-3/4	2-1/32	4-1/16	7/8	1-3/32	7/8	.08
401-074	1/2x1/2x3/4	9/16	9/16	9/16	1-5/16	1-9/16	1-5/16	2-5/8	1-3/32	1-5/16	1-3/32	.08
401-075	1/2x1/2x1	25/32	17/32	25/32	1-17/32	1-11/16	1-17/32	3-1/16	1-1/16	1-5/8	1-1/16	.11
401-094	3/4x1/2x1/2	17/32	21/32	17/32	1-17/32	1-13/32	1-9/32	2-13/16	1-5/16	1-3/32	1-3/32	.08
401-095	3/4x1/2x3/4	13/16	11/16	5/8	1-13/16	1-15/32	1-3/8	3-3/16	1-5/16	1-5/16	1-1/16	.10
401-101	3/4x3/4x1/2	17/32	5/8	17/32	1-7/16	1-3/8	1-7/16	2-29/32	1-5/16	1-1/8	1-5/16	.08
D401-101	3/4x3/4x1/2	9/16	19/32	17/32	1-17/32	1-27/32	1-17/32	3-1/16	1-5/16	1-3/32	1-5/16	.11
401-102	3/4x3/4x1	23/32	5/8	23/32	1-21/32	1-21/32	1-21/32	3-5/16	1-5/16	1-5/8	1-5/16	.11
401-122	1x1/2x1	23/32	23/32	27/32	1-25/32	1-25/32	1-19/32	3-7/16	1-5/8	1-5/8	1-3/32	.14



**Schedule 40 Fittings & Accessories Technical Information**  
**Schedule 40 Fittings Dimensions & Information**

**REDUCING TEE (continued)**

Socket x Socket x Socket



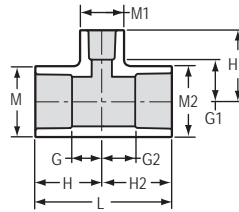
Part Number	Size	G	G1	G2	H	H1	H2	L	M	M1	M2	Approx. Wt. (Lbs.)
401-124	1x3/4x1/2	5/8	23/32	19/32	1-21/32	1-15/32	1-1/2	3-5/32	1-5/8	1-3/32	1-5/16	.12
401-125	1x3/4x3/4	21/32	25/32	5/8	1-25/32	1-25/32	1-5/8	3-7/16	1-19/32	1-5/16	1-5/16	.14
401-126	1x3/4x1	3/4	13/16	13/16	1-29/32	1-15/16	1-13/16	3-3/4	1-5/8	1-5/8	1-5/16	.17
401-130	1x1x1/2	9/16	13/16	9/16	1-5/8	1-9/16	1-5/8	3-3/16	1-5/8	1-1/16	1-5/8	.13
D401-130	1x1x1/2	11/16	25/32	11/16	1-23/32	2-1/32	1-23/32	3-15/32	1-5/8	1-1/8	1-5/8	.15
401-131	1x1x3/4	19/32	3/4	19/32	1-5/8	1-21/32	1-5/8	3-9/32	1-5/8	1-5/16	1-5/8	.14
401-132	1x1x1-1/4	31/32	27/32	31/32	2-3/32	2-3/32	2-3/32	4-3/16	1-5/8	1-31/32	1-5/8	.22
401-133	1x1x1-1/2	1-1/8	13/16	1-1/8	2-1/4	2-3/32	2-1/4	4-15/32	1-5/8	2-1/4	1-5/8	.25
401-134	1x1x2	1-7/16	27/32	1-7/16	2-1/2	2-1/4	2-1/2	5	1-5/8	2-3/4	1-5/8	.31
401-156	1-1/4x1x1/2	11/16	1	11/16	1-15/16	1-3/4	1-23/32	3-21/32	2	1-1/8	1-5/8	.19
401-157	1-1/4x1x3/4	25/32	1-1/16	25/32	2-1/32	2	1-27/32	3-7/8	2	1-11/32	1-5/8	.22
401-158	1-1/4x1x1	31/32	1-1/16	7/8	2-5/32	2-3/32	1-29/32	4-1/16	2	1-11/16	1-5/8	.24
401-166	1-1/4x1-1/4x1/2	17/32	29/32	17/32	1-25/32	1-21/32	1-25/32	3-9/16	1-31/32	1-3/32	1-31/32	.18
D401-166	1-1/4x1-1/4x1/2	23/32	31/32	23/32	1-31/32	2-3/16	1-31/32	3-29/32	2	1-1/8	2	.22
401-167	1-1/4x1-1/4x3/4	21/32	31/32	21/32	1-29/32	1-31/32	1-29/32	3-13/16	2	1-11/32	2	.22
401-168	1-1/4x1-1/4x1	13/16	1	13/16	1-15/16	2	1-15/16	3-27/32	2	1-5/8	2	.22
401-169	1-1/4x1-1/4x1-1/2	1-3/32	1	1-3/32	2-11/32	2-5/16	2-11/32	4-11/16	1-31/32	2-7/32	1-31/32	.30
401-170	1-1/4x1-1/4x2	1-11/32	1	1-11/32	2-19/32	2-3/8	2-19/32	5-3/16	2	2-3/4	2	.38
401-199	1-1/2x1-1/4x1/2	11/16	1-1/8	11/16	2	1-7/8	1-15/16	3-15/16	2-1/4	1-1/8	2	.24
401-201	1-1/2x1-1/4x3/4	21/32	1-5/32	21/32	1-15/16	2-3/16	1-15/16	3-7/8	2-1/4	1-11/32	2	.26
401-202	1-1/2x1-1/4x1	13/16	1-3/16	13/16	2-1/8	2-9/32	2-1/16	4-3/16	2-1/4	1-5/8	2	.30
401-209	1-1/2x1-1/2x1/2	17/32	1-3/32	17/32	1-27/32	1-27/32	1-27/32	3-11/16	2-7/32	1-1/8	2-7/32	.22
D401-209	1-1/2x1-1/2x1/2	17/32	1-1/16	17/32	1-27/32	2-5/16	1-27/32	3-11/16	2-7/32	1-1/16	2-7/32	.23
401-210	1-1/2x1-1/2x3/4	21/32	1-3/32	21/32	1-31/32	2-3/32	1-31/32	3-29/32	2-7/32	1-5/16	2-7/32	.24
401-211	1-1/2x1-1/2x1	25/32	27/32	25/32	2-3/32	1-31/32	2-3/32	4-3/16	2-7/32	1-5/8	2-7/32	.28
401-212	1-1/2x1-1/2x1-1/4	1	1-3/16	1	2-9/32	2-7/16	2-9/32	4-19/32	2-1/4	2	2-1/4	.31
401-213	1-1/2x1-1/2x2	1-5/16	1-3/16	1-5/16	2-5/8	2-9/16	2-5/8	5-7/32	2-1/4	2-3/4	2-1/4	.39
401-214	1-1/2x1-1/2x2-1/2	1-21/32	1-3/16	1-21/32	2-31/32	2-15/16	2-31/32	5-15/16	2-1/4	3-11/32	2-1/4	.58
401-233	2x1x2	1-1/4	1-1/4	1-7/32	2-19/32	2-19/32	2-11/32	5	2-3/4	2-3/4	1-5/8	.40
401-238	2x1-1/2x3/4	21/32	1-13/32	21/32	2-1/32	2-13/32	1-31/32	4	2-23/32	1-5/16	2-1/4	.31
401-239	2x1-1/2x1	13/16	1-1/2	13/16	2-1/8	2-5/8	2-1/8	4-9/32	2-3/4	1-5/8	2-1/4	.38
401-241	2x1-1/2x1-1/2	1	1-9/32	1-1/32	2-3/8	2-9/16	2-5/16	4-11/16	2-23/32	2-7/32	2-7/32	.37
401-247	2x2x1/2	17/32	1-11/32	17/32	1-29/32	2-3/32	1-29/32	3-27/32	2-23/32	1-3/32	2-23/32	.30
D401-247	2x2x1/2	9/16	1-7/32	9/16	1-15/16	2-1/2	1-15/16	3-7/8	2-23/32	1-1/16	2-23/32	.31

**Schedule 40 Fittings & Accessories Technical Information**  
**Schedule 40 Fittings Dimensions & Information**



**REDUCING TEE (continued)**

Socket x Socket x Socket



Part Number	Size	G	G1	G2	H	H1	H2	L	M	M1	M2	Approx. Wt. (Lbs.)
401-248	2x2x3/4	21/32	1-1/2	21/32	2-1/32	2-1/16	2-1/32	4-1/16	2-3/4	1-11/32	2-3/4	.32
401-249	2x2x1	13/16	1-3/8	13/16	2-3/16	2-1/2	2-3/16	4-3/8	2-23/32	1-5/8	2-23/32	.36
401-250	2x2x1-1/4	1	1-3/8	1	2-3/8	2-5/8	2-3/8	4-23/32	2-23/32	1-31/32	2-23/32	.39
401-251	2x2x1-1/2	1-1/16	1-5/16	1-1/16	2-3/8	2-9/16	2-3/8	4-3/4	2-23/32	2-1/4	2-23/32	.42
401-253 <sup>1</sup>	2x2x3	2-7/8	1-13/16	2-7/8	4-1/4	3-13/16	4-1/4	8-1/2	4	4	3-15/16	2.64
401-254 <sup>1</sup>	2x2x4	3-13/32	2-3/8	3-13/32	4-25/32	4-3/8	4-25/32	9-9/16	5-1/16	5-1/16	5-1/16	3.89
401-287	2-1/2x2-1/2x1/2	25/32	1-15/32	25/32	2-17/32	2-7/32	2-17/32	5-1/16	3-5/16	1-1/16	3-5/16	.56
401-288	2-1/2x2-1/2x3/4	7/8	1-9/16	7/8	2-5/8	2-1/2	2-5/8	5-9/32	3-5/16	1-5/16	3-5/16	.60
401-289	2-1/2x2-1/2x1	13/16	1-17/32	13/16	2-13/16	2-21/32	2-13/16	5-5/8	3-5/16	1-5/8	3-5/16	.67
401-290	2-1/2x2-1/2x1-1/4	1-7/32	1-21/32	1-7/32	2-31/32	2-29/32	2-31/32	5-31/32	3-11/32	2-1/32	3-11/32	.77
401-291	2-1/2x2-1/2x1-1/2	1-3/16	1-5/8	1-3/16	2-31/32	2-15/16	2-31/32	5-15/16	3-11/32	2-1/4	3-11/32	.76
401-292	2-1/2x2-1/2x2	1-13/32	1-21/32	1-13/32	3-3/16	3-1/32	3-3/16	6-3/8	3-5/16	2-3/4	3-5/16	.78
401-293 <sup>1</sup>	2-1/2x2-1/2x3	2-1/4	1-31/32	2-1/4	4-1/4	3-13/16	4-1/4	8-15/32	4	4	4	2.37
401-294 <sup>1</sup>	2-1/2x2-1/2x4	2-3/4	2-3/8	2-3/4	4-3/4	4-3/8	4-3/4	9-1/2	5-1/16	5	5-1/16	4.03
401-333	3x3x1/2	11/16	1-13/16	11/16	2-9/16	2-17/32	2-9/16	5-1/32	3-31/32	1-3/32	3-31/32	.76
401-334	3x3x3/4	3/4	2	3/4	2-21/32	3	2-21/32	5-9/32	4	1-11/32	4	.84
401-335	3x3x1	29/32	1-25/32	29/32	2-51/64	2-29/32	2-51/64	5-19/32	3-31/32	1-19/32	3-31/32	.85
401-336	3x3x1-1/4	1-7/32	1-31/32	1-7/32	2-31/32	3-7/32	2-31/32	5-15/16	4	2	4	.92
401-337	3x3x1-1/2	1-7/32	1-13/16	1-7/32	3-3/32	3-1/8	3-3/32	6-3/16	4-1/16	2-7/32	4-1/16	1.00
401-338	3x3x2	1-7/16	1-13/16	1-7/16	3-11/32	3-3/16	3-11/32	6-11/16	3-31/32	2-23/32	3-31/32	1.05
401-339	3x3x2-1/2	1-3/4	1-31/32	1-3/4	3-5/8	3-11/16	3-5/8	7-1/4	4-3/16	3-17/32	4-3/16	1.91
401-342	3x3x4	2-1/2	2-1/16	2-1/2	4-1/2	4-1/16	4-1/2	9	3-31/32	5	3-31/32	1.87
401-344 <sup>1</sup>	3x3x6	5-1/2	4	5-1/2	7-1/2	7	7-1/2	15	7-1/4	7-1/4	7-1/4	11.75
401-416	4x4x3/4	25/32	2-9/32	25/32	2-13/16	3-9/32	2-13/16	5-5/8	5-3/32	1-5/16	5-3/32	1.24
401-417	4x4x1	13/16	2-9/16	13/16	2-13/16	3-5/8	2-13/16	5-19/32	5-1/32	1-19/32	5-1/32	1.19
401-418	4x4x1-1/4	1-1/16	2-9/32	1-1/16	3-3/32	3-17/32	3-3/32	6-3/16	5	1-31/32	5	1.33
401-419	4x4x1-1/2	1-3/16	2-17/32	1-3/16	3-3/16	3-27/32	3-3/16	6-13/32	5-1/16	2-1/4	5-1/16	1.40
401-420	4x4x2	1-13/32	2-3/4	1-13/32	3-7/16	4-5/32	3-7/16	6-7/8	5-1/32	2-3/4	5-1/32	1.49
401-421 <sup>1</sup>	4x4x2-1/2	1-31/32	3-3/32	2-1/32	4-3/32	4-27/32	4-3/32	8-5/32	5-5/32	4-1/16	5-5/32	2.67
401-422	4x4x3	2-1/32	2-5/8	2-1/32	4-3/32	4-1/2	4-3/32	8-5/32	5-5/32	4-1/16	5-5/32	2.31
401-426 <sup>1</sup>	4x4x6	5-1/2	3-1/2	5-1/2	7-1/2	7	7-1/2	14-15/16	6-7/8	7-1/2	6-7/8	10.38
401-428 <sup>1</sup>	4x4x8	6-3/4	4-1/2	6-3/4	8-3/4	8-1/2	8-3/4	17-1/2	9-1/4	9-5/8	9-5/8	18.30
401-486	5x5x2	1-11/32	3-1/32	1-11/32	4-11/32	4-13/32	4-11/32	8-23/32	6-1/8	2-23/32	6-1/8	2.44
401-487 <sup>1</sup>	5x5x2-1/2	2	3-5/8	2	5-1/32	5-3/8	5-1/32	10-1/16	6-5/32	4-1/32	6-5/32	3.63
401-488	5x5x3	2	3-3/16	2	5-1/32	5-1/16	5-1/32	10-1/16	6-5/32	4-1/32	6-5/32	3.23
401-490	5x5x4	2-1/2	3-5/32	2-1/2	5-9/16	5-3/16	5-9/16	11-1/8	6-5/32	5-1/32	6-5/32	3.61
401-526 <sup>1</sup>	6x6x1-1/4	1-3/8	4-1/16	1-3/8	4-27/32	5-5/16	4-27/32	9-11/16	7-1/4	2-3/4	7-1/4	3.61

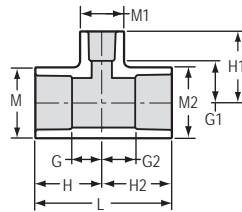
<sup>1</sup> Outlet sized with bushing



**Schedule 40 Fittings & Accessories Technical Information**  
**Schedule 40 Fittings Dimensions & Information**

**REDUCING TEE (continued)**

Socket x Socket x Socket



Part Number	Size	G	G1	G2	H	H1	H2	L	M	M1	M2	Approx. Wt. (Lbs.)
401-527 <sup>1</sup>	6x6x1-1/2	1-3/8	3-7/8	1-3/8	4-27/32	5-3/16	4-27/32	9-11/16	7-1/4	2-11/16	7-1/4	3.60
401-528	6x6x2	1-13/32	3-5/8	1-13/32	4-13/32	4-31/32	4-13/32	8-27/32	7-1/4	2-3/4	7-1/4	3.28
401-529 <sup>1</sup>	6x6x2-1/2	1-31/32	4-1/8	1-31/32	4-31/32	5-7/8	4-31/32	9-15/16	7-1/4	4-1/32	7-1/4	4.28
401-530	6x6x3	1-31/32	3-5/8	1-31/32	4-31/32	5-1/2	4-31/32	10	7-1/4	4	7-1/4	3.90
401-532	6x6x4	2-17/32	3-5/8	2-17/32	5-9/16	5-5/8	5-9/16	11-1/8	7-1/4	5	7-1/4	4.38
401-533 <sup>1</sup>	6x6x5	3-1/2	4-1/2	3-1/2	7	7-1/2	7	14	7-3/16	7-3/16	7-3/8	8.46
401-535 <sup>1</sup>	6x6x8	5-29/32	4-15/32	5-29/32	8-15/16	8-1/2	8-15/16	17-7/8	9-5/8	9-13/32	9-5/8	19.35
401-537 <sup>1</sup>	6x6x10	8	5-13/16	8	11-3/8	10-13/16	11-3/8	22-3/4	11-1/2	11-9/16	11-1/2	38.30
401-578 <sup>1</sup>	8x8x2	2	5-7/8	2	6	7	6	12	9-1/4	4	9-1/4	11.71
401-579 <sup>1</sup>	8x8x2-1/2	2	5-5/16	2	6	7-5/16	6	12	9-5/16	4	9-5/16	6.62
401-580	8x8x3	1-31/32	4-3/4	1-31/32	6-1/32	6-3/4	6-1/32	12-1/16	9-11/32	4	9-11/32	6.44
401-582	8x8x4	2-17/32	4-11/16	2-17/32	6-17/32	6-11/16	6-17/32	13-1/16	9-9/32	4-31/32	9-9/32	7.02
401-583 <sup>1</sup>	8x8x5	3-21/32	5-1/4	3-21/32	7-21/32	8-1/4	7-21/32	15-5/16	9-5/16	7-1/4	9-5/16	10.60
401-585	8x8x6	3-5/8	4-3/4	3-5/8	7-21/32	7-25/32	7-21/32	15-11/32	9-11/32	7-1/4	9-11/32	8.90
401-589 <sup>1</sup>	8x8x10	6-23/32	5-11/16	6-23/32	11-7/32	10-1/2	11-7/32	22-7/16	11-9/16	11-9/16	11-9/16	34.76
401-621F	10x10x2	4-7/8	7-1/4	4-7/8	10-1/8	9	10-1/8	20-1/4	11-1/2	2-11/16	11-1/2	19.60
401-622F	10x10x2-1/2	5-5/8	7-3/4	5-5/8	10-7/8	9-3/4	10-7/8	21-3/4	11-1/2	3-1/4	11-1/2	20.26
401-623 <sup>1</sup>	10x10x3	3-13/16	7	3-13/16	9-3/8	9	9-3/8	18-3/4	12	7-1/2	12	25.54
401-624 <sup>1</sup>	10x10x4	3-27/32	7-3/8	3-27/32	9-11/32	9-3/8	9-11/32	18-11/16	12	7-1/2	12	25.63
401-626F	10x10x6	6-7/8	8-3/8	6-7/8	12-1/8	11-5/8	12-1/8	24-1/4	11-1/2	7-3/16	11-1/2	26.48
401-628 <sup>1</sup>	10x10x8	5-3/4	7-3/16	5-3/4	10-7/8	11-1/4	10-7/8	21-11/16	11-11/16	11-11/16	11-1/2	29.85
401-661F	12x12x2	5-1/4	8-1/4	5-1/4	11-1/2	10	11-1/2	23	13-9/16	2-11/16	13-1/2	25.00
401-662F	12x12x2-1/2	5-3/4	8-3/4	5-3/4	12	10-3/4	12	24	13-9/16	3-1/4	13-9/16	28.61
401-663F	12x12x3	5-3/4	9	5-3/4	12	11-1/4	12	24	13-9/16	3-15/16	13-9/16	31.41
401-664F	12x12x4	7	9-5/16	7	13-1/4	11-9/16	13-1/4	26-1/2	13-9/16	5	13-9/16	32.40
401-666 <sup>1</sup>	12x12x6	4-7/8	8-5/16	4-7/8	11-7/16	11-3/4	11-7/16	22-13/16	14-1/4	9-3/4	14-1/4	44.02
401-668	12x12x8	4-27/32	7-1/8	4-27/32	11-13/32	11-1/8	11-13/32	22-13/16	14-1/4	9-3/4	14-1/4	40.00
401-670	12x12x10	6-13/16	7-3/8	6-13/16	12-13/16	13-1/4	12-13/16	25-5/8	13-3/4	13-3/4	13-3/4	50.00
401-670F	12x12x10	10-1/4	10-3/8	10-1/4	16-1/2	15-5/8	16-1/2	33	13-9/16	11-1/2	13-9/16	50.00
401-676F	12x12x16	18-1/2	12-3/4	18-1/2	30-1/4	20-3/4	30-1/4	60-1/2	14-1/8	17	14-1/8	144.87
401-678F	12x12x18	14-1/4	13	17-7/8	23-1/4	22	23-7/8	47-3/4	19-1/8	19-1/8	19-1/8	252.00
401-691F	14x14x2	5-7/8	8-13/16	5-7/8	12-7/8	10-9/16	12-7/8	25-3/4	14-7/8	2-11/16	14-7/8	35.53
401-693F	14x14x3	6-1/2	9-9/16	6-1/2	13-1/2	11-13/16	13-1/2	27	14-7/8	3-15/16	14-7/8	38.35
401-694F	14x14x4	7-3/8	9-7/8	7-3/8	14-3/8	12-1/8	14-3/8	28-3/4	14-7/8	5	14-7/8	38.58
401-696F	14x14x6	7-7/8	9-15/16	7-7/8	14-7/8	13-3/16	14-7/8	29-3/4	14-7/8	7-3/16	14-7/8	45.70
401-698F	14x14x8	8-7/8	9-7/8	8-7/8	15-7/8	14-1/8	15-7/8	31-3/4	14-7/8	9-1/4	14-7/8	51.99

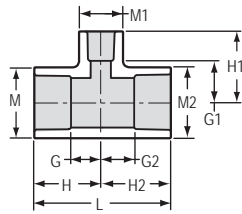
<sup>1</sup> Outlet sized with bushing

**Schedule 40 Fittings & Accessories Technical Information**  
**Schedule 40 Fittings Dimensions & Information**



**REDUCING TEE (continued)**

Socket x Socket x Socket



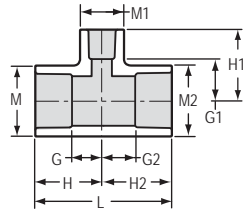
Part Number	Size	G	G1	G2	H	H1	H2	L	M	M1	M2	Approx. Wt. (Lbs.)
401-700F	14x14x10	10-3/8	10-15/16	10-3/8	17-3/8	16-3/16	17-3/8	34-3/4	14-7/8	11-1/2	14-7/8	61.56
401-702	14x14x12	7-1/32	7-13/32	7-1/32	14-1/32	13-13/32	14-1/32	28-1/16	15-21/32	14-11/32	15-21/32	62.65
401-702F	14x14x12	11-3/8	10-3/4	11-3/8	18-3/8	17	18-3/8	36-3/4	14-7/8	13-9/16	14-7/8	62.78
401-751F	16x16x2	6-3/8	9-3/4	6-3/8	14-3/8	11-1/2	14-3/8	28-3/4	17	2-11/16	17	51.76
401-753F	16x16x3	6-1/2	10-1/2	6-1/2	14-1/2	12-3/4	14-1/2	29	17	3-15/16	17	57.67
401-754F	16x16x4	8	10-13/16	8	16	13-1/16	16	32	17	5	17	58.90
401-756F	16x16x6	9	10-7/8	9	17	14-1/8	17	34	17	7-3/16	17	66.52
401-758F	16x16x8	10	10-13/16	10	18	15-1/16	18	36	17	9-1/4	17	73.17
401-760F	16x16x10	11	11-7/8	11	19	17-1/8	19	38	17	11-1/2	17	73.88
401-762F	16x16x12	12	11-11/16	12	20	17-15/16	20	40	17	13-9/16	17	85.48
401-764F	16x16x14	13	11-15/16	13	21	18-15/16	21	42	17	14-7/8	17	95.95
401-781F	18x18x2	6-1/4	10-11/16	6-1/4	15-1/4	12-7/16	15-1/4	30-1/2	19-1/8	2-11/16	19-1/8	65.63
401-783F	18x18x3	7-1/4	11-7/16	7-1/4	16-1/4	13-11/16	16-1/4	32-1/2	19-1/8	3-15/16	19-1/8	---
401-784F	18x18x4	7-3/4	11-3/4	7-3/4	16-3/4	14	16-3/4	33-1/2	19-1/8	5	19-1/8	82.00
401-786F	18x18x6	8-3/4	11-13/16	8-3/4	17-3/4	15-1/16	17-3/4	35-1/2	19-1/8	7-3/16	19-1/8	88.04
401-788F	18x18x8	9-3/4	11-3/4	9-3/4	18-3/4	16	18-3/4	37-1/2	19-1/8	9-1/4	19-1/8	107.00
401-790F	18x18x10	10-3/4	12-13/16	10-3/4	19-3/4	18-1/16	19-3/4	39-1/2	19-1/8	11-1/2	19-1/8	105.41
401-792F	18x18x12	11-3/4	12-5/8	11-3/4	20-3/4	18-7/8	20-3/4	41-1/2	19-1/8	13-9/16	19-1/8	113.48
401-794F	18x18x14	12-7/8	12-7/8	12-7/8	21-7/8	19-7/8	21-7/8	43-3/4	19-1/8	14-7/8	19-1/8	116.67
401-796F	18x18x16	13-7/8	13-13/16	13-7/8	22-7/8	21-13/16	22-7/8	45-3/4	19-1/8	17	19-1/8	134.41
401-811F	20x20x2	6-3/4	12-7/16	6-3/4	16-3/4	14-3/16	16-3/4	33-1/2	21-3/16	21-11/16	21-3/16	81.39
401-813F	20x20x3	7-1/4	12-7/16	7-1/4	17-1/4	14-11/16	17-1/4	34-1/2	21-3/16	3-15/16	21-3/16	91.14
401-814F	20x20x4	8-1/4	12-3/4	8-1/4	18-1/4	15	18-1/4	36-1/2	21-3/16	5	21-3/16	72.10
401-816F	20x20x6	9-1/4	12-13/16	9-1/4	19-1/4	16-1/16	19-1/4	38-1/2	21-3/16	7-3/16	21-3/16	106.19
401-818F	20x20x8	10-1/4	12-3/4	10-1/4	20-1/4	17	20-1/4	40-1/2	21-3/16	9-1/4	21-3/16	115.35
401-820F	20x20x10	11-1/4	13-13/16	11-1/4	21-1/4	19-1/16	21-1/4	42-1/2	21-3/16	11-1/2	21-3/16	125.44
401-822F	20x20x12	12-1/4	13-5/8	12-1/4	22-1/4	19-7/8	22-1/4	44-1/2	21-3/16	13-9/16	21-3/16	129.36
401-824F	20x20x14	13-1/4	13-7/8	13-1/4	23-1/4	20-7/8	23-1/4	46-1/2	21-3/16	14-7/8	21-3/16	123.55
401-826F	20x20x16	14-1/4	14-13/16	14-1/4	24-1/4	22-13/16	24-1/4	48-1/2	21-3/16	17	21-3/16	154.48
401-828F	20x20x18	15-1/4	14-3/8	15-1/4	25-1/4	23-3/8	25-1/4	50-1/2	21-3/16	19-1/8	21-3/16	176.98
401-901F	24x24x2	8-1/8	14-5/16	8-1/8	20-1/8	16-1/16	20-1/8	40-1/4	25-3/8	2-11/16	25-3/8	156.00
401-903F	24x24x3	8-5/8	14-5/16	8-5/8	20-5/8	16-9/16	20-5/8	41-1/4	25-3/8	3-15/16	25-3/8	161.00
401-904F	24x24x4	9-1/8	14-5/8	9-1/8	21-1/8	16-7/8	21-1/8	42-1/4	25-3/8	5	25-3/8	148.46
401-906F	24x24x6	10-1/8	14-11/16	10-1/8	22-1/8	17-15/16	22-1/8	44-1/4	25-3/8	7-3/16	25-3/8	159.56
401-908F	24x24x8	11-1/8	14-5/8	11-1/8	23-1/8	18-7/8	23-1/8	46-1/4	25-3/8	9-1/4	25-3/8	171.52
401-910F	24x24x10	12-1/8	15-11/16	12-1/8	24-1/8	20-15/16	24-1/8	48-1/4	25-3/8	11-1/2	25-3/8	213.94
401-912F	24x24x12	13-1/8	15-1/2	13-1/8	25-1/8	21-3/4	25-1/8	50-1/4	25-3/8	13-9/16	25-3/8	199.98



**Schedule 40 Fittings & Accessories Technical Information**  
**Schedule 40 Fittings Dimensions & Information**

**REDUCING TEE (continued)**

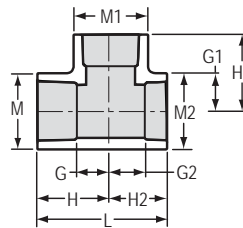
Socket x Socket x Socket



Part Number	Size	G	G1	G2	H	H1	H2	L	M	M1	M2	Approx. Wt. (Lbs.)
401-914F	24x24x14	13-3/4	15-3/4	13-3/4	25-3/4	22-3/4	25-3/4	51-1/2	25-3/8	14-7/8	25-3/8	232.53
401-916F	24x24x16	14-3/4	16-11/16	14-3/4	26-3/4	24-11/16	26-3/4	53-1/2	25-3/8	17	25-3/8	224.32
401-918F	24x24x18	15-3/4	16-1/4	15-3/4	27-3/4	25-1/4	27-3/4	55-1/2	25-3/8	19-1/8	25-3/8	237.92
401-920F	24x24x20	16-3/4	17-3/8	16-3/4	28-3/4	27-3/8	28-3/4	57-1/2	25-3/8	21-3/16	25-3/8	244.92

**REDUCING SHORT SOCKET TEE**

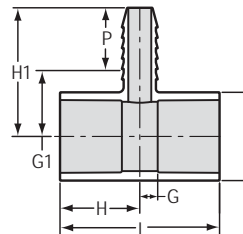
Socket x Socket x Socket



Part Number	Size	G	G1	G2	H	H1	H2	L	M	M1	M2	Approx. Wt. (Lbs.)
S401-249	2x2x1	11/16	2-7/32	11/16	2-3/32	1-1/4	1-11/32	3-7/16	2-23/32	1-5/8	2-23/32	.28
S401-251	2x2x1-1/2	1	1-1/4	31/32	2-3/8	2-3/8	1-5/8	4	2-23/32	2-7/32	2-23/32	.34

**TRANSITION TEE**

Socket x Socket x Insert



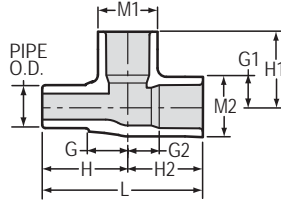
Part Number	Size	G	G1	H	H1	L	M	P	Approx. Wt. (Lbs.)
1102-007	3/4	13/32	3/4	1-13/32	2-1/4	2-13/16	1-5/16	1-1/2	.09
1102-130	1x1x1/2	3/16	13/16	1-7/16	2-5/16	2-7/8	1-19/32	1-1/2	.11
1102-248	2x2x3/4	1/2	1-7/16	1-27/32	2-15/16	3-11/16	2-23/32	1-1/2	.27
1102-250	2x2x1-1/4	11/16	1-15/32	2-1/16	2-31/32	4-1/8	2-3/4	1-1/2	.34

**Schedule 40 Fittings & Accessories Technical Information**  
**Schedule 40 Fittings Dimensions & Information**



**STREET TEE**

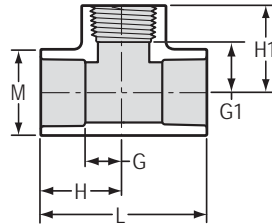
Spigot x Socket x Socket



Part Number	Size	G	G1	G2	H	H1	H2	L	M1	M2	Approx. Wt. (Lbs.)
444-005	1/2	23/32	23/32	1/2	1-19/32	1-21/32	1-19/32	3-5/32	1-3/16	1-3/16	.10
444-007	3/4	13/16	27/32	7/8	1-13/16	1-7/8	1-13/16	3-5/8	1-13/32	1-13/32	.15
444-010	1	1	1-31/32	1-31/32	2-1/8	2	2-1/8	4-7/32	1-3/4	1-3/4	.25
444-012	1-1/4	1-1/4	1-5/32	1-1/8	2-7/16	2-5/16	2-7/16	4-27/32	2-3/32	2-3/32	.39
444-015	1-1/2	1-13/16	1-1/8	1-1/8	2-7/8	2-9/16	2-9/16	5-3/8	2-11/32	2-11/32	.51
444-020	2	1-19/32	1-11/16	1-19/32	3-3/32	3-3/16	3-3/32	6-5/32	2-7/8	2-7/8	.78

**TEE**

Socket x Socket x Fipt



Part Number	Size	G	G1	H	H1	L	M	Approx. Wt. (Lbs.)
402-003	3/8	7/16	1/2	1-11/16	1-1/16	3-3/8	29/32	.06
402-005	1/2	1/2	1/2	1-1/4	1-7/32	2-1/2	1-3/32	.07
402-007	3/4	21/32	23/32	1-21/32	1-7/16	3-9/32	1-5/16	.11
402-010	1	13/16	7/8	1-15/16	1-7/8	3-7/8	1-5/8	.17
402-012	1-1/4	29/32	1-1/8	2-5/32	2-1/16	4-5/16	2	.30
402-015	1-1/2	1-1/32	1-1/8	2-11/32	2-1/16	4-11/16	2-1/4	.37
402-020	2	1-5/16	1-15/32	2-5/8	2-13/32	5-7/32	2-3/4	.50
402-025	2-1/2	1-1/2	1-11/16	3-1/4	2-31/32	6-1/2	3-3/8	.96
402-030	3	1-13/16	2-1/32	3-11/16	3-3/8	7-11/32	4	1.38
402-040	4	2-5/16	2-15/32	4-11/32	3-15/16	8-21/32	5-1/16	2.22

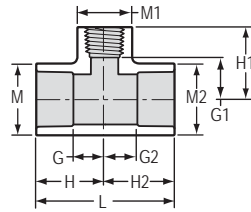




**Schedule 40 Fittings & Accessories Technical Information**  
**Schedule 40 Fittings Dimensions & Information**

**REDUCING TEE**

Socket x Socket x Fipt



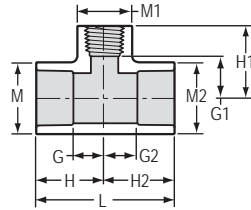
Part Number	Size	G	G1	G2	H	H1	H2	L	M	M1	M2	Approx. Wt. (Lbs.)
402-071	1/2x1/2x1/8	9/32	17/32	9/32	1-1/32	1	1-1/32	2-1/16	1-3/32	9/16	1-3/32	.04
402-072	1/2x1/2x1/4	3/8	9/16	3/8	1-1/8	1-1/8	1-1/8	2-1/4	1-1/16	13/16	1-1/16	.05
402-074	1/2x1/2x3/4	21/32	1/2	21/32	1-13/32	1-5/16	1-13/32	2-13/16	1-1/16	1-11/32	1-3/32	.08
402-094	3/4x1/2x1/2	1/2	11/16	9/16	1-1/2	1-7/16	1-5/16	2-13/16	1-9/32	1-1/16	1-3/32	.10
402-095	3/4x1/2x3/4	13/16	21/32	5/8	1-13/16	1-7/16	1-3/8	3-3/16	1-5/16	1-5/16	1-3/32	.11
402-097	3/4x3/4x1/8	9/32	5/8	9/32	1-7/32	1-3/32	1-7/32	2-7/16	1-5/16	9/16	1-5/16	.06
402-101	3/4x3/4x1/2	17/32	11/16	17/32	1-17/32	1-13/32	1-17/32	3-1/16	1-5/16	1-1/8	1-5/16	.10
402-124	1x3/4x1/2	17/32	13/16	17/32	1-21/32	1-9/16	1-17/32	3-3/16	1-5/8	1-1/16	1-5/16	.13
402-125	1x3/4x3/4	9/16	23/32	11/16	1-11/16	1-17/32	1-11/16	3-3/8	1-19/32	1-9/32	1-9/32	.13
402-130	1x1x1/2	1/2	7/8	1/2	1-5/8	1-1/2	1-5/8	3-1/4	1-5/8	1-1/8	1-5/8	.14
402-131	1x1x3/4	21/32	13/16	21/32	1-25/32	1-17/32	1-25/32	3-9/16	1-5/8	1-5/16	1-5/8	.15
402-156	1-1/4x1x1/2	19/32	1-9/32	19/32	1-25/32	1-25/32	1-3/4	3-17/32	2	1-1/8	1-5/8	.19
402-157	1-1/4x1x3/4	13/16	1-1/32	3/4	1-13/16	1-23/32	1-3/4	3-9/16	2	1-5/16	1-5/8	.18
402-158	1-1/4x1x1	13/16	1-5/32	13/16	2-1/16	2-1/8	1-15/16	4	1-31/32	1-21/32	1-5/8	.26
402-166	1-1/4x1-1/4x1/2	23/32	15/16	23/32	1-31/32	1-21/32	1-31/32	3-15/16	1-31/32	1-3/32	1-31/32	.21
402-167	1-1/4x1-1/4x3/4	13/16	1-1/16	13/16	2-1/16	1-3/4	2-1/16	4-1/8	2	1-5/16	2	.19
402-168	1-1/4x1-1/4x1	21/32	1-1/32	21/32	1-7/8	1-27/32	1-7/8	3-25/32	1-31/32	1-5/8	1-31/32	.22
402-199	1-1/2x1-1/4x1/2	19/32	1-9/32	19/32	1-27/32	1-29/32	27/32	3-23/32	2-1/4	1-1/8	2	.24
402-201	1-1/2x1-1/4x3/4	11/16	1-5/32	5/8	1-31/32	2-5/32	1-29/32	3-7/8	2-1/4	1-5/16	2	.26
402-202	1-1/2x1-1/4x1	13/16	1-1/8	3/4	2-1/8	2-1/4	2-1/16	4-3/16	2-1/4	1-5/8	2	.30
402-209	1-1/2x1-1/2x1/2	7/16	1-3/32	7/16	1-3/4	1-13/16	1-3/4	3-1/2	2-7/32	1-3/32	2-7/32	.21
402-210	1-1/2x1-1/2x3/4	21/32	1-3/32	21/32	1-31/32	1-27/32	1-31/32	3-29/32	2-1/4	1-5/16	2-1/4	.24
402-211	1-1/2x1-1/2x1	25/32	1-1/16	25/32	2-3/32	1-15/16	2-3/32	4-3/16	2-1/4	1-5/8	2-1/4	.27
402-212	1-1/2x1-1/2x1-1/4	1	1-3/32	1	2-9/32	2-1/32	2-9/32	4-19/32	2-1/4	2	2-1/4	.32
402-238	2x1-1/2x3/4	11/16	1-13/32	5/8	2-1/32	2-13/32	1-31/32	4	2-3/4	1-5/16	2-1/4	.32
402-239	2x1-1/2x1	13/16	1-13/32	3/4	2-3/16	2-17/32	2-1/8	4-5/16	2-3/4	1-5/8	2-1/4	.38
402-247	2x2x1/2	21/32	1-3/8	21/32	2-1/32	2-1/8	2-1/32	4-1/16	2-3/4	1-1/8	2-3/4	.33
402-248	2x2x3/4	21/32	1-11/32	21/32	2-1/32	2-3/32	2-1/32	4-1/32	2-3/4	1-11/32	2-3/4	.33
402-249	2x2x1	13/16	1-13/32	13/16	2-3/16	2-1/4	2-3/16	4-3/8	2-23/32	1-5/8	2-23/32	.35
402-250	2x2x1-1/4	1	1-3/8	1	2-3/8	2-5/16	2-3/8	4-3/4	2-23/32	1-31/32	2-23/32	.40
402-251	2x2x1-1/2	1-1/16	1-1/4	1-1/16	2-5/16	2-3/16	2-5/16	4-19/32	2-3/4	2-1/4	2-3/4	.41
402-287	2-1/2x2-1/2x1/2	1/2	1-11/16	1/2	2-1/4	2-3/8	2-1/4	4-1/2	3-3/8	1-3/16	3-3/8	.55
402-288	2-1/2x2-1/2x3/4	13/16	1-11/16	13/16	2-9/16	2-7/16	2-9/16	5-1/8	3-3/8	1-3/8	3-3/8	.64
402-289	2-1/2x2-1/2x1	1	1-23/32	1	2-3/4	2-5/8	2-3/4	5-1/2	3-11/32	1-11/16	3-11/32	.73
402-290	2-1/2x2-1/2x1-1/4	1-1/32	1-25/32	1-1/32	2-25/32	2-21/32	2-25/32	5-9/16	3-11/32	2-1/32	3-11/32	.75
402-291	2-1/2x2-1/2x1-1/2	1-1/16	1-25/32	1-1/16	2-13/16	2-3/4	2-13/16	5-5/8	3-3/8	2-13/32	3-3/8	.77
402-292	2-1/2x2-1/2x2	1-1/2	1-27/32	1-1/2	3-1/4	2-27/32	3-1/4	6-17/32	3-11/32	3	3-11/32	.98
402-333	3x3x1/2	19/32	2-1/16	19/32	2-15/32	2-25/32	2-15/32	4-15/16	3-31/32	1-3/16	3-31/32	.77

**Schedule 40 Fittings & Accessories Technical Information**  
**Schedule 40 Fittings Dimensions & Information**



**REDUCING TEE (continued)**

Socket x Socket x Fipt

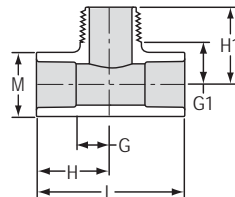


Part Number	Size	G	G1	G2	H	H1	H2	L	M	M1	M2	Approx. Wt. (Lbs.)
402-334	3x3x3/4	13/16	2-1/32	13/16	2-23/32	2-25/32	2-23/32	5-13/32	4	1-3/8	4	.83
402-335	3x3x1	31/32	2-1/8	31/32	2-7/8	3	2-7/8	5-23/32	4-1/32	1-11/16	4-1/32	.92
402-336	3x3x1-1/4	1	2-1/32	1	2-31/32	3-1/32	2-31/32	5-31/32	4	2	4	.95
402-337	3x3x1-1/2	1-7/32	2-1/8	1-7/32	3-3/32	3-1/16	3-3/32	6-3/16	4	2-13/32	4	1.05
402-338	3x3x2	1-1/2	2-1/8	1-1/2	3-13/32	3-1/8	3-13/32	6-25/32	4	3	4	1.21
402-417	4x4x1	27/32	2-5/8	27/32	2-7/8	3-1/2	2-7/8	5-3/4	5-1/32	1-11/16	5-1/32	1.26
402-419	4x4x1-1/2	1-1/8	2-1/2	1-1/8	3-1/8	3-1/2	3-1/8	6-1/4	5	2-1/4	5	1.33
402-420	4x4x2	1-3/8	2-3/4	1-3/8	3-13/32	3-3/4	3-13/32	6-25/32	5-1/32	3	5-1/32	1.67
402-422	4x4x3	2	2-1/2	2	4-1/32	3-29/32	4-1/32	8-1/16	5-1/16	4-9/32	5-1/16	2.18
402-490	5x5x4	2-1/2	3-1/8	2-1/2	5-17/32	4-29/32	5-17/32	11-1/16	6-3/32	5-1/32	6-3/32	3.69
402-525 <sup>1</sup>	6x6x1	1-3/8	4-11/32	1-3/8	4-27/32	5-11/32	4-27/32	9-11/16	7-7/32	2-23/32	7-7/32	3.66
402-528	6x6x2	1-3/8	3-19/32	1-3/8	4-27/32	4-23/32	4-27/32	9-23/32	7-1/4	2-25/32	7-1/4	3.58
402-530	6x6x3	2	3-19/32	2	5-15/32	5-7/32	5-15/32	10-15/16	7-1/4	4-1/32	7-1/4	4.22
402-532	6x6x4	2-1/2	3-5/8	2-1/2	6	5-11/32	6	12	7-7/32	5-1/16	7-7/32	4.73
402-578 <sup>1</sup>	8x8x2	2	6-1/8	2	6	7-1/8	6	12	9-5/16	3-15/16	9-5/16	6.81
402-580 <sup>1</sup>	8x8x3	2-9/16	5-23/32	1-31/32	6-9/16	7-5/16	6-9/16	13-1/8	9-5/16	5	9-5/16	7.69
402-582 <sup>1</sup>	8x8x4	2-1/2	4-15/16	2-1/2	6-31/32	6-21/32	6-31/32	13-15/16	9-5/16	5	9-5/16	11.20
402-621F	10x10x2	5-1/4	6-11/16	5-1/4	10-1/2	7-3/4	10-1/2	21	11-9/16	2-13/16	11-9/16	17.51
402-622F	10x10x2-1/2	5-1/2	8-1/2	5-1/2	10-3/4	10-1/4	10-3/4	21-1/2	11-9/16	3-5/16	11-9/16	14.80
402-624F	10x10x4	6-3/8	7	6-3/8	11-5/8	8-3/4	11-5/8	23-1/4	11-1/2	5-1/16	11-1/2	22.95
402-661F	12x12x2	5-3/4	7-13/16	5-3/4	12	8-7/8	12	24	13-5/8	2-13/16	13-5/8	26.92
402-663F	12x12x3	6-1/4	9	6-1/4	12-1/2	10-5/8	12-1/2	25	13-5/8	4	13-5/8	29.30
402-664F	12x12x4	6-7/8	8-1/4	6-7/8	13-1/8	10	13-1/8	26-1/4	13-9/16	5-1/16	13-9/16	31.48

<sup>1</sup> Outlet sized with bushing

**TEE**

Socket x Socket x Mipt



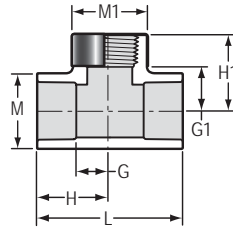
Part Number	Size	G	G1	H	H1	L	M	Approx. Wt. (Lbs.)
402B-010	1	5/8	1-1/16	1-3/4	2	3-7/16	1-5/8	.15



**Schedule 40 Fittings & Accessories Technical Information**  
**Schedule 40 Fittings Dimensions & Information**

**SPECIAL REINFORCED TEE**

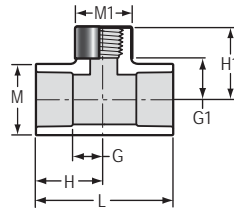
Socket x Socket x SR Fipt



Part Number	Size	G	G1	H	H1	L	M	M1	Approx Wt. (Lbs.)
402-005SR	1/2	19/32	15/32	1-15/32	1-11/32	2-15/16	1-5/32	13/16	.13
402-012SR	1-1/4	1	1-5/16	2-7/32	2-1/4	4-5/16	1-31/32	2-1/16	.34

**SPECIAL REINFORCED REDUCING TEE**

Socket x Socket x SR Fipt



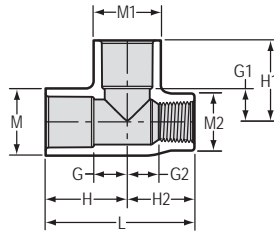
Part Number	Size	G	G1	H	H1	L	M	M1	Approx Wt. (Lbs.)
402-072SR	1/2x1/2x1/4	15/32	11/16	1-5/16	1-7/32	2-5/8	1-5/32	13/16	.09
402-098SR	3/4x3/4x1/4	7/16	13/16	1-7/16	1-11/32	2-7/8	1-3/8	13/16	.12
402-101SR	3/4x3/4x1/2	25/32	1/2	1-5/8	1-7/16	3-1/4	1-3/8	1-3/16	.15
402-166SR	1-1/4x1-1/4x1/2	7/16	1-1/8	1-11/16	1-7/8	3-3/8	2-3/32	1-3/16	.27
402-168SR	1-1/4x1-1/4x1	27/32	1-1/32	2-3/32	1-29/32	4-7/32	2-3/32	1-23/32	.35
402-212SR	1-1/2x1-1/2x1-1/4	1-1/32	1-5/32	2-7/16	2-3/32	4-27/32	2-3/8	2-1/16	.49
402-287SR	2-1/2x2-1/2x1/2	1/2	1-11/16	2-1/4	2-3/8	4-1/2	3-3/8	1-3/16	.56
402-288SR	2-1/2x2-1/2x3/4	13/16	1-23/32	2-9/16	2-7/16	5-1/8	3-3/8	1-3/8	.66
402-289SR	2-1/2x2-1/2x1	1	1-23/32	2-3/4	2-5/8	5-1/2	3-11/32	1-11/16	.75
402-290SR	2-1/2x2-1/2x1-1/4	1-1/32	1-25/32	2-25/32	2-21/32	5-9/16	3-11/32	2-1/32	.77
402-291SR	2-1/2x2-1/2x1-1/2	1-1/16	1-25/32	2-13/16	2-3/4	5-5/8	3-3/8	2-7/16	.80
402-292SR	2-1/2x2-1/2x2	1-1/2	1-27/32	3-1/4	2-27/32	6-17/32	3-11/32	3	1.02
402-333SR	3x3x1/2	19/32	2-1/16	2-15/32	2-25/32	4-15/16	3-31/32	1-3/16	.78
402-334SR	3x3x3/4	13/16	2-1/32	2-23/32	2-25/32	5-13/32	4	1-3/8	.84
402-335SR	3x3x1	31/32	2-1/8	2-7/8	3	5-23/32	4-1/32	1-23/32	.94
402-336SR	3x3x1-1/4	1-1/32	2-3/32	2-29/32	3-3/32	5-13/16	4	2-1/16	1.00
402-337SR	3x3x1-1/2	1-7/32	2-1/8	3-3/32	3-3/32	6-9/32	3-31/32	2-7/16	1.06
402-338SR	3x3x2	1-1/2	2-1/16	3-13/32	3-1/16	6-7/8	4	3	1.20
402-417SR	4x4x1	27/32	2-5/8	27/32	3-17/32	5-3/4	5-1/32	1-23/32	1.28
402-419SR	4x4x1-1/2	1-1/8	2-25/32	3-1/8	3-3/4	6-9/32	5-1/32	2-7/16	1.52
402-420SR	4x4x2	1-3/8	2-25/32	3-13/32	3-25/32	6-25/32	5-1/32	3-1/32	1.71
402-422SR	4x4x3	2	2-1/2	4-1/32	3-15/16	8-1/16	5-1/16	4-9/32	2.19

**Schedule 40 Fittings & Accessories Technical Information**  
**Schedule 40 Fittings Dimensions & Information**



**REDUCING TEE**

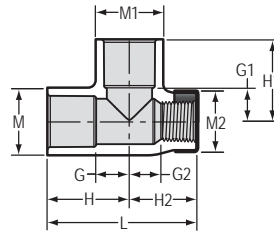
Socket x Fipt x Socket



Part Number	Size	G	G1	G2	H	H1	H2	L	M	M1	M2	Approx. Wt. (Lbs.)
403-095	3/4x1/2x3/4	11/16	11/16	11/16	1-11/16	1-11/16	1-3/8	3-3/32	1-13/32	1-13/32	1-3/16	.15

**SPECIAL REINFORCED REDUCING TEE**

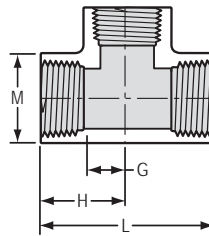
Socket x SR Fipt x Socket



Part Number	Size	G	G1	G2	H	H1	H2	L	M	M1	M2	Approx. Wt. (Lbs.)
403-095SR	3/4x1/2x3/4	11/16	11/16	11/16	1-11/16	1-11/16	1-13/32	3-1/8	1-13/32	1-13/32	1-7/32	.16

**TEE**

Fipt x Fipt x Fipt



Part Number	Size	G	H	L	M	Approx. Wt. (Lbs.)
405-005	1/2	17/32	1-1/4	2-1/2	1-3/32	.08
405-007	3/4	19/32	1-3/8	2-3/4	1-9/32	.10
405-010	1	11/16	1-19/32	3-3/16	1-23/32	.19
405-012	1-1/4	15/16	1-15/16	3-7/8	2-7/32	.48
405-015	1-1/2	1	2	4-1/32	2-7/32	.34
405-020	2	1-1/4	2-5/16	4-19/32	2-23/32	.56
405-025 <sup>1</sup>	2-1/2	2-13/16	4-11/32	8-11/16	4-1/32	2.89

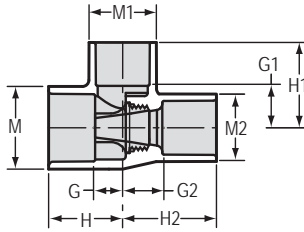
<sup>1</sup> Outlet sized with bushing



**Schedule 40 Fittings & Accessories Technical Information**  
**Schedule 40 Fittings Dimensions & Information**

**VENTURIED TEE**

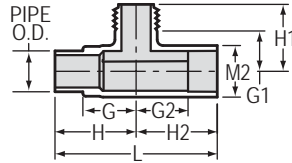
1" Socket x 3/4" Socket (1" Spigot) x 3/4" Socket (1" Spigot)



Part Number	Size	G	G1	G2	H	H1	H2	M	M1	M2	Approx. Wt. (Lbs.)
473-825	1x3/4x3/4	19/32	27/32	3/4	1-1/2	1-11/16	1-25/32	1-5/8	1-5/16	1-5/16	.15

**MANIFOLD TEE**

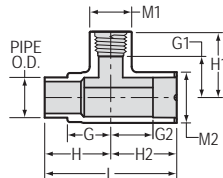
Spigot x Socket x Mipt



Part Number	Size	G	G1	G2	H	H1	H2	L	M2	Approx. Wt. (Lbs.)
476-010	1	1-23/32	1-11/32	1-11/16	2-5/8	2-5/32	2-5/8	5-1/4	1-21/32	.24

**MANIFOLD TEE**

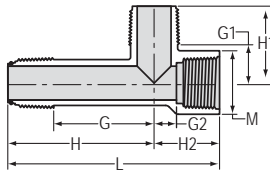
Spigot x Socket x Fipt



Part Number	Size	G	G1	G2	H	H1	H2	L	M1	M2	Approx. Wt. (Lbs.)
477-010	1	1-23/32	1-1/4	1-11/16	2-5/8	2-5/32	2-5/8	5-1/4	1-21/32	1-21/32	.27

**O-RING SEALED MANIFOLD TEE**

O-ring Sealed Mipt x Fipt x Mipt



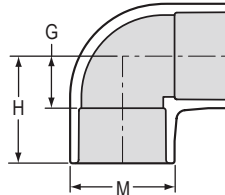
Part Number	Size	G	G1	G2	H	H1	H2	L	M	Approx. Wt. (Lbs.)
451A-010	1	2-19/32	31/32	3/4	3-13/16	1-31/32	1-11/16	5-1/2	1-21/32	.19

Schedule 40 Fittings & Accessories Technical Information  
**Schedule 40 Fittings Dimensions & Information**



**90° ELBOW**

Socket x Socket



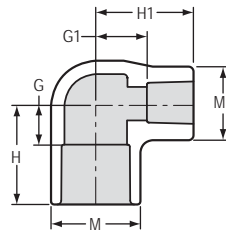
Part Number	Size	G	H	M	Approx. Wt. (Lbs.)
406-003	3/8	3/8	1-1/8	7/8	.03
406-005	1/2	1/2	1-1/4	1-1/8	.05
406-007	3/4	9/16	1-1/2	1-11/32	.07
406-010	1	11/16	1-13/16	1-5/8	.12
406-012	1-1/4	31/32	2-5/32	2	.20
406-015	1-1/2	1-1/16	2-11/32	2-1/4	.25
406-020	2	1-5/16	2-11/16	2-3/4	.38
406-025	2-1/2	1-1/2	3-1/4	3-11/32	.73
406-030	3	1-27/32	3-23/32	4	1.03
406-040	4	2-13/32	4-13/32	5-1/32	1.73
406-045F	4-1/2	8-5/8	6-1/8	5-7/16	3.13
406-050	5	3-1/16	6-1/8	6-5/32	3.58
406-060	6	3-17/32	6-9/16	7-9/32	4.52
406-080	8	4-13/32	8-7/16	9-3/8	8.84
406-100	10	5-13/16	10-27/32	11-19/32	15.75
406-100F	10	9-13/16	15-1/16	11-1/2	17.40
406-120	12	7-1/16	13-9/16	14-1/4	27.98
406-120F	12	11-3/16	17-7/16	13-9/16	25.94
406-140	14	7-1/2	14-1/2	15-11/16	53.35
406-140F	14	13-3/16	20-3/16	14-7/8	47.26
406-160F	16	15-1/4	23-1/4	17	69.70
406-180F	18	17-5/16	26-5/16	19-1/8	104.20
406-200F	20	19-13/16	29-13/16	22-1/16	131.93
406-240F	24	23-7/16	35-7/16	25-3/8	216.00



**Schedule 40 Fittings & Accessories Technical Information**  
**Schedule 40 Fittings Dimensions & Information**

**REDUCING 90° ELBOW**

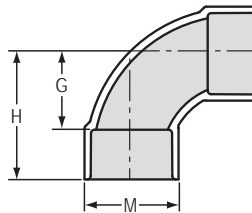
Socket x Socket



Part Number	Size	G	G1	H	H1	M	M1	Approx. Wt. (Lbs.)
406-053	3/8x1/2	7/16	15/32	1-11/16	1-15/16	1-1/8	29/32	.06
406-101	3/4x1/2	1/2	19/32	1-1/2	1-11/32	1-5/16	1-3/32	.06
D406-101	3/4x1/2	1/2	11/16	1-1/2	1-15/16	1-5/16	1-1/8	.08
406-130	1x1/2	9/16	1-1/16	1-11/16	1-13/16	1-5/8	1-1/8	.08
D406-130	1x1/2	9/16	19/32	1-11/16	1-27/32	1-5/8	1-3/32	.13
406-131	1x3/4	21/32	23/32	1-25/32	1-23/32	1-19/32	1-5/16	.12
406-166	1-1/4x1/2	9/16	1	1-13/16	1-3/4	2	1-3/32	.11
D406-166	1-1/4x1/2	9/16	1	1-25/32	2-1/4	2	1-3/32	.14
406-167	1-1/4x3/4	23/32	1	1-31/32	1-15/16	2	1-5/16	.13
406-168	1-1/4x1	11/16	7/8	1-15/16	2	2	1-21/32	.16
406-209	1-1/2x1/2	17/32	1-1/8	1-27/32	1-7/8	2-7/32	1-3/32	.16
406-211	1-1/2x1	13/16	1-3/32	2-1/8	2-5/32	2-1/4	1-5/8	.20
406-212	1-1/2x1-1/4	31/32	1-3/32	2-9/32	2-11/32	2-7/32	1-31/32	.24
406-249	2x1	27/32	1-11/32	2-7/32	2-15/32	2-23/32	1-19/32	.26
406-250	2x1-1/4	1	1-3/8	2-3/8	2-19/32	2-3/4	2	.30
406-251	2x1-1/2	1-1/8	1-5/16	2-15/32	2-9/16	2-3/4	2-1/4	.32
406-251N	2x1-1/2(2)	1-1/16	1-21/32	2-7/16	2-15/16	2-3/4	2-3/8	.43
406-292	2-1/2x2	1-1/4	1-1/2	3	2-7/8	3-11/32	2-23/32	.56
406-292N	2-1/2x2(2-1/2)	1-1/4	2-9/32	3	3-3/16	3-5/16	2-7/8	.71

**90° SWEEP ELBOW**

Socket x Socket



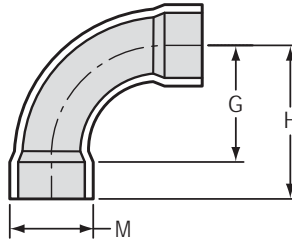
Part Number	Size	G	H	M	Approx. Wt. (Lbs.)
406-005S	1/2	27/32	1-23/32	1-3/16	.08
406-007S	3/4	1-1/32	2-1/32	1-13/32	.12
406-010S	1	1-5/16	2-7/16	1-23/32	.20
406-012S	1-1/4	1-9/16	2-13/16	2-3/32	.30
406-015S	1-1/2	1-3/4	3-5/32	2-11/32	.36
406-020S	2	2-9/32	3-11/16	2-3/4	.46
406-025S	2-1/2	3-3/16	4-31/32	3-11/32	.88
406-030S	3	3-1/32	4-15/16	4	1.25

**Schedule 40 Fittings & Accessories Technical Information**  
**Schedule 40 Fittings Dimensions & Information**



**LONG SWEEP ELBOW**

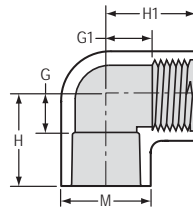
Socket x Socket



Part Number	Size	G	H	M	Approx. Wt. (Lbs.)
406-025LSF	2-1/2	5-7/16	7-7/16	3-1/4	1.26
406-030LSF	3	6-3/8	8-5/8	3-15/16	1.87
406-040LSF	4	8-3/8	10-5/8	5	2.69
406-060LSF	6	13	16-1/4	7-3/16	6.92
406-080LSF	8	22-7/16	26-11/16	9-1/4	19.43

**90° ELBOW**

Socket x Fipt

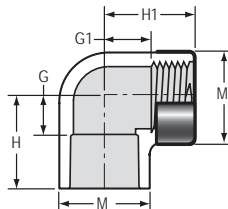


Part Number	Size	G	G1	H	H1	M	Approx. Wt. (Lbs.)
407-005	1/2	1/2	1/2	1-1/4	1-1/4	1-3/32	.06
407-007	3/4	9/16	9/16	1-9/16	1-9/32	1-5/16	.08
407-010	1	11/16	21/32	1-13/16	1-9/16	1-5/8	.14
407-012	1-1/4	7/8	1-5/32	2-1/8	2-1/32	2-1/16	.26
407-015	1-1/2	1	1-1/16	2-5/16	2	2-1/4	.25
407-020	2	1-3/16	1-9/32	2-11/32	2-11/32	2-11/32	.47
407-025	2-1/2	1-1/2	1-1/2	3-1/2	3-1/16	3-5/16	.94
407-030	3	1-13/16	1-31/32	3-11/16	3-21/32	4	1.14
407-040	4	2-5/16	2-15/32	4-5/16	3-15/16	5-1/16	1.85

**SPECIAL REINFORCED**

**90° ELBOW**

Socket x SR Fipt



Part Number	Size	G	G1	H	H1	M	M1	Approx. Wt. (Lbs.)
407-005SR	1/2	1/2	9/16	1-1/4	1-9/32	1-3/32	1-7/32	.07
407-007SR	3/4	9/16	21/32	1-13/32	1-13/32	1-3/8	1-13/32	.11
407-010SR	1	19/32	13/16	1-23/32	1-23/32	1-11/16	1-23/32	.20
407-012SR	1-1/4	7/8	1-5/32	2-1/8	2-1/32	2-1/16	2-1/16	.28

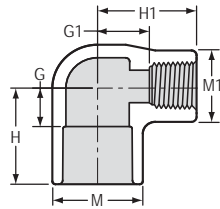




**Schedule 40 Fittings & Accessories Technical Information**  
**Schedule 40 Fittings Dimensions & Information**

**REDUCING 90° ELBOW**

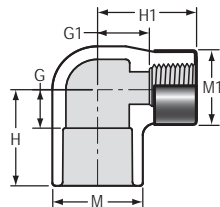
Socket x Fipt



Part Number	Size	G	G1	H	H1	M	M1	Approx. Wt. (Lbs.)
407-053	3/8x1/2	17/32	17/32	1-9/32	1-9/32	7/8	1-3/32	.04
407-074	1/2x3/4	21/32	9/16	1-13/32	1-11/32	1-5/16	1-3/32	.07
407-101	3/4x1/2	9/16	5/8	1-1/2	1-3/8	1-5/16	1-3/32	.07
407-130	1x1/2	7/16	11/16	1-9/16	1-7/16	1-5/8	1-3/32	.10
407-131	1x3/4	11/16	7/8	1-13/16	1-5/8	1-5/8	1-5/16	.11
407-168	1-1/4x1	1	1-1/32	2-1/4	2	2	1-5/8	.19
407-211	1-1/2x1	13/16	1-1/8	2-3/32	2	2-1/4	1-11/16	.23
407-212	1-1/2x1-1/4	15/16	1-1/4	2-1/4	2-7/32	2-3/16	1-15/16	.24
407-249	2x1	13/16	1-9/16	2-5/16	2-3/8	2-3/4	1-11/16	.31
407-250	2x1-1/4	1	1-1/4	2-3/8	2-7/32	2-3/4	2	.31
407-251	2x1-1/2	1-1/8	1-9/16	2-1/2	2-1/2	2-23/32	2-13/32	.42

**SPECIAL REINFORCED REDUCING 90° ELBOW**

Socket x SR Fipt



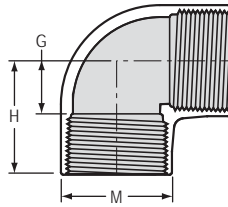
Part Number	Size	G	G1	H	H1	M	M1	Approx. Wt. (Lbs.)
407-211SR	1-1/2x1	13/16	1-1/8	2-3/32	2	2-1/4	21-11/16	.24
407-249SR	2x1	1-3/16	1-9/16	2-5/16	2-3/8	2-3/4	1-1/16	.33
407-251SR	2x1-1/2	1-1/8	1-19/32	2-1/2	2-17/32	2-23/32	2-7/16	.45

**Schedule 40 Fittings & Accessories Technical Information**  
**Schedule 40 Fittings Dimensions & Information**



**90° ELBOW**

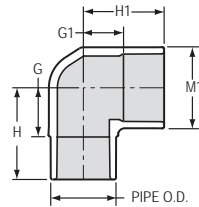
Fipt x Fipt



Part Number	Size	G	H	M	Approx. Wt. (Lbs.)
408-005	1/2	1/2	1-7/32	1-3/32	.06
408-007	3/4	1/2	1-1/4	1-5/16	.09
408-010	1	5/8	1-17/32	1-5/8	.16
408-012	1-1/4	1	2	1-31/32	.26
408-015	1-1/2	1-1/8	2-5/32	2-1/4	.35
408-020	2	1-5/16	2-11/32	2-3/4	.50

**90° STREET ELBOW**

Spigot x Socket



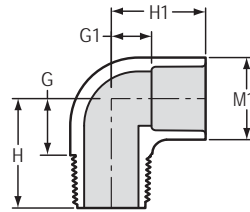
Part Number	Size	G	G1	H	H1	M1	Approx. Wt. (Lbs.)
409-005	1/2	3/4	15/32	15/32	1-1/4	1-3/32	.04
409-007	3/4	27/32	17/32	1-27/32	1-17/32	1-11/32	.08
409-010	1	1	23/32	2-1/8	1-13/16	1-5/8	.12
409-012	1-1/4	1-3/16	13/16	2-15/32	2-1/16	1-31/32	.19
409-015	1-1/2	1-11/32	1-1/16	2-5/8	2-3/8	2-1/4	.25
409-020	2	1-19/32	1-1/4	3	2-5/8	2-23/32	.36
409-025	2-1/2	1-15/16	1-15/32	3-11/16	3-1/4	3-11/32	.76
409-030	3	2-9/32	1-13/16	4-5/32	3-11/16	4	1.09
409-040	4	2-29/32	2-5/16	4-15/16	4-11/32	5-1/16	1.86
409-050	5	4-1/2	3	7-3/4	6	6-1/8	4.36
409-060	6	5-1/16	3-9/16	8-5/16	6-9/16	7-1/4	5.95
409-080	8	6-3/8	4-15/32	10-9/16	8-1/2	9-5/16	10.37
409-080F	8	7-1/2	7-1/2	11-3/4	11-3/4	9-1/4	10.02
409-100F	10	9-9/16	9-9/16	14-13/16	14-13/16	11-1/2	18.20
409-140F	14	12-15/16	12-15/16	19-15/16	19-15/16	14-7/8	39.38
409-160F	16	19-1/4	15-1/4	28-1/4	23-1/4	17	75.48
409-180F	18	21-13/16	17-5/16	31-13/16	26-5/16	19-1/8	115.96
409-200F	20	25-3/4	18-3/4	34-3/4	28-3/4	21-3/16	151.63
409-240F	24	29-7/16	23-7/16	42-7/16	35-7/16	25-3/8	152.12



**Schedule 40 Fittings & Accessories Technical Information**  
**Schedule 40 Fittings Dimensions & Information**

**90° STREET ELBOW**

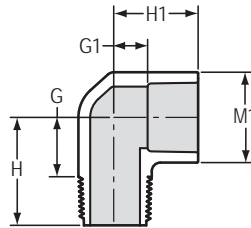
Mipt x Socket



Part Number	Size	G	G1	H	H1	M1	Approx. Wt. (Lbs.)
410-005	1/2	21/32	3/8	1-11/32	1-5/32	1-3/32	.04
410-007	3/4	27/32	15/32	1-17/32	1-15/32	1-5/16	.08
410-010	1	1-1/32	11/16	1-29/32	1-13/16	1-5/8	.13
410-012	1-1/4	1-3/16	3/4	2-3/32	2	2	.18
410-015	1-1/2	1-13/32	1	2-13/32	2-5/16	2-7/32	.40
410-020	2	1-5/8	1-11/32	2-9/16	2-23/32	2-23/32	.41
410-030	3	2-11/16	1-27/32	3-31/32	3-23/32	4	1.22

**REDUCING 90° STREET ELBOW**

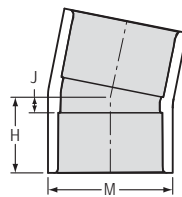
Mipt x Socket



Part Number	Size	G	G1	H	H1	M1	Approx. Wt. (Lbs.)
410-101	3/4x1/2	23/32	13/32	1-7/16	1-1/4	1-3/32	.06
410-102	3/4x1	3/4	1/2	1-3/4	1-11/32	1-5/8	.09

**11-1/4° ELBOW**

Socket x Socket



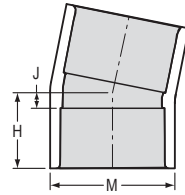
Part Number	Size	H	J	M	Approx. Wt. (Lbs.)
411-005F	1/2	1-5/16	5/16	1-1/16	.05
411-007F	3/4	1-5/16	5/16	1-1/4	.07
411-010F	1	1-9/16	5/16	1-9/16	.10
411-012F	1-1/4	2	1/2	1-5/16	.21
411-015	1-1/2	1-19/32	7/32	2-3/8	.24

Schedule 40 Fittings & Accessories Technical Information  
**Schedule 40 Fittings Dimensions & Information**



**11-1/4° ELBOW** (continued)

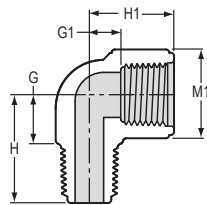
Socket x Socket



Part Number	Size	H	J	M	Approx. Wt. (Lbs.)
411-015F	1-1/2	2	1/2	2-3/16	.21
411-020	2	1-3/4	1/4	2-13/16	.33
411-025F	2-1/2	2-11/16	11/16	3-1/4	.57
411-030	3	1-7/8	5/16	4-1/8	.88
411-040	4	2-21/32	13/32	5-1/4	1.51
411-045F	4-1/2	3-1/4	3/4	5-7/16	1.32
411-050F	5	3-13/16	13/16	6-1/16	2.18
411-060F	6	4-1/4	1	7-3/16	2.75
411-080F	8	5-5/16	1-1/16	9-1/4	5.29
411-100F	10	6-11/16	1-7/16	11-1/2	9.42
411-120F	12	7-31/32	1-23/32	13-5/8	14.08
411-140F	14	8-3/4	1-3/4	14-7/8	18.71
411-160F	16	10-1/4	2-1/4	17	28.40
411-180F	18	12	3-1/8	19-1/8	45.02
411-200F	20	13-3/8	3-3/8	21-3/16	57.11
411-240F	24	15-1/8	4-1/8	25-1/2	90.42

**90° STREET ELBOW**

Mipt x Fipt



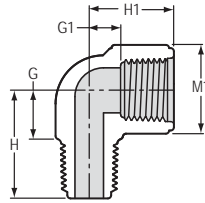
Part Number	Size	G	G1	H	H1	M1	Approx. Wt. (Lbs.)
							PVC
412-005	1/2	23/32	11/32	1-13/32	1-1/16	1-1/8	.05
412-007	3/4	13/16	7/16	1-17/32	1-3/16	1-11/32	.07
412-010	1	15/16	9/16	1-25/32	1-7/16	1-5/8	.13
412-012	1-1/4	1-7/32	7/8	2-7/32	1-7/8	1-31/32	.19
412-015	1-1/2	1-5/16	1	2-11/32	2-1/32	2-7/32	.25
412-020	2	1-19/32	1-1/4	2-3/4	2-5/16	2-23/32	.39
412-030	3	2-25/32	1-7/8	4-15/32	3	4-3/4	1.50



**Schedule 40 Fittings & Accessories Technical Information**  
**Schedule 40 Fittings Dimensions & Information**

**90° STREET ELBOW**

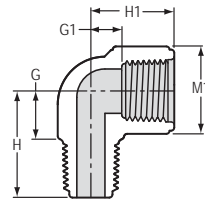
Mipt x Fipt



Part Number	Size	G	G1	H	H1	M1	Approx. Wt. (Lbs.)
							HDPE
M412-005	1/2	23/32	11/32	1-13/32	1-1/16	1-1/8	.04
M412-007	3/4	13/16	7/16	1-17/32	1-3/16	1-11/32	.04
M412-010	1	15/16	9/16	1-25/32	1-7/16	1-5/8	.08
M412-012	1-1/4	1-7/32	7/8	2-7/32	1-7/8	1-31/32	.15
M412-015	1-1/2	1-11/32	1-1/16	2-11/32	2-1/8	2-13/32	.20

**90° STREET ELBOW (Short Pattern)**

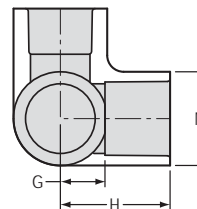
Mipt x Fipt



Part Number - HDPE	Size	G	G1	H	H1	M1	Approx. Wt. (Lbs.)
MS412-005	1/2	21/32	5/16	1-3/16	31/32	1-1/16	.02
MS412-007	3/4	3/4	7/16	1-5/16	1-3/32	1-9/32	.03
MS412-010	1	7/8	9/16	1-9/16	1-3/8	1-9/16	.06
MS412-101	3/4x1/2	21/32	1/2	1-7/32	1-1/8	1	.03

**SIDE OUTLET ELBOW**

Socket x Socket x Socket



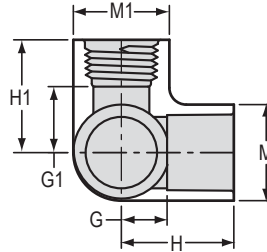
Part Number	Size	G	H	M	Approx. Wt. (Lbs.)
413-005	1/2	1/2	1-1/4	1-3/32	.06
413-007	3/4	9/16	1-9/16	1-5/16	.10
413-010	1	3/16	1-7/8	1-5/8	.17
413-015	1-1/2	1-1/32	2-11/32	2-1/4	.32
413-020	2	1-5/16	2-5/8	2-3/4	.47

Schedule 40 Fittings & Accessories Technical Information  
**Schedule 40 Fittings Dimensions & Information**



**SIDE OUTLET ELBOW**

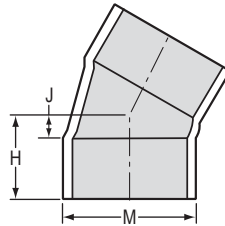
Socket x Socket x Fipt



Part Number	Size	G	G1	H	H1	M	M1	Approx. Wt. (Lbs.)
414-005	1/2	1/2	1/2	1-1/4	1-1/4	1-3/32	1-3/32	.07
414-007	3/4	9/16	5/8	1-9/16	1-7/16	1-9/32	1-9/32	.10
414-101	3/4x3/4x1/2	9/16	21/32	1-9/16	1-13/32	1-5/16	1-1/16	.09
414-130	1x1x1/2	11/16	13/16	1-13/16	1-9/16	1-5/8	1-1/16	.14

**30° ELBOW**

Socket x Socket



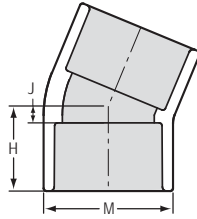
Part Number	Size	H	J	M	Approx. Wt. (Lbs.)
415-005F	1/2	1-3/8	3/8	1-1/16	0.04
415-007F	3/4	1-7/16	7/16	1-1/4	0.07
415-010F	1	1-3/4	1/2	1-9/16	0.12
415-012F	1-1/4	2-1/8	5/8	1-15/16	0.17
415-015F	1-1/2	2-3/16	11/16	2-3/16	0.19
415-020F	2	2-1/2	3/4	2-11/16	0.34
415-025F	2-1/2	2-15/16	15/16	3-1/4	0.62
415-030F	3	3-5/16	1-1/16	3-15/16	0.93
415-040F	4	3-7/16	1-3/16	5	1.39
415-045F	4-1/2	3-3/4	1-1/4	5-7/16	1.48
415-050F	5	4-5/16	1-5/16	6-1/16	2.27
415-060F	6	4-7/8	1-5/8	7-3/16	3.25
415-080F	8	6-1/8	1-7/8	9-1/4	5.40
415-100F	10	7-11/16	2-7/16	11-1/2	10.67
415-120F	12	9-5/16	2-9/16	13-1/2	16.56
415-140F	14	9-3/4	2-3/4	14-7/8	20.68
415-160F	16	11-7/8	3-7/8	17	32.27
415-180F	18	13-1/2	4-1/2	19-1/8	48.74
415-200F	20	15-1/4	5-1/4	21-1/4	63.01
415-240F	24	17	6	25-1/2	104.12



**Schedule 40 Fittings & Accessories Technical Information**  
**Schedule 40 Fittings Dimensions & Information**

**22-1/2° ELBOW**

Socket x Socket



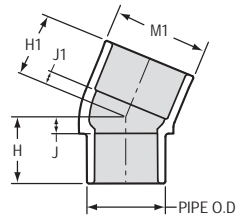
Part Number	Size	H	J	M	Approx. Wt. (Lbs.)
416-005	1/2	1-1/16	3/16	1-5/32	.06
416-007	3/4	1-3/16	3/16	1-7/16	.09
416-010	1	1-3/8	9/32	1-23/32	.13
416-012	1-1/4	1-1/2	11/32	2-3/32	.21
416-015	1-1/2	1-11/32	11/32	2-11/32	.26
416-020	2	1-23/32	3/8	2-25/32	.24
416-025	2-1/2	2-1/4	1/2	3-1/2	.69
416-025F	2-1/2	2-13/16	13/16	3-1/4	.63
416-030	3	2-13/32	9/16	4-5/32	.83
416-040	4	2-27/32	19/32	5-3/16	1.69
416-045F	4-1/2	3-9/16	1-1/16	5-7/16	1.59
416-050F	5	4-1/8	1-1/8	6-1/16	2.27
416-060	6	4-9/16	1-9/32	7-3/16	4.39
416-060F	6	4-5/8	1-3/8	7-3/16	3.25
416-080	8	5-7/8	1-3/4	9-3/4	8.38
416-080F	8	5-13/16	1-9/16	9-1/4	5.73
416-100F	10	7-7/16	2-3/16	11-1/2	10.04
416-120F	12	8-1/2	2-1/4	13-9/16	15.74
416-140F	14	9-1/2	2-1/2	15	19.69
416-160F	16	11-1/4	3-1/4	17	30.98
416-180F	18	13-1/2	4-1/2	19-3/16	45.38
416-200F	20	14-1/2	4-1/2	21-3/16	59.07
416-240F	24	16-1/8	5-1/8	25-1/2	98.64

**Schedule 40 Fittings & Accessories Technical Information**  
**Schedule 40 Fittings Dimensions & Information**



**22-1/2° STREET ELBOW**

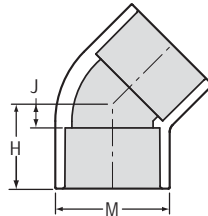
Spigot x Socket



Part Number	Size	H	H1	J	J1	M1	Approx. Wt. (Lbs.)
442-005	1/2	1-1/16	1	1/4	1/4	1-5/32	.05
442-010	1	1-15/32	1-3/8	11/32	9/32	1-11/16	.13
442-012	1-1/4	1-1/2	1-3/8	3/16	1-11/16	2-1/16	.20
442-015	1-1/2	1-21/32	1-7/8	9/32	1/2	2-3/8	.26
442-020	2	2	1-29/32	15/32	13/32	2-7/8	.40
442-025	2-1/2	2-7/32	2-7/32	15/32	15/32	3-1/2	.66
442-025F	2-1/2	4-9/16	1-13/16	13/16	3/16	3-1/4	.81
442-030	3	2-1/2	2-5/16	21/32	7/16	4-5/32	.95
442-040	4	4-3/8	2-7/8	1-7/8	5/8	5-1/4	2.14
442-060	6	5-11/16	3-15/16	2-3/8	7/8	7-5/8	5.87
442-080	8	7-3/8	5-1/8	3-1/8	1-1/8	9-3/4	11.34
442-100F	10	9-9/16	4-7/16	3-9/16	13/16	11-1/2	10.04
442-120F	12	10-3/8	5-15/16	3-5/8	15/16	13-19/16	15.74

**45° ELBOW**

Socket x Socket



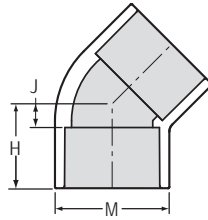
Part Number	Size	H	J	M	Approx. Wt. (Lbs.)
417-005	1/2	1	1/4	1-3/32	.04
417-007	3/4	1-3/8	7/16	1-5/16	.07
417-010	1	1-1/2	15/32	1-21/32	.11
417-012	1-1/4	1-19/32	3/8	1-31/32	.15
417-015	1-1/2	1-29/32	19/32	2-1/4	.22
417-020	2	2-1/16	11/16	2-3/4	.31
417-025	2-1/2	2-7/16	11/16	3-3/8	.57
417-030	3	2-27/32	27/32	4	.84
417-040	4	3-3/32	1-3/32	5-1/32	1.22
417-045F	4-1/2	4-3/16	1-11/16	5-7/16	1.59
417-050	5	4-3/8	1-3/8	6-5/32	2.47
417-060	6	4-3/4	1-23/32	7-9/32	3.61
417-080	8	6	2	9-3/8	6.58
417-100	10	7-5/8	2-19/32	12-1/8	18.99





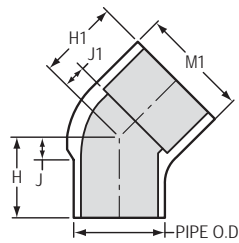
**Schedule 40 Fittings & Accessories Technical Information**  
**Schedule 40 Fittings Dimensions & Information**

**45° ELBOW** (continued)  
 Socket x Socket



Part Number	Size	H	J	M	Approx. Wt. (Lbs.)
417-120	12	9-1/16	3-3/16	15-3/8	32.01
417-120F	12	10	3-3/4	13-1/2	17.39
417-140	14	10-5/16	3-5/16	15-5/8	40.10
417-140F	14	10-7/8	3-7/8	14-7/8	24.61
417-160F	16	12-1/2	4-1/2	17	34.85
417-180F	18	14-7/8	5-7/8	19-1/8	52.10
417-200F	20	16-1/2	6-1/2	21-3/16	68.92
417-240F	24	19-15/16	7-15/16	25-3/8	112.34

**45° STREET ELBOW**  
 Spigot x Socket



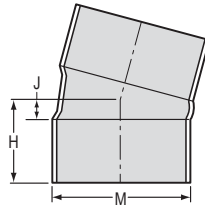
Part Number	Size	H	H1	J	J1	M1	Approx. Wt. (Lbs.)
427-005	1/2	1-9/32	1-9/32	11/32	13/32	1-3/16	.06
427-007	3/4	1-1/2	1-17/32	7/16	17/32	1-13/32	.09
427-010	1	1-9/16	1-3/8	5/8	5/16	1-5/8	.10
427-012	1-1/4	1-25/32	1-29/32	1/2	21/32	2-3/32	.22
427-015	1-1/2	2-1/32	1-3/4	11/16	7/16	2-1/4	.20
427-020	2	2	2	5/8	5/8	2-23/32	.30
427-025	2-1/2	2-5/8	2-5/8	3/4	7/8	3-11/32	.59
427-030	3	2-31/32	3-1/32	1	1-7/32	4-5/32	1.19
427-040	4	3-29/32	3-5/16	1-1/32	1-1/16	5-1/4	2.14
427-050	5	6-1/8	4-3/8	2-7/8	1-3/8	6-1/16	3.49
427-060	6	5-1/4	6-1/4	1-3/4	3	7-5/8	6.16
427-080	8	6-5/8	5-31/32	2-19/32	1-3/4	9-3/4	10.60

Schedule 40 Fittings & Accessories Technical Information  
**Schedule 40 Fittings Dimensions & Information**



**15° ELBOW**

Socket x Socket

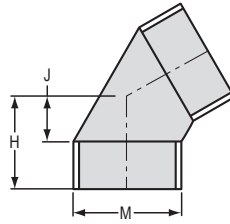


Part Number	Size	H	J	M	Approx. Wt. (Lbs.)
418-005F	1/2	1-5/16	5/16	1-1/16	.05
418-007F	3/4	1-5/16	5/16	1-1/4	.07
418-010F	1	1-5/8	3/8	1-9/16	.11
418-012F	1-1/4	2	1/2	1-15/16	.14
418-015F	1-1/2	2	1/2	2-3/16	.20
418-020F	2	2-5/16	9/16	2-11/16	.34
418-025F	2-1/2	2-3/4	3/4	3-1/4	.57
418-030F	3	3	3/4	3-15/16	.82
418-040F	4	3	13/16	5	1.39
418-045F	4-1/2	3-3/8	7/8	5-7/16	1.36
418-050F	5	3-7/8	7/8	6-1/16	1.88
418-060F	6	4-3/8	1-1/8	7-3/16	2.95
418-080F	8	5-1/2	1-1/4	9-1/4	5.29
418-100F	10	6-7/8	1-5/8	11-1/2	9.42
418-120F	12	8-1/4	2	13-9/16	14.91
418-140F	14	9-1/8	2-1/8	15	19.69
418-160F	16	10-5/8	2-5/8	17	29.69
418-180F	18	12-1/4	3-1/4	19-1/8	43.70
418-200F	20	13-5/8	3-5/8	21-1/4	57.11
418-240F	24	14-7/8	3-7/8	25-1/2	90.42



**Schedule 40 Fittings & Accessories Technical Information**  
**Schedule 40 Fittings Dimensions & Information**

**60° ELBOW**  
 Socket x Socket



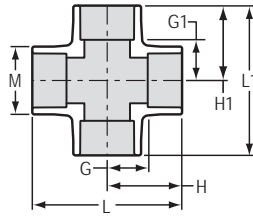
Part Number	Size	H	J	M	Approx. Wt. (Lbs.)
424-005F	1/2	1-5/8	5/8	1-1/16	.13
424-007F	3/4	1-11/16	11/16	1-1/4	.07
424-010F	1	2	3/4	1-9/16	.17
424-012F	1-1/4	2-1/2	1	1-15/16	.38
424-015F	1-1/2	2-9/16	1-1/16	2-3/16	.27
424-020F	2	2-15/16	1-3/16	2-11/16	.59
424-025F	2-1/2	3-1/2	1-1/2	3-1/4	1.38
424-030F	3	3-5/8	1-3/8	3-15/16	1.70
424-040F	4	4-1/4	2	5	1.52
424-045F	4-1/2	4-5/8	2-1/8	5-7/16	2.96
424-050F	5	5-5/16	2-5/16	6-1/16	2.42
424-060F	6	6-1/16	2-13/16	7-3/16	6.20
424-080F	8	7-5/8	3-3/8	9-1/4	11.89
424-100F	10	9-9/16	4-5/16	11-1/2	20.09
424-120F	12	11	4-3/4	13-9/16	31.47
424-140F	14	17-1/2	10-1/2	15	42.32
424-160F	16	20-1/4	12-1/4	17	36.39
424-180F	18	22-7/8	13-7/8	19-3/16	94.11
424-200F	20	26-1/4	16-1/4	21-1/4	122.09
424-240F	24	31	20	25-1/2	199.58

**Schedule 40 Fittings & Accessories Technical Information**  
**Schedule 40 Fittings Dimensions & Information**



**CROSS**

Socket x Socket x Socket x Socket



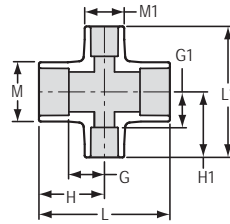
Part Number	Size	G	G1	H	H1	L	L1	M	Approx. Wt. (Lbs.)
420-005	1/2	17/32	17/32	1-9/32	1-9/32	2-17/32	2-17/32	1-3/32	.07
420-007	3/4	9/16	9/16	1-9/16	1-9/16	3-1/8	3-1/8	1-5/16	.12
420-010	1	13/16	13/16	1-15/16	1-15/16	3-7/8	3-7/8	1-5/8	.25
420-012	1-1/4	1-3/32	1-3/32	2-11/32	2-11/32	4-23/32	4-23/32	2-1/16	.43
420-015	1-1/2	1-1/4	1-1/4	2-19/32	2-19/32	5-5/32	5-5/32	2-5/16	.54
420-020	2	1-17/32	1-17/32	2-29/32	2-29/32	5-27/32	5-27/32	2-13/16	.78
420-025	2-1/2	1-21/32	1-21/32	3-21/32	3-21/32	7-11/32	7-11/32	3-3/8	1.61
420-030	3	2-1/16	2-1/16	3-15/16	3-15/16	7-29/32	7-29/32	4-1/32	1.74
420-040	4	2-1/2	2-1/2	4-1/2	4-1/2	9-1/32	9-1/32	5-1/32	3.22
420-050F	5	6	6	9	9	18	18	6-1/16	13.68
420-060F	6	6-3/16	6-3/16	9-7/16	9-7/16	18-7/8	18-7/8	7-3/16	12.36
420-080F	8	8-9/16	8-9/16	12-13/16	12-13/16	25-5/8	25-5/8	9-1/4	26.10
420-100F	10	9-7/8	9-3/8	15-1/8	14-5/8	30-1/4	29-1/4	11-1/2	43.81
420-120F	12	10-3/4	10-3/16	17	16-7/16	34	32-7/8	13-9/16	66.22
420-140F	14	11-1/4	11	18-3/8	18	36-3/4	36	14-7/8	84.87
420-160F	16	15	12-7/8	23	20-7/8	46	41-3/4	17	128.99
420-180F	18	15-7/8	13-3/8	24-7/8	22-3/8	49-3/4	44-3/4	19-1/8	176.46
420-200F	20	18-1/4	15-1/2	28-1/4	25-1/2	56-1/2	51	21-3/16	153.70
420-240F	24	21-1/8	17-1/2	33-1/8	29-1/2	66-1/4	59	25-3/8	253.36



**Schedule 40 Fittings & Accessories Technical Information**  
**Schedule 40 Fittings Dimensions & Information**

**REDUCING CROSS**

Socket x Socket x Socket x Socket



Part Number	Size	G	G1	H	H1	L	L1	M	M1	Approx. Wt. (Lbs.)
420-101 <sup>1</sup>	3/4x3/4x1/2x1/2	1-7/16	1-1/16	1-9/16	1-13/16	3-1/8	3-5/8	1-5/16	1-5/16	.17
420-131	1x1x3/4x3/4	23/32	5/8	1-5/8	1-5/8	3-1/4	3-1/4	1-7/8	1-17/32	.30
420-167 <sup>1</sup>	1-1/4x1-1/4x3/4x3/4	1-1/8	1-21/32	2-11/32	2-21/32	4-11/16	5-5/16	2-1/32	2-1/32	.71
420-168 <sup>1</sup>	1-1/4x1-1/4x1x1	1-3/32	1-9/16	2-11/32	2-5/8	4-23/32	5-7/32	2-1/16	2-1/16	.56
420-248	2x2x3/4x3/4	11/16	1-7/16	2-7/32	2-7/16	4-13/32	4-7/8	2-29/32	1-13/32	.55
420-249	2x2x1x1	13/16	1-3/8	2-3/16	2-1/2	4-3/8	5	2-3/4	1-5/8	.39
420-250 <sup>1</sup>	2x2x1-1/4x1-1/4	1-9/16	2-1/16	2-15/16	3-15/16	5-27/32	6-5/8	2-13/16	2-13/16	1.34
420-251 <sup>1</sup>	2x2x1-1/2x1-1/2	1-17/32	1-25/32	2-29/32	3-1/8	5-13/16	6-1/4	2-25/32	2-25/32	1.18
420-288 <sup>1</sup>	2-1/2x2-1/2x3/4x3/4	1-21/32	3-3/32	3-21/32	4-3/32	7-11/32	8-7/32	3-3/8	3-3/8	2.33
420-289	2-1/2x2-1/2x1x1	7/8	1-23/32	2-11/16	2-7/8	5-11/32	5-3/4	3-1/2	1-3/4	.97
420-335 <sup>1</sup>	3x3x1x1	1-15/16	3-1/4	3-15/16	4-3/8	7-7/8	8-3/4	4	4	3.12
420-336 <sup>1</sup>	3x3x1-1/4x1-1/4	2	3-1/8	3-15/16	4-3/8	7-7/8	8-3/4	4	4	3.11
420-337 <sup>1</sup>	3x3x1-1/2x1-1/2	1-31/32	3-1/16	3-31/32	4-3/8	7-15/16	8-23/32	4-1/32	4-1/32	3.14
420-338 <sup>1</sup>	3x3x2x2	2-1/16	2-5/8	3-31/32	4-9/32	7-29/32	8-9/16	4-1/32	4-1/32	2.72
420-339 <sup>1</sup>	3x3x2-1/2x2-1/2	1-15/16	2-11/32	3-15/16	4-11/32	7-7/8	8-11/16	4	4	2.97
420-420 <sup>1</sup>	4x4x2x2	2-1/2	3-17/32	4-1/2	4-29/32	9-1/32	9-13/16	5-1/32	5-1/4	4.99
420-420F	4x4x2x2	4-1/2	4-1/4	6-3/4	6	13-1/2	12	5-1/16	2-11/16	3.37
420-421 <sup>1</sup>	4x4x2-1/2x2-1/2	2-1/2	2-15/16	4-1/2	4-15/16	9	9-7/8	5	5	5.08
420-422 <sup>1</sup>	4x4x3x3	2-1/2	2-15/16	4-1/2	4-15/16	9	9-7/8	5	5	4.90
420-528F	6x6x2x2	5-1/8	5-5/16	8-3/8	7-1/16	16-3/4	14-1/8	7-3/16	2-11/16	7.71
420-529F	6x6x2-1/2x2-1/2	5-3/8	5-13/16	8-5/8	7-13/16	17-1/4	15-5/8	7-3/16	3-1/4	9.21
420-530F	6x6x3x3	5-7/8	6-1/16	9-1/8	8-5/16	18-1/4	16-5/8	7-3/16	3-15/16	9.21
420-532F	6x6x4x4	6-1/2	6-3/8	9-3/4	8-5/8	19-1/2	17-1/4	7-3/16	5	10.35
420-578F	8x8x2x2	5-5/16	6-1/4	9-9/16	8	19-1/8	16	9-1/4	2-11/16	11.23
420-580F	8x8x3x3	5-11/16	7	9-15/16	9-1/4	19-7/8	18-1/2	9-1/4	3-15/16	14.45
420-582F	8x8x4x4	6-5/16	7-5/16	10-9/16	9-9/16	21-1/8	19-1/8	9-1/4	5	16.52
420-585F	8x8x6x6	7-5/16	7-3/8	11-9/16	10-5/8	23-1/8	21-1/4	9-1/4	7-3/16	20.11
420-621F	10x10x2x2	4-7/8	7-1/4	10-1/8	9	20-1/4	18	11-1/2	2-11/16	16.08
420-622F	10x10x2-1/2	5-5/8	7-3/4	10-7/8	9-3/4	21-3/4	19-1/2	11-1/2	3-1/4	20.48
420-623F	10x10x3x3	5-3/8	8	10-5/8	10-1/4	21-1/4	20-1/2	11-1/2	3-15/16	22.78
420-624F	10x10x4x4	5-7/8	8-5/16	11-1/8	10-9/16	22-1/4	21-1/8	11-1/2	5	22.73
420-626F	10x10x6x6	6-7/8	8-3/8	12-1/8	11-5/8	24-1/4	23-1/4	11-1/2	7-3/16	30.13
420-628F	10x10x8x8	8-1/2	8-5/16	13-3/4	12-9/16	27-1/2	25-1/8	11-1/2	9-1/4	35.40
420-661F	12x12x2x2	5-1/4	8-1/4	11-1/2	10	23	20	13-9/16	2-11/16	29.47
420-662F	12x12x2-1/2x2-1/2	5-3/4	8-3/4	12	10-3/4	24	21-1/2	13-9/16	3-1/4	29.06

<sup>1</sup> Outlet sized with bushing

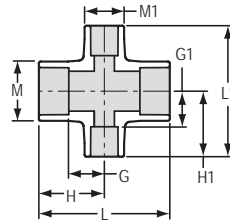
**Schedule 40 Fittings & Accessories Technical Information**  
**Schedule 40 Fittings Dimensions & Information**



**REDUCING CROSS**

Socket x Socket x Socket x Socket

(continued)



Part Number	Size	G	G1	H	H1	L	L1	M	M1	Approx. Wt. (Lbs.)
420-663F	12x12x3x3	5-3/4	9	12	11-1/4	24	22-1/2	13-9/16	3-15/16	34.47
420-664F	12x12x4x4	7	9-5/16	13-1/4	11-9/16	26-1/2	23-1/8	13-9/16	5	33.96
420-666F	12x12x6x6	8	9-3/8	14-1/4	12-5/8	28-1/2	25-1/4	13-9/16	7-3/16	39.69
420-668F	12x12x8x8	8-3/4	9-5/16	15	13-9/16	30	27-1/8	13-9/16	9-1/4	45.81
420-670F	12x12x10x10	10-1/4	10-3/8	16-1/2	15-5/8	33	31-1/4	13-9/16	11-1/2	53.90
420-691F	14x14x2x2	5-7/8	8-13/16	12-7/8	10-9/16	25-3/4	21-1/8	14-7/8	2-11/16	34.95
420-693F	14x14x3x3	6-1/2	9-9/16	13-1/2	11-13/16	27	23-5/8	14-7/8	3-15/16	38.68
420-694F	14x14x4x4	7-3/8	9-7/8	14-3/8	12-1/8	28-3/4	24-1/4	14-7/8	5	40.35
420-696F	14x14x6x6	7-7/8	9-15/16	14-7/8	13-3/16	29-3/4	26-3/8	14-7/8	7-3/16	46.98
420-698F	14x14x8x8	8-7/8	9-7/8	15-7/8	14-1/8	31-3/4	28-1/4	14-7/8	9-1/4	44.67
420-700F	14x14x10x10	10-3/8	10-15/16	17-3/8	16-3/16	34-3/4	32-3/8	14-7/8	11-1/2	44.43
420-702F	14x14x12x12	11-3/8	10-3/4	18-3/8	17	36-3/4	34	14-7/8	13-9/16	66.57
420-751F	16x16x2x2	6-3/8	9-3/4	14-3/8	11-1/2	28-3/4	23	17	2-11/16	50.82
420-753F	16x16x3x3	6-1/2	10-1/2	14-1/2	12-3/4	29	25-1/2	17	3-15/16	56.76
420-754F	16x16x4x4	8	10-13/16	16	13-1/16	32	26-1/8	17	5	62.49
420-756F	16x16x6x6	9	10-7/8	17	14-1/8	34	28-1/4	17	7-3/16	66.61
420-758F	16x16x8x8	10	10-13/16	18	15-1/16	36	30-1/8	17	9-1/4	77.97
420-760F	16x16x10x10	11	11-7/8	19	17-1/8	38	34-1/4	17	11-1/2	86.09
420-762F	16x16x12x12	12	11-11/16	20	17-15/16	40	35-7/8	17	13-9/16	91.41
420-764F	16x16x14x14	13	11-15/16	21	18-15/16	42	37-7/8	17	14-7/8	109.43
420-781F	18x18x2x2	6-1/4	10-11/16	15-1/4	12-7/16	30-1/2	24-7/8	19-1/8	2-11/16	66.00
420-783F	18x18x3x3	7-1/4	11-7/16	16-1/4	13-11/16	32-1/2	27-3/8	19-1/8	3-15/16	73.00
420-784F	18x18x4x4	7-3/4	11-3/4	16-3/4	14	33-1/2	28	19-1/8	5	76.00
420-786F	18x18x6x6	8-3/4	11-13/16	17-3/4	15-1/16	35-1/2	30-1/8	19-1/8	7-3/16	84.00
420-788F	18x18x8x8	9-3/4	11-3/4	18-3/4	16	37-1/2	32	19-1/8	9-1/4	93.50
420-790F	18x18x10x10	10-3/4	12-13/16	19-3/4	18-1/16	39-1/2	36-1/8	19-1/8	11-1/2	---
420-792F	18x18x12x12	11-3/4	12-5/8	20-3/4	18-7/8	41-1/2	37-3/4	19-1/8	13-9/16	111.65
420-794F	18x18x14x14	12-7/8	12-7/8	21-7/8	19-7/8	43-3/4	39-3/4	19-1/8	14-7/8	129.34
420-796F	18x18x16x16	13-7/8	13-13/16	22-7/8	21-13/16	45-3/4	43-5/8	19-1/8	17	145.80
420-811F	20x20x2x2	6-3/4	12-7/16	16-3/4	14-3/16	33-1/2	28-3/8	21-3/16	2-11/16	83.00
420-813F	20x20x3x3	7-1/4	12-7/16	17-1/4	14-11/16	34-1/2	29-3/8	21-3/16	3-15/16	92.00
420-814F	20x20x4x4	8-1/4	12-3/4	18-1/4	15	36-1/2	30	21-3/16	5	95.82
420-816F	20x20x6x6	19-1/4	12-13/16	19-1/4	16-1/16	38-1/2	32-1/8	21-3/16	7-3/16	105.00

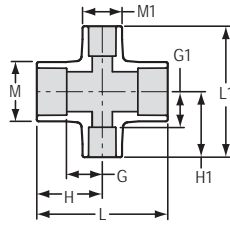


**Schedule 40 Fittings & Accessories Technical Information**  
**Schedule 40 Fittings Dimensions & Information**

**REDUCING CROSS**

**(continued)**

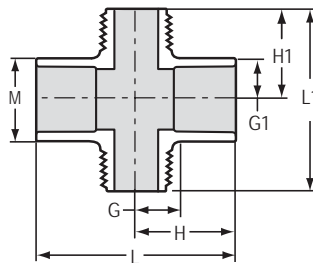
Socket x Socket x Socket x Socket



Part Number	Size	G	G1	H	H1	L	L1	M	M1	Approx. Wt. (Lbs.)
420-818F	20x20x8x8	10-1/4	12-3/4	20-1/4	17	40-1/2	34	21-3/16	9-1/4	115.00
420-820F	20x20x10x10	11-1/4	13-13/16	21-1/4	19-1/16	42-1/2	38-1/8	21-3/16	11-1/2	126.30
420-822F	20x20x12x12	12-1/4	13-5/8	22-1/4	19-7/8	44-1/2	39-3/4	21-3/16	13-9/16	140.46
420-824F	20x20x14x14	13-1/4	13-7/8	23-1/4	20-7/8	46-1/2	41-3/4	21-3/16	14-7/8	140.77
420-826F	20x20x16x16	14-1/4	14-13/16	24-1/4	22-13/16	48-1/2	45-5/8	21-3/16	17	165.34
420-828F	20x20x18x18	15-1/4	14-3/8	25-1/4	23-3/8	50-1/2	46-3/4	21-3/16	19-1/8	193.92
420-901F	24x24x2x2	8-1/8	14-5/16	20-1/8	16-1/16	40-1/4	32-1/8	25-3/8	2-11/16	156.00
420-903F	24x24x3x3	8-5/8	14-5/6	20-5/8	16-9/16	41-1/4	33-1/8	25-3/8	3-15/16	162.00
420-904F	24x24x4x4	9-1/8	14-5/8	21-1/8	16-7/8	42-1/4	33-3/4	25-3/8	5	167.00
420-906F	24x24x6x6	10-1/8	14-11/16	22-1/8	17-15/16	44-1/4	35-7/8	25-3/8	7-3/16	179.90
420-908F	24x24x8x8	11-1/8	14-5/8	23-1/8	18-7/8	46-1/4	37-3/4	25-3/8	9-1/4	193.00
420-910F	24x24x10x10	12-1/8	15-11/16	24-1/8	20-15/16	48-1/4	41-7/8	25-3/8	11-1/2	190.14
420-912F	24x24x12x12	13-1/8	15-1/2	25-1/8	21-3/4	50-1/4	43-1/2	25-3/8	13-9/16	205.85
420-914F	24x24x14x14	13-3/4	15-3/4	25-3/4	22-3/4	51-1/2	45-1/2	25-3/8	14-7/8	103.61
420-916F	24x24x16x16	14-3/4	16-11/16	26-3/4	24-11/16	53-1/2	49-3/8	25-3/8	17	243.82
420-918F	24x24x18x18	15-3/4	16-1/4	27-3/4	25-1/4	55-1/2	50-1/2	25-3/8	19-1/8	268.14
420-920F	24x24x20x20	16-3/4	17-3/8	28-3/4	27-3/8	57-1/2	54-3/4	25-3/8	21-3/16	292.79

**CROSS**

Socket x Mipt x Socket x Mipt



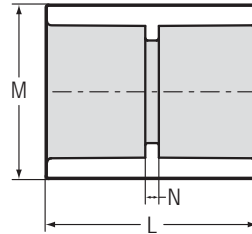
Part Number	Size	G	G1	H	H1	L	L1	M	Approx. Wt. (Lbs.)
421A-010	1x1x1x1	21/32	1-1/32	1-23/32	1-7/8	3-7/16	3-3/4	1-5/8	.19

Schedule 40 Fittings & Accessories Technical Information  
**Schedule 40 Fittings Dimensions & Information**



**COUPLING**

Socket x Socket



Part Number	Size	L	M	N	Approx. Wt. (Lbs.)
429-003	3/8	2-5/8	7/8	1/8	.03
429-005	1/2	1-19/32	1-3/32	3/32	.03
429-005N	1/2	1-5/8	1-1/16	3/32	.02
429-007	3/4	2-3/32	1-5/16	3/32	.05
429-007N	3/4	2-3/32	1-5/16	3/32	.05
429-010	1	2-1/8	1-19/32	1/8	.07
429-010N	1	2-11/32	1-21/32	3/32	.10
429-012	1-1/4	2-11/32	1-31/32	3/32	.11
429-015	1-1/2	2-5/8	2-7/32	1/16	.13
429-020	2	2-7/8	2-3/4	3/32	.21
429-025	2-1/2	3-3/4	3-5/16	3/16	.41
429-030	3	3-31/32	4	3/16	.57
429-040	4	4-1/4	5-1/32	3/16	.85
429-045F	4-1/2	6-1/4	5-7/16	1-1/4	1.43
429-050	5	6-3/16	6-1/8	3/16	1.67
429-060	6	6-5/16	7-1/4	1/4	2.11
429-080	8	8-11/32	9-11/32	1/4	4.22
429-100	10	10-3/8	11-9/16	15/32	7.24
429-100F	10	12-3/8	11-1/2	1-7/8	8.16
429-120	12	12-3/8	13-21/32	3/8	11.68
429-120F	12	14-3/4	13-9/16	2-1/4	13.25
429-140	14	14-13/32	15-5/8	7/16	27.27
429-140F	14	16-1/4	14-7/8	2-1/4	18.22
429-160F	16	18-5/8	17	2-5/8	23.23
429-180F	18	21-3/4	19-1/8	3-3/4	38.65
429-200F	20	24	21-3/16	4	48.63
429-240F	24	29-1/4	25-3/8	5-1/4	82.20



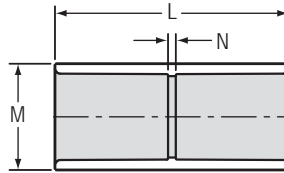


## Schedule 40 Fittings & Accessories Technical Information

### Schedule 40 Fittings Dimensions & Information

#### DEEP SOCKET COUPLING

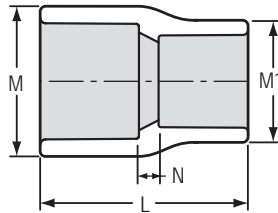
Socket x Socket



Part Number	Size	L	M	N	Approx. Wt. (Lbs.)
479-005N	1/2	2-1/2	1-1/16	3/16	.04
479-007	3/4	2-7/8	1-5/16	3/32	.07
479-010	1	3-5/8	1-5/8	3/32	.13
479-015	1-1/2	4-5/8	2-1/4	1/8	.24
479-020	2	5-3/32	2-3/4	3/32	.36
479-025	2-1/2	7-1/2	3-5/16	1/4	.79
479-030	3	8	4	1/4	1.06
479-040	4	8-5/32	5	3/16	1.51
479-045F	4-1/2	9-1/2	5-7/16	1-1/2	1.92
479-060F	6	12	7-3/16	1-1/2	3.72

#### REDUCER COUPLING

Socket x Socket



Part Number	Size	L	M	M1	N	Approx. Wt. (Lbs.)
429-101	3/4x1/2	1-25/32	1-5/16	1-3/32	1/8	.04
429-130	1x1/2	2-7/32	1-5/8	1-3/32	13/32	.07
429-131	1x3/4	2-1/8	1-5/8	1-5/16	1/8	.07
429-166	1-1/4x1/2	2-9/16	2-3/32	1-5/32	7/16	.13
429-167	1-1/4x3/4	2-19/32	2-3/32	1-5/8	11/32	.17
429-168	1-1/4x1	2-11/16	2-1/8	1-3/4	5/16	.17
429-210	1-1/2x3/4	2-13/16	2-11/32	1-13/32	7/16	.19
429-211	1-1/2x1	2-23/32	2-7/32	1-5/8	3/8	.13
429-212	1-1/2x1-1/4	2-13/16	2-13/32	2-1/8	5/32	.22
429-247	2x1/2	3-3/32	2-7/8	1-5/32	11/16	.30
429-248	2x3/4	3-7/32	2-7/8	1-13/32	23/32	.30
429-249	2x1	3-1/2	2-13/16	2-5/16	3/4	.41
429-250	2x1-1/4	3-1/16	2-23/32	1-31/32	17/32	.20
429-251	2x1-1/2	2-13/16	2-27/32	2-1/4	1/8	.19
429-291	2-1/2x1-1/2	3-3/4	3-1/2	2-3/8	19/32	.52
429-292	2-1/2x2	3-5/8	3-15/32	2-7/8	7/16	.48
429-335 <sup>1</sup>	3x1	4-3/16	4-5/32	2-7/8	1-1/4	.91
429-337 <sup>1</sup>	3x1-1/2	4-3/16	4-5/32	2-29/32	1	.87

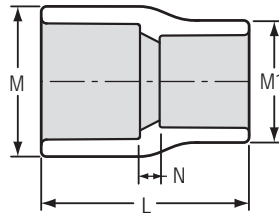
<sup>1</sup> Outlet sized with bushing

**Schedule 40 Fittings & Accessories Technical Information**  
**Schedule 40 Fittings Dimensions & Information**



**REDUCER COUPLING (continued)**

Socket x Socket



Part Number	Size	L	M	M1	N	Approx. Wt. (Lbs.)
429-338	3x2	4	4-5/32	2-7/8	5/8	.75
429-339 <sup>1</sup>	3x2-1/2	4-5/16	4	4	21/32	.95
429-340F	3x2-1/2	5-5/8	3-7/8	3-1/4	1-3/8	.68
429-416 <sup>1</sup>	4x3/4	5-7/32	5-1/32	2-25/32	2-3/16	1.04
429-417	4x1	5-1/4	5-1/32	2-25/32	2-5/32	1.04
429-420	4x2	5	5-1/32	2-3/4	1-5/8	.87
429-421	4x2-1/2	5	5-1/4	4-1/8	3/4	1.63
429-422	4x3	4-5/8	5-1/4	4-5/32	15/32	1.25
429-422F	4x3	6-1/2	4-15/16	3-15/16	2	1.04
429-460F	4-1/2x4	6-11/16	5-7/16	5	1-15/16	1.39
429-488F	5x3	8	6-1/16	5-1/4	3-1/8	2.29
429-490F	5x4	7-11/16	6-1/16	5	2-7/16	1.60
429-491F	5x4-1/2	7-7/16	6-1/16	5-7/16	1-15/16	1.59
429-528F	6x2	9-1/4	7-1/8	5-1/16	4-5/8	2.75
429-530F	6x3	9-3/16	7-1/8	5-1/4	4-1/16	2.89
429-532	6x4	6-15/32	7-1/4	5-1/32	1-11/32	2.05
429-532F	6x4	8-7/8	7-1/8	5	3-3/8	1.80
429-533F	6x5	8-5/8	7-1/8	6-1/16	2-3/8	2.50
429-534F	6x4-1/2	8-11/16	7-1/8	5-7/16	2-15/16	2.05
429-578F	8x2	14-7/8	9-3/16	5	9-1/4	5.75
429-580F	8x3	14-13/16	9-3/16	5	8-11/16	5.71
429-582	8x4	8-7/16	9-11/32	5-1/16	2-11/32	4.02
429-582F	8x4	14-1/2	9-3/16	5	8	5.11
429-583F	8x5	14-1/4	9-3/16	6-1/16	7	5.07
429-585	8x6	8-13/32	9-11/32	7-9/32	1-11/32	4.07
429-585F	8x6	11	9-3/16	7-3/16	3-1/2	4.63
429-621F	10x2	17-5/8	11-3/8	5	11	8.15
429-623F	10x3	17-9/16	11-3/8	5	10-7/16	7.97
429-624	10x4	10-7/16	11-17/32	5-1/16	3-11/32	7.40
429-624F	10x4	17-1/4	11-3/8	5	9-3/4	7.18
429-625F	10x5	17	11-3/8	6-1/16	8-3/4	7.31
429-626	10x6	10-7/16	11-9/16	7-9/32	2-1/4	7.11
429-626F	10x6	13-7/8	11-3/8	7-1/4	5-3/8	6.61
429-628	10x8	10-7/16	11-5/8	9-3/8	1-3/8	7.07
429-628F	10x8	13-1/4	11-9/16	9-7/16	3-3/4	8.95
429-661F	12x2	24-3/8	13-9/16	5	16-3/4	19.16
429-663F	12x3	24-5/16	13-9/16	5	16-3/16	14.92
429-664F	12x4	24	13-9/16	5	15-1/2	15.20
429-665F	12x5	23-3/4	13-9/16	6-1/16	14-1/2	21.03

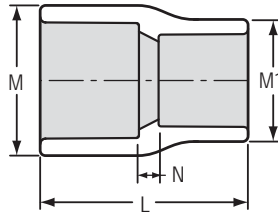
<sup>1</sup> Outlet sized with bushing



**Schedule 40 Fittings & Accessories Technical Information**  
**Schedule 40 Fittings Dimensions & Information**

**REDUCER COUPLING (continued)**

Socket x Socket



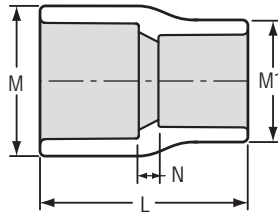
Part Number	Size	L	M	M1	N	Approx. Wt. (Lbs.)
429-666	12x6	12-13/32	13-21/32	7-9/32	3-9/32	10.73
429-666F	12x6	20-1/2	13-9/16	7-1/4	11	14.23
429-668	12x8	12-13/32	13-21/32	9-3/8	2-1/4	10.58
429-668F	12x8	15-3/4	13-9/16	9-7/16	5-1/4	12.31
429-670	12x10	12-3/8	13-21/32	11-19/32	1-9/32	10.84
429-670F	12x10	15-1/8	13-9/16	11-9/16	3-5/8	13.16
429-693F	14x3	26-3/16	14-13/16	5	17-5/16	39.67
429-694F	14x4	25-7/8	14-13/16	5	16-5/8	17.51
429-696F	14x6	22-3/8	14-13/16	7-1/4	12-1/8	20.57
429-698F	14x8	21-13/16	14-3/4	9-1/4	10-9/16	18.37
429-700F	14x10	17	14-13/16	11-9/16	4-3/4	15.36
429-702F	14x12	16-1/2	15	13-3/4	3-1/4	19.59
429-751F	16x2	32-7/8	17	5	23-1/2	33.96
429-754F	16x4	32-1/2	17	5	22-1/4	29.74
429-756F	16x6	29	17	7-3/16	17-3/4	33.53
429-758F	16x8	24-3/4	17	9-7/16	12-1/2	33.90
429-760F	16x10	24	17	11-9/16	10-3/4	35.66
429-762F	16x12	18-7/8	17	13-3/4	4-5/8	22.40
429-764F	16x14	18-1/2	16-7/8	14-7/8	3-1/2	21.66
429-786F	18x6	38	19	7-3/16	25-3/4	60.39
429-788F	18x8	33-3/4	19	9-7/16	20-1/2	43.61
429-790F	18x10	33	19	11-9/16	18-3/4	46.43
429-792F	18x12	27-7/8	19	13-5/8	12-5/8	44.78
429-794F	18x14	27-1/2	19	14-7/8	11-1/2	43.23
429-796F	18x16	21-5/8	19	17	4-5/8	30.98
429-814F	20x4	50-1/2	21-1/8	5	38-1/4	---
429-816F	20x6	47	21-1/8	7-3/16	33-3/4	74.45
429-818F	20x8	42-3/4	21-1/8	9-7/16	28-1/2	97.93
429-820F	20x10	42	21-1/8	11-9/16	26-3/4	82.76
429-822F	20x12	36-7/8	21-1/8	13-3/4	20-5/8	74.24
429-824F	20x14	36-1/2	21-3/8	14-7/8	19-1/2	71.00
429-826F	20x16	30-5/8	21-1/8	17	12-5/8	58.53
429-828F	20x18	23-1/4	21-1/8	19-1/8	4-1/4	45.38
429-906F	24x6	59-1/4	25-3/16	7-3/16	44	120.00
429-908F	24x8	55	25-3/16	9-7/16	38-3/4	124.96
429-910F	24x10	54-1/4	25-3/16	11-9/16	37	126.88
429-912F	24x12	49-1/8	25-3/16	13-3/4	30-7/8	120.00
429-914F	24x14	48-3/4	25-3/16	14-7/8	29-3/4	111.51
429-916F	24x16	42-7/8	25-3/16	17	22-7/8	107.16

**Schedule 40 Fittings & Accessories Technical Information**  
**Schedule 40 Fittings Dimensions & Information**



**REDUCER COUPLING (continued)**

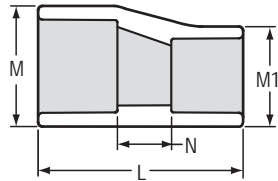
Socket x Socket



Part Number	Size	L	M	M1	N	Approx. Wt. (Lbs.)
429-918F	24x18	35-1/2	25-3/16	19-1/8	14-1/2	84.69
429-920F	24x20	28-3/4	25-3/16	21-3/16	6-3/4	61.04

**ECCENTRIC REDUCER COUPLING**

Socket x Socket



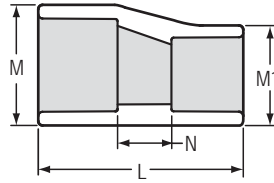
Part Number	Size	L	M	M1	N	Approx. Wt. (Lbs.)
429-131FE	1x3/4	3-5/8	1-9/16	1-1/4	1-3/8	.09
429-168FE	1-1/4x1	4-1/4	1-15/16	1-9/16	1-1/2	.11
429-211FE	1-1/2x1	5-3/16	2-3/16	1-9/16	2-7/16	.18
429-212FE	1-1/2x1-1/4	4-5/8	2-3/16	1-15/16	1-5/8	.24
429-249FE	2x1	8-3/8	2-11/16	1-9/16	5-3/8	.25
429-250FE	2x1-1/4	5-3/4	2-5/8	1-15/16	2-1/2	.26
429-251FE	2x1-1/2	5-1/8	2-11/16	2-3/16	1-7/8	.29
429-290FE	2-1/2x1-1/4	9-5/8	3-3/16	1-15/16	6-1/8	.81
429-291FE	2-1/2x1-1/2	9	3-3/16	2-3/16	5-1/2	.79
429-292FE	2-1/2x2	6-3/8	3-3/16	2-11/16	2-5/8	.44
429-336FE	3x1-1/4	11-1/8	3-13/16	1-15/16	7-3/8	.85
429-337FE	3x1-1/2	10-1/2	3-13/16	2-3/16	6-3/4	.77
429-338E	3x2	5-7/8	4-5/32	2-7/8	2-15/32	1.01
429-338FE	3x2	7-15/16	3-13/16	2-11/16	3-15/16	.63
429-339FE	3x2-1/2	6-3/4	3-7/8	3-1/4	2-1/2	.79
429-417FE	4x1	18-3/4	4-15/16	1-9/16	15-1/4	1.50
429-418FE	4x1-1/4	16-1/8	4-15/16	1-15/16	12-3/8	1.96
429-419FE	4x1-1/2	15-1/2	4-15/16	2-3/16	11-3/4	1.72
429-420E	4x2	7-15/32	5	2-23/32	4-1/16	1.24
429-420FE	4x2	12-13/16	4-15/16	2-11/16	8-13/16	1.65
429-421FE	4x2-1/2	11-3/4	4-15/16	3-1/4	7-1/2	1.78
429-422FE	4x3	8-5/8	4-15/16	3-15/16	4-1/8	1.28
429-490FE	5x4	9-7/16	6-1/16	5	4-3/16	5.95



**Schedule 40 Fittings & Accessories Technical Information**  
**Schedule 40 Fittings Dimensions & Information**

**ECCENTRIC REDUCER COUPLING (continued)**

Socket x Socket



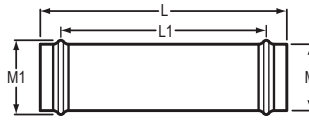
Part Number	Size	L	M	M1	N	Approx. Wt. (Lbs.)
429-527FE	6x1-1/2	23-3/16	7-1/8	2-3/16	18-7/16	6.23
429-528FE	6x2	15-7/8	7-1/8	2-11/16	11-1/4	4.41
429-529FE	6x2-1/2	19-7/16	7-1/8	3-1/4	14-3/16	3.77
429-530FE	6x3	16-5/16	7-1/8	3-15/16	10-13/16	3.92
429-532E	6x4	8-31/32	7-9/32	5-1/32	3-15/16	2.90
429-532FE	6x4	11-1/8	7-1/8	5	5-5/8	2.27
429-533FE	6x5	10-5/8	7-1/8	6-1/16	4-3/8	2.84
429-578FE	8x2	27-1/8	9-3/16	2-11/16	21-1/2	8.22
429-580FE	8x3	25-5/16	9-3/16	3-15/16	18-13/16	7.20
429-582FE	8x4	19-5/8	9-3/16	5	13-3/8	8.22
429-583FE	8x5	15-5/8	9-3/16	6-1/16	12-3/8	6.81
429-585FE	8x6	14-3/8	9-3/16	7-3/16	6-7/8	5.53
429-624FE	10x4	22-3/8	11-3/8	5	15-1/8	12.85
429-625FE	10x5	22-3/8	11-3/8	6-1/16	14-1/8	10.65
429-626FE	10x6	17-1/8	11-3/8	7-1/4	8-5/8	7.49
429-628FE	10x8	16-5/16	11-3/8	9-1/4	6-13/16	9.69
429-664FE	12x4	32-3/8	13-1/2	5	24-1/8	20.84
429-665FE	12x5	32-3/8	13-1/2	6-1/16	23-1/8	20.37
429-666FE	12x6	27-1/8	13-1/2	7-1/4	17-5/8	16.81
429-668FE	12x8	26-5/16	13-1/2	9-1/4	15-3/16	23.88
429-670FE	12x10	18-3/8	13-1/2	11-1/2	6-7/8	15.07
429-696FE	14x6	31-3/8	15	7-1/4	21-1/8	26.82
429-698FE	14x8	30-9/16	15	9-1/4	19-5/16	26.76
429-700FE	14x10	22-3/4	15	11-3/4	10-1/2	23.23
429-702FE	14x12	19	15	13-3/4	5-3/4	25.66
429-756FE	16x6	43-5/8	17	7-1/4	32-3/8	49.49
429-758FE	16x8	42-13/16	17	9-1/4	30-9/16	47.87
429-760FE	16x10	34-7/8	17	11-1/2	21-5/8	39.76
429-762FE	16x12	26-1/2	17	13-3/4	12-1/4	34.02
429-764FE	16x14	19	16-7/8	14-7/8	6-3/4	24.61
429-786FE	18x6	56	19	7-1/4	43-3/4	71.11
429-788FE	18x8	55-3/16	19	9-1/4	41-15/16	70.93
429-790FE	18x10	47-1/4	19	11-1/2	33	65.32
429-792FE	18x12	38-7/8	19	13-3/4	23-5/8	62.16

Schedule 40 Fittings & Accessories Technical Information  
**Schedule 40 Fittings Dimensions & Information**



**FABRICATED REPAIR COUPLING**

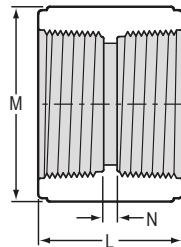
Gasket x Gasket



Part Number	Size	L	L1	M	M1	Approx. Wt. (Lbs.)
428-020F	2	9-1/8	6	2-11/16	3-1/16	.72
428-030F	3	15-1/2	11-3/4	3-15/16	4-9/16	2.48
428-040F	4	19-1/2	15	5-5/8	5-3/4	4.18
428-060F	6	23	18-1/4	7-3/16	7-13/16	8.33
428-080F	8	26-1/8	21-1/2	9-1/16	9-13/16	14.01
428-100F	10	27	22-1/8	11-1/2	12-11/16	20.95
428-120F	12	28-3/8	22-3/8	13-3/4	14-11/16	28.49
428-140F	14	18-3/8	12	14-7/8	16-1/4	24.45
428-160F	16	21	14-3/4	17	18-1/2	36.03

**COUPLING**

Fipt x Fipt



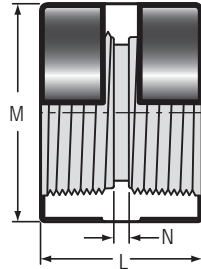
Part Number	Size	L	M	N	Approx. Wt. (Lbs.)
430-005	1/2	1-9/16	1-1/8	7/32	.04
430-007	3/4	1-9/16	1-11/32	3/32	.05
430-010	1	2-1/16	1-11/16	3/32	.09
430-012	1-1/4	2-3/16	2-9/32	3/16	.21



**Schedule 40 Fittings & Accessories Technical Information**  
**Schedule 40 Fittings Dimensions & Information**

**SPECIAL REINFORCED COUPLING**

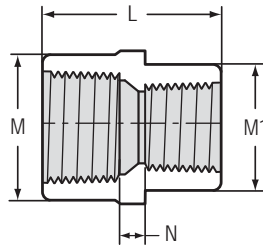
SR Fipt x SR Fipt



Part Number	Size	L	M	N	Approx. Wt. (Lbs.)
430-005SR	1/2	1-9/16	1-3/16	1/16	.07
430-007SR	3/4	1-29/32	1-3/8	3/32	.08
430-010SR	1	1-15/16	1-23/32	1/16	.13
430-012SR	1-1/4	2-1/16	2-1/16	3/16	.19
430-015SR	1-1/2	2-3/16	2-7/16	1/4	.29
430-020SR	2	2-1/4	3	1/4	.42

**REDUCER COUPLING**

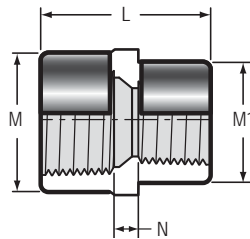
Fipt x Fipt



Part Number	Size	L	M	M1	N	Approx. Wt. (Lbs.)
430-101	3/4x1/2	1-11/16	1-3/8	1-3/16	1/4	.06

**SPECIAL REINFORCED REDUCER COUPLING**

SR Fipt x SR Fipt



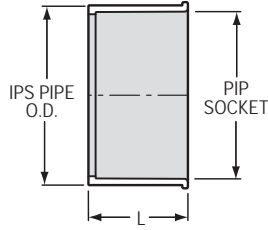
Part Number	Size	L	M	M1	N	Approx. Wt. (Lbs.)
430-101SR	3/4x1/2	1-3/4	1-3/8	1-7/32	1/4	.08

**Schedule 40 Fittings & Accessories Technical Information**  
**Schedule 40 Fittings Dimensions & Information**



**IPS TO PIP ADAPTER**

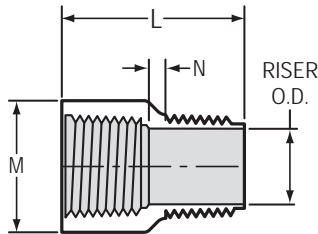
Spigot x Socket



Part Number	Size	L	Approx. Wt. (Lbs.)
431-060	6	3-9/16	.91
431-080	8	4-21/32	1.43
431-100F	10	5-5/8	2.71
431-120F	12	6-3/4	3.61

**RISER EXTENSION**

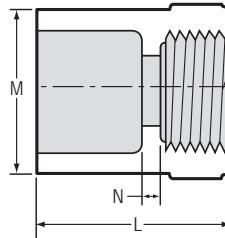
Fipt x Mipt



Part Number	Size	L	M	N	Approx. Wt. (Lbs.)
434-005	1/2	1-1/2	1-1/8	1/8	.03
434-007	3/4	1-17/32	1-5/16	5/32	.04
434-010	1	1-29/32	1-5/8	3/16	.07

**FEMALE ADAPTER**

Socket x Fipt



Part Number	Size	L	M	N	Approx. Wt. (Lbs.)
435-003	3/8	1-7/16	1	3/32	.03
435-005	1/2	1-19/32	1-3/32	3/32	.04
D435-005	1/2	2-1/8	1-1/8	1/8	.04
435-007	3/4	1-27/32	1-5/16	3/32	.05

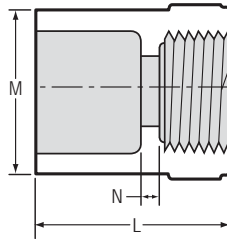




**Schedule 40 Fittings & Accessories Technical Information**  
**Schedule 40 Fittings Dimensions & Information**

**FEMALE ADAPTER (continued)**

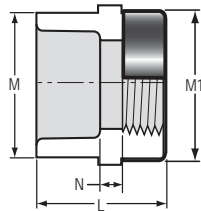
Socket x Fipt



Part Number	Size	L	M	N	Approx. Wt. (Lbs.)
D435-007	3/4	2-7/32	1-5/16	3/32	.06
435-010	1	2	1-21/32	3/32	.08
435-012	1-1/4	2-9/32	1-31/32	1/16	.11
435-015	1-1/2	2-5/16	2-7/32	3/32	.14
435-020	2	2-1/2	2-3/4	1/8	.19
435-025	2-1/2	3-1/4	3-5/16	3/16	.41
435-030	3	3-1/2	4	1/4	.56
435-040	4	3-23/32	5-1/32	3/16	.82
435-050	5	5-1/16	6-5/16	3/16	1.47
435-060	6	5-3/4	7-3/16	5/16	2.07
435-080	8	6-15/16	9-3/8	1/4	3.88
435-100F	10	10-1/4	11-15/16	3	10.88
435-120F	12	11-1/8	14-1/8	2-5/8	16.56

**SPECIAL REINFORCED FEMALE ADAPTER**

Socket x SR Fipt



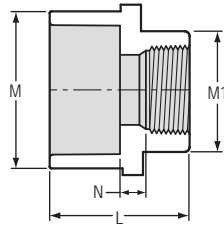
Part Number	Size	L	M	M1	N	Approx. Wt. (Lbs.)
435-002SR	1/4	1-5/16	13/16	13/16	5/32	.03
435-003SR	3/8	1-7/16	15/16	15/16	1/16	.04
435-005SR	1/2	1-23/32	1-5/32	1-3/16	3/32	.06
435-007SR	3/4	1-7/8	1-13/32	1-3/8	3/32	.08
435-010SR	1	2-1/8	1-3/4	1-3/4	1/8	.13
435-012SR	1-1/4	2-5/16	2-3/32	2-3/32	1/8	.19
435-015SR	1-1/2	2-7/16	2-7/16	2-7/16	1/8	.27
435-020SR	2	2-11/16	3	3	1/4	.43
435-025SR	2-1/2	3-1/4	3-9/16	3-9/16	1/4	.68
435-030SR	3	3-1/2	4-9/32	4-5/16	5/16	.95
435-040SR	4	3-15/16	5-7/32	5-7/32	3/16	1.37

**Schedule 40 Fittings & Accessories Technical Information**  
**Schedule 40 Fittings Dimensions & Information**



**REDUCING FEMALE ADAPTER**

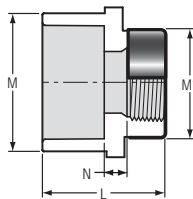
Socket x Fipt



Part Number	Size	L	M	M1	N	Approx. Wt. (Lbs.)
435-072	1/2x1/4	1-19/32	1-3/32	13/16	1/4	.03
435-073	1/2x3/8	1-17/32	1-3/32	15/16	3/16	.03
435-074	1/2x3/4	1-19/32	1-3/32	1-5/16	3/16	.05
435-098	3/4x1/4	1-15/16	1-13/32	27/32	13/32	.06
435-101	3/4x1/2	1-13/16	1-5/16	1-1/8	3/32	.05
435-102	3/4x1	1-15/16	1-5/8	1-5/16	3/32	.07
435-130	1x1/2	1-27/32	1-5/8	1-1/8	3/32	.07
435-131	1x3/4	2-1/8	1-5/8	1-5/16	3/8	.07
435-133	1x1-1/2	2-3/8	1-5/8	2-7/32	1/4	.13
435-168	1-1/4x1	2-1/2	1-31/32	1-5/8	11/32	.12
435-247	2x1/2	2-25/32	2-23/32	1-3/16	21/32	.19
435-460F	4-1/2x4	8-1/4	5-5/8	5	3-7/8	1.92
435-578F	8x2	14-7/8	8-5/8	5-1/16	9-5/8	5.75
435-582F	8x4	15-3/16	9-1/4	5	9-7/16	5.99
435-628F	8x10	11	11-3/4	9-1/4	4-1/16	6.60

**SPECIAL REINFORCED  
REDUCING FEMALE ADAPTER**

Socket x SR Fipt



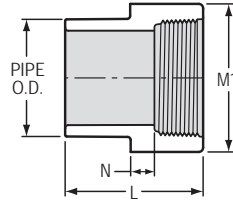
Part Number	Size	L	M	M1	N	Approx. Wt. (Lbs.)
435-072SR	1/2x1/4	1-5/8	1-3/32	27/32	1/4	.04
435-073SR	1/2x3/8	1-17/32	1-3/32	31/32	3/16	.04
435-074SR	1/2x1/4	1-3/4	1-3/16	1-3/8	1/8	.07
435-098SR	3/4x1/4	1-15/16	1-13/32	27/32	13/32	---
435-101SR	3/4x1/2	1-7/8	1-3/8	1-3/16	1/4	.07
435-102SR	3/4x1	2-1/16	1-13/32	1-23/32	1/4	.12
435-130SR	1x1/2	2	1-11/16	1-3/16	5/32	.10
435-131SR	1x3/4	2-1/16	1-3/4	1-3/8	7/32	.12
435-247SR	2x1/2	2-13/16	2-23/32	1-3/16	21/32	.20



**Schedule 40 Fittings & Accessories Technical Information**  
**Schedule 40 Fittings Dimensions & Information**

**SPIGOT FEMALE ADAPTER**

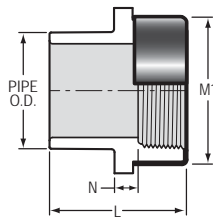
Spigot x Fipt



Part Number	Size	L	M1	N	Approx. Wt. (Lbs.)
478-005	1/2	1-19/32	1-3/32	3/16	.03
478-007	3/4	1-15/16	1-3/8	5/32	.06
478-010	1	2-7/16	1-23/32	5/32	.10
478-012	1-1/4	2-9/16	2-1/16	9/32	.14
478-015	1-1/2	2-5/8	2-5/16	7/32	.17
478-020	2	2-3/4	2-27/32	3/16	.27
478-030	3	3-7/8	4	9/32	.57
478-040	4	4	5	3/8	.83

**SPECIAL REINFORCED  
 SPIGOT FEMALE ADAPTER**

Spigot x SR Fipt



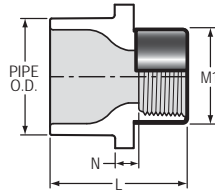
Part Number	Size	L	M1	N	Approx. Wt. (Lbs.)
478-005SR	1/2	1-3/4	1-3/16	5/32	.05
478-007SR	3/4	1-15/16	1-3/8	11/32	.07
478-010SR	1	2-1/4	1-23/32	5/16	.12
478-012SR	1-1/4	2-7/16	2-1/16	3/8	.18
478-015SR	1-1/2	2-5/8	2-13/32	13/32	.25
478-020SR	2	2-13/16	3	3/8	.39
478-030SR	3	3-13/16	4-1/4	15/32	.91
478-040SR	4	4-3/8	5-7/32	9/16	1.44

**Schedule 40 Fittings & Accessories Technical Information**  
**Schedule 40 Fittings Dimensions & Information**



**SPECIAL REINFORCED SPIGOT  
REDUCING FEMALE ADAPTER**

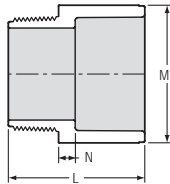
Spigot x SR Fipt



Part Number	Size	L	M1	N	Approx. Wt. (Lbs.)
478-072SR	1/2x1/4	1-3/8	27/32	3/16	.03
478-098SR	3/4x1/4	2-1/16	27/32	1/2	.05
478-128SR	1x1/4	2-3/8	27/32	11/16	.08

**MALE ADAPTER**

Mipt x Socket



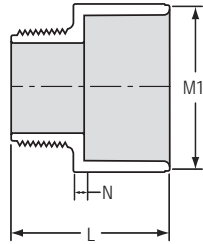
Part Number	Size	L	M1	N	Approx. Wt. (Lbs.)
436-003	3/8	1-3/8	7/8	7/32	.02
436-005	1/2	1-17/32	1-1/8	5/32	.03
436-007	3/4	1-23/32	1-5/16	5/32	.04
436-010	1	2-1/16	1-5/8	7/32	.08
436-012	1-1/4	2-7/16	1-31/32	3/16	.11
436-015	1-1/2	2-17/32	2-1/4	3/16	.15
436-020	2	2-5/8	2-3/4	3/16	.18
436-025	2-1/2	3-13/16	3-13/32	9/32	.43
436-030	3	3-29/32	4-3/32	9/32	.57
436-040	4	4-1/32	5-1/8	9/32	.82
436-050	5	5-5/32	6-1/4	5/16	1.42
436-060	6	5-11/16	7-9/32	11/16	2.36
436-080	8	6-15/16	9-3/8	13/32	4.04
436-100F	10	10-3/8	11-15/16	3-3/16	11.17
436-120F	12	11-1/8	14-1/8	2-3/4	16.44



**Schedule 40 Fittings & Accessories Technical Information**  
**Schedule 40 Fittings Dimensions & Information**

**REDUCING MALE ADAPTER**

Mipt x Socket



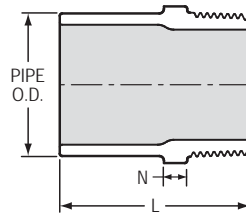
Part Number	Size	L	M1	N	Approx. Wt. (Lbs.)
436-053	3/8x1/2	1-11/16	1-3/16	1/4	.04
436-073	1/2x3/8	1-17/32	15/16	1/8	.02
436-074	1/2x3/4	1-25/32	1-5/16	5/32	.04
436-075	1/2x1	2-9/32	1-5/8	17/32	.07
436-101	3/4x1/2	1-17/32	1-1/8	3/32	.03
436-102	3/4x1	1-15/16	1-21/32	3/16	.07
436-131	1x3/4	1-29/32	1-3/16	3/16	.05
436-132	1x1-1/4	2-1/4	1-31/32	7/32	.10
436-133	1x1-1/2	2-3/8	2-1/4	1/4	.12
436-168	1-1/4x1	2-1/4	1-5/8	3/16	.09
436-169	1-1/4x1-1/2	2-17/32	2-7/32	3/16	.14
436-212	1-1/2x1-1/4	2-15/32	2	7/32	.12
436-213	1-1/2x2	2-5/8	2-3/4	15/32	.22
436-251	2x1-1/2	2-9/16	2-7/32	3/16	.18
436-252	2x2-1/2	3-3/32	3-5/16	1/4	.36
436-253	2x3	3-13/16	4	1	.52
436-294	2-1/2x3	4-3/32	4-1/32	5/8	.57
436-296	2-1/2x4	3-29/32	5-3/16	5/16	.80
436-342	3x4	4-5/8	5-1/16	7/8	.97
436-537F	6x10	15-1/2	11-3/8	7-15/16	8.50

**Schedule 40 Fittings & Accessories Technical Information**  
**Schedule 40 Fittings Dimensions & Information**



**MALE ADAPTER**

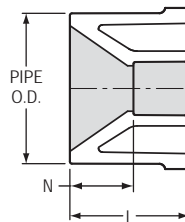
Spigot x Mipt



Part Number	Size	L	N	Approx. Wt. (Lbs.)
461-005	1/2	1-11/16	11/32	.03
461-007	3/4	2	13/32	.04
461-010	1	2-1/4	11/32	.06
461-131	1x3/4	1-15/16	1/4	.06
461-012	1-1/4	2-9/32	9/32	.09
461-015	1-1/2	2-7/16	5/16	.12
461-020	2	2-9/16	3/8	.17

**REDUCER BUSHING (Flush Style)**

Spigot x Socket



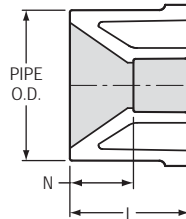
Part Number	Size	L	N	Approx. Wt. (Lbs.)
437-052	3/8x1/4	31/32	5/16	.01
437-072	1/2x1/4	1-3/32	13/32	.02
437-073	1/2x3/8	7/8	3/8	.02
437-101	3/4x1/2	1-1/16	9/32	.02
437-130	1x1/2	1-1/4	15/32	.05
437-131	1x3/4	1-1/4	5/16	.03
437-166	1-1/4x1/2	1-13/32	21/32	.08
437-167	1-1/4x3/4	1-1/2	19/32	.09
437-168	1-1/4x1	1-1/2	7/16	.06
437-209	1-1/2x1/2	1-15/32	23/32	.11
437-210	1-1/2x3/4	1-7/16	7/16	.12
437-211	1-1/2x1	1-17/32	1/2	.12
437-212	1-1/2x1-1/4	1-17/32	9/32	.06
437-247	2x1/2	1-5/8	7/8	.17
437-248	2x3/4	1-9/16	9/16	.16
437-249	2x1	1-9/16	17/32	.17
437-250	2x1-1/4	1-19/32	11/32	.18
437-251	2x1-1/2	1-9/16	1/4	.13
437-287	2-1/2x1/2	2-1/4	1-7/16	.32



**Schedule 40 Fittings & Accessories Technical Information**  
**Schedule 40 Fittings Dimensions & Information**

**REDUCER BUSHING (Flush Style) (continued)**

Spigot x Socket



Part Number	Size	L	N	Approx. Wt. (Lbs.)
437-288	2-1/2x3/4	2-3/8	1-3/8	.33
437-289	2-1/2x1	2-1/32	29/32	.37
437-290	2-1/2x1-1/4	2-3/16	1-1/8	.37
437-291	2-1/2x1-1/2	2-5/32	1-3/16	.34
437-292	2-1/2x2	2-1/16	11/16	.23
437-333 <sup>1</sup>	3x1/2	2-13/32	1-5/8	.53
437-334	3x3/4	2-5/16	1-5/16	.49
437-335	3x1	2-7/32	1-1/4	.48
437-336	3x1-1/4	2-9/32	1-1/32	.49
437-337	3x1-1/2	2-9/32	31/32	.48
437-338	3x2	2-7/32	9/16	.47
437-339	3x2-1/2	2-7/32	7/16	.37
437-417 <sup>1</sup>	4x1	2-19/32	1-9/16	1.03
437-418 <sup>1</sup>	4x1-1/4	2-19/32	1-7/16	1.04
437-419 <sup>1</sup>	4x1-1/2	2-19/32	1-1/4	.99
437-420	4x2	2-13/32	1-1/32	.86
437-421	4x2-1/2	2-5/16	9/16	.75
437-422	4x3	2-11/32	15/32	.78
437-486	5x2	3-13/32	2-1/32	1.54
437-488	5x3	3-7/16	1-15/32	1.40
437-490	5x4	2-31/32	23/32	1.31
437-528	6x2	3-17/32	2-5/32	2.15
437-530	6x3	3-17/32	1-5/8	2.21
437-532	6x4	3-9/16	1-1/2	2.12
437-534	6x5	3-17/32	7/8	1.93
437-578 <sup>1</sup>	8x2	5	3-5/8	4.92
437-580	8x3	5-1/4	3-1/4	4.92
437-582	8x4	4-17/32	2-1/2	3.96
437-583 <sup>1</sup>	8x5	4-3/4	1-3/4	5.61
437-585	8x6	4-13/32	1-3/8	4.04
437-621 <sup>1</sup>	10x2	6	4	9.88
437-623 <sup>1</sup>	10x3	6	3-17/32	9.32
437-624	10x4	6	3-3/4	9.57
437-626	10x6	5-11/32	2-5/16	6.86
437-628	10x8	5-11/32	1-5/16	7.02
437-666 <sup>1</sup>	12x6	6-11/16	3-3/4	13.96
437-666F	12x6	6-7/16	3-3/8	18.74

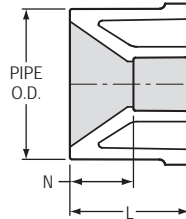
<sup>1</sup>Outlet sized with bushing

Schedule 40 Fittings & Accessories Technical Information  
**Schedule 40 Fittings Dimensions & Information**



**REDUCER BUSHING (Flush Style) (continued)**

Spigot x Socket



Part Number	Size	L	N	Approx. Wt. (Lbs.)
437-668	12x8	6-1/2	2-7/16	9.60
437-670	12x10	6-11/32	1-9/32	11.74
437-670F	12x10	6	1	11.32
437-696F	14x6	7-11/16	4-11/16	23.05
437-698F	14x8	7-5/16	3-5/16	19.00
437-700F	14x10	7-1/2	2-1/2	22.00
437-702F	14x12	7	1	9.18
437-756F	16x6	8-11/16	5-11/16	42.60
437-758F	16x8	8-5/16	4-5/16	37.86
437-760F	16x10	8-1/2	3-1/2	40.97
437-762F	16x12	8	2	27.95
437-764F	16x14	8	1	18.68
437-786F	18x6	9-11/16	6-11/16	66.03
437-788F	18x8	9-5/16	5-5/16	59.63
437-790F	18x10	9-1/2	4-1/2	64.56
437-792F	18x12	9	3	52.44
437-794F	18x14	9	2	43.08
437-796F	18x16	9	1	20.03
437-816F	20x6	10-11/16	7-11/16	122.62
437-818F	20x8	10-5/16	6-5/16	112.44
437-820F	20x10	10-1/2	5-1/2	95.06
437-822F	20x12	10	4	82.84
437-824F	20x14	10	3	73.74
437-826F	20x16	10	2	54.05
437-828F	20x18	10	1	30.35
437-906F	24x6	12-11/16	9-11/16	208.00
437-908F	24x8	12-5/16	8-5/16	172.22
437-910F	24x10	12-1/2	7-1/2	177.27
437-912F	24x12	12	6	164.19
437-914F	24x14	12	5	153.83
437-916F	24x16	12	4	136.15
437-918F	24x18	13	3	109.14
437-920F	24x20	12	2	80.40

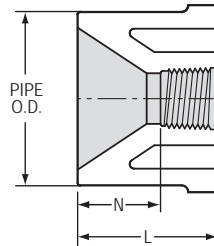




**Schedule 40 Fittings & Accessories Technical Information**  
**Schedule 40 Fittings Dimensions & Information**

**REDUCER BUSHING (Flush Style)**

Spigot x Fipt



Part Number	Size	L	N	Approx. Wt. (Lbs.)
438-052	3/8x1/4	31/32	3/8	.01
438-071	1/2x1/8	1	9/16	.02
438-072	1/2x1/4	1-1/32	7/16	.02
438-073	1/2x3/8	1	7/16	.02
438-098	3/4x1/4	1-7/32	5/8	.04
438-101	3/4x1/2	1-1/4	1/2	.03
438-127	1x1/8	1-3/8	13/16	.06
438-128	1x1/4	1-13/32	25/32	.07
438-129	1x3/8	1-13/32	19/32	.07
438-130	1x1/2	1-3/8	21/32	.05
438-131	1x3/4	1-1/16	3/8	.04
438-166	1-1/4x1/2	1-15/32	23/32	.10
438-167	1-1/4x3/4	1-15/32	23/32	.09
438-168	1-1/4x1	1-7/16	1/2	.07
438-206	1-1/2x1/8	1-11/16	1-1/4	.14
438-207	1-1/2x1/4	1-19/32	15/16	.11
438-209	1-1/2x1/2	1-23/32	31/32	.17
438-210	1-1/2x3/4	1-9/16	27/32	.13
438-211	1-1/2x1	1-23/32	13/16	.15
438-212	1-1/2x1-1/4	1-1/2	9/16	.07
438-245	2x1/4	1-3/4	1-5/32	.18
438-247	2x1/2	1-29/32	1-5/32	.26
438-248	2x3/4	1-7/8	1-5/32	.26
438-249	2x1	1-7/8	1	.26
438-250	2x1-1/4	1-5/8	13/16	.18
438-251	2x1-1/2	1-19/32	5/8	.14
438-287	2-1/2x1/2	2-3/8	1-5/8	.41
438-288	2-1/2x3/4	2-3/8	1-9/16	.44
438-289	2-1/2x1	2-5/32	1-1/4	.33
438-290	2-1/2x1-1/4	2-3/8	1-3/8	.43
438-291	2-1/2x1-1/2	2-3/8	1-3/8	.33
438-292	2-1/2x2	2-1/16	1-1/16	.26
438-334	3x3/4	2-9/32	1-9/16	.58
438-335	3x1	2-1/4	1-11/32	.58
438-336	3x1-1/4	2-1/4	1-5/16	.62
438-337	3x1-1/2	2-1/4	1-1/4	.58
438-338	3x2	2-3/16	1-7/32	.56
438-339	3x2-1/2	2-3/8	3/4	.46

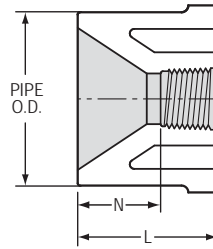
**Schedule 40 Fittings & Accessories Technical Information**  
**Schedule 40 Fittings Dimensions & Information**



**REDUCER BUSHING (Flush Style)**

Spigot x Fipt

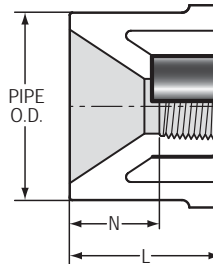
**(continued)**



Part Number	Size	L	N	Approx. Wt. (Lbs.)
438-420	4x2	2-13/32	1-13/32	.79
438-421	4x2-1/2	2-21/32	1-3/32	1.09
438-422	4x3	2-13/32	1	.77
438-488	5x3	3-7/16	1-13/16	1.57
438-490	5x4	2-15/16	1-11/32	1.19
438-528	6x2	3-17/32	2-17/32	2.92
438-530	6x3	3-17/32	2-1/8	2.31
438-532	6x4	3-17/32	2-1/32	2.54
438-534	6x5	3-31/32	2-3/16	1.91

**SPECIAL REINFORCED REDUCER BUSHING (Flush Style)**

Spigot x SR Fipt



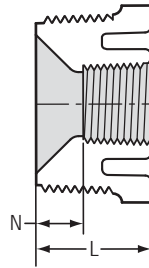
Part Number	Size	L	N	Approx. Wt. (Lbs.)
438-128SR	1x1/4	1-13/32	25/32	.07
438-207SR	1-1/2x1/4	1-19/32	15/16	.13
438-209SR	1-1/2x1/2	1-11/16	15/16	.17
438-210SR	1-1/2x3/4	1-9/16	7/8	.13
438-247SR	2x1/2	1-29/32	1-5/32	.26
438-248SR	2x3/4	1-7/8	1-1/8	.26
438-249SR	2x1	1-29/32	31/32	.27
438-334SR	3x3/4	2-1/4	1-1/2	.58
438-335SR	3x1	2-1/4	1-11/32	.59
438-336SR	3x1-1/4	2-1/4	1-5/16	.59
438-337SR	3x1-1/2	2-1/4	1-3/8	.68
438-420SR	4x2	2-13/32	1-13/32	.85
438-528SR	6x2	3-5/16	2-9/32	2.63
438-530SR	6x3	3-9/32	1-7/8	2.70
438-532SR	6x4	3-1/2	2-1/32	2.60



**Schedule 40 Fittings & Accessories Technical Information**  
**Schedule 40 Fittings Dimensions & Information**

**REDUCER (T.T.) BUSHING (Flush Style)**

Mipt x Fipt



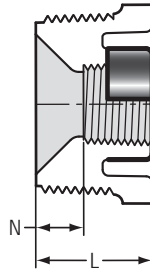
Part Number	Size	L	N	Approx. Wt. (Lbs.)
439-052	3/8x1/4	13/16	1/4	.01
439-071	1/2x1/8	27/32	13/32	.02
439-072	1/2x1/4	29/32	3/8	.02
439-073	1/2x3/8	15/16	3/8	.01
439-098	3/4x1/4	1-1/32	15/32	.03
439-099	3/4x3/8	1-1/32	7/16	.03
439-101	3/4x1/2	15/16	3/16	.02
439-128	1x1/4	1-1/8	17/32	.05
439-130	1x1/2	1-1/16	5/16	.04
439-131	1x3/4	1-1/8	13/32	.04
439-166	1-1/4x1/2	1-5/16	9/16	.09
439-167	1-1/4x3/4	1-9/32	9/16	.08
439-168	1-1/4x1	1-3/16	9/32	.06
439-209	1-1/2x1/2	1-11/32	19/32	.11
439-210	1-1/2x3/4	1-11/32	19/32	.11
439-211	1-1/2x1	1-11/32	7/16	.10
439-212	1-1/2x1-1/4	1-11/32	13/32	.06
439-247	2x1/2	1-3/8	21/32	.16
439-248	2x3/4	1-3/8	5/8	.16
439-249	2x1	1-3/8	15/32	.17
439-250	2x1-1/4	1-3/8	7/16	.16
439-251	2x1-1/2	1-3/8	13/32	.12
439-292	2-1/2x2	1-29/32	7/8	.22
439-337	3x1-1/2	1-15/16	29/32	.50
439-338	3x2	1-15/16	15/16	.45
439-339	3x2-1/2	1-15/16	5/8	.37
439-420	4x2	2-1/8	1-1/8	.83
439-422	4x3	2-1/8	1/2	.72

Schedule 40 Fittings & Accessories Technical Information  
**Schedule 40 Fittings Dimensions & Information**



**SPECIAL REINFORCED  
 REDUCER (T.T.) BUSHING  
 (Flush Style)**

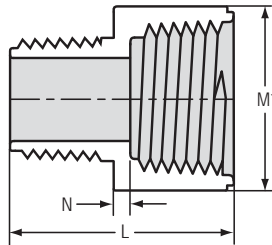
Mipt x SR Fipt



Part Number	Size	L	N	Approx. Wt. (Lbs.)
439-209SR	1-1/2x1/2	1-11/32	19/32	.13
439-210SR	1-1/2x3/4	1-11/32	19/32	.12
439-247SR	2x1/2	1-3/8	21/32	.18
439-248SR	2x3/4	1-3/8	5/8	.18
439-249SR	2x1	1-3/8	15/32	.19
439-420SR	4x2	2-1/8	1-1/8	.88

**IPT ADAPTER**

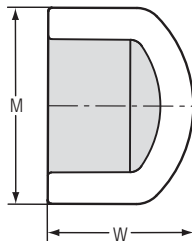
Mipt x Fipt



Part Number	Size	L	M1	N	Approx. Wt. (Lbs.)
446-003	3/8	1-13/32	29/32	5/32	.02
446-012	1-1/4	2-3/16	2	5/32	.11
446-053	3/8x1/2	1-1/2	1-3/16	5/32	.03
446-074	1/2x3/4	1-17/32	1-5/16	5/32	.04

**CAP**

Socket

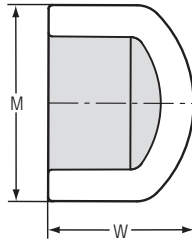


Part Number	Size	M	W	Approx. Wt. (Lbs.)
447-003	3/8	7/8	1	.01
447-005	1/2	1-3/32	1-1/16	.02
447-007	3/4	1-5/16	19/32	.06
447-010	1	1-19/32	1-5/8	.06
447-012	1-1/4	1-31/32	1-3/4	.09
447-015	1-1/2	2-1/4	1-29/32	.12
447-020	2	2-23/32	2-1/32	.17
447-025	2-1/2	3-5/16	2-9/16	.33



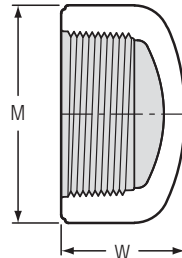
**Schedule 40 Fittings & Accessories Technical Information**  
**Schedule 40 Fittings Dimensions & Information**

**CAP**  
 Socket (continued)



Part Number	Size	M	W	Approx. Wt. (Lbs.)
447-030	3	4	2-29/32	.49
447-040	4	5-1/32	3-13/32	.78
447-045F	4-1/2	5-7/16	3-5/8	.31
447-050	5	6-1/8	4-11/16	1.43
447-060	6	7-1/4	5	2.34
447-080	8	9-9/16	6-3/8	4.26
447-100F	10	11-13/16	5-1/4	5.22
447-120F	12	13-7/8	6-7/8	8.22
447-140F	14	15	7-3/8	8.75
447-160F	16	17-1/16	9	12.15
447-180F	18	19-1/8	9	17.58
447-200F	20	21-3/16	12-1/4	26.48
447-240F	24	25-5/16	14-1/8	40.26

**CAP**  
 Fipt



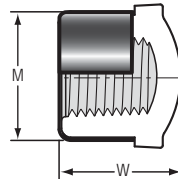
Part Number	Size	M	W	Approx. Wt. (Lbs.)
448-003	3/8	15/16	25/32	.01
448-005	1/2	1-1/8	1-1/32	.02
448-007	3/4	1-11/32	1-1/16	.03
448-010	1	1-5/8	1-5/16	.06
448-012	1-1/4	2-1/16	1-7/16	.10
448-015	1-1/2	2-1/4	1-9/16	.11
448-020	2	2-3/4	1-23/32	.16
448-025	2-1/2	3-9/32	2-5/16	.35
448-030	3	4	2-13/32	.49
448-040	4	5-5/32	2-13/16	.81
448-050	5	6-11/32	3-3/32	1.39
448-060	6	7-5/16	3-5/32	1.64
448-080F	8	9-3/8	4-3/8	3.83
448-100F	10	11-5/8	5-3/4	5.84
448-120F	12	13-13/16	6-3/16	12.00

Schedule 40 Fittings & Accessories Technical Information  
**Schedule 40 Fittings Dimensions & Information**



**SPECIAL REINFORCED CAP**

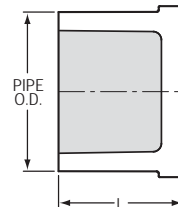
SR Fipt



Part Number	Size	M	W	Approx. Wt. (Lbs.)
TSR	1-1/4	2-1/16	1-3/8	.09

**PLUG**

Spigot



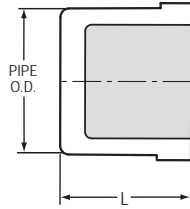
Part Number	Size	L	Approx. Wt. (Lbs.)
449-003	3/8	31/32	.01
449-005	1/2	7/8	.02
449-007	3/4	1-1/8	.02
449-010	1	1-3/8	.05
449-012	1-1/4	1-17/32	.09
449-015	1-1/2	1-5/8	.11
449-020	2	1-3/4	.17
449-025	2-1/2	2-3/8	.35
449-030	3	2-3/32	.39
449-040	4	2-5/8	.76
449-060	6	3-1/2	1.74
449-060F	6	9-1/2	4.53
449-080F	8	10-15/16	8.55
449-100F	10	11-1/4	11.98
449-120F	12	13-7/8	18.15
449-140F	14	15-3/8	19.10
449-160F	16	17-1/2	32.07
449-180F	18	19	42.58
449-200F	20	23-1/4	63.91
449-240F	24	27-1/8	105.13



**Schedule 40 Fittings & Accessories Technical Information**  
**Schedule 40 Fittings Dimensions & Information**

**COUNTER SUNK PLUG**

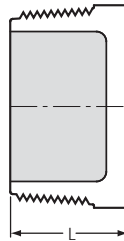
Spigot



Part Number	Size	L	Approx. Wt. (Lbs.)
449-007CS	3/4	1-1/4	.03
449-010CS	1	1-5/32	.04

**PLUG**

Mipt



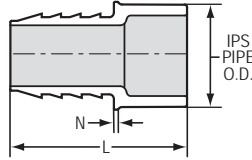
Part Number	Size	L	Approx. Wt. (Lbs.)
450-003	3/8	25/32	.01
450-005	1/2	13/16	.02
450-007	3/4	7/8	.02
450-010	1	1-7/32	.06
450-012	1-1/4	1-9/32	.07
450-015	1-1/2	1-11/32	.10
450-020	2	1-3/8	.15
450-025	2-1/2	1-31/32	.27
450-030	3	1-7/8	.39
450-040	4	2-1/8	.77
450-060	6	2-1/16	1.71
450-080F	8	9	8.33
450-100F	10	8-1/2	12.68
450-120F	12	10-7/8	19.62

**Schedule 40 Fittings & Accessories Technical Information**  
**Schedule 40 Fittings Dimensions & Information**



**INSERT ADAPTER (PVC White)**

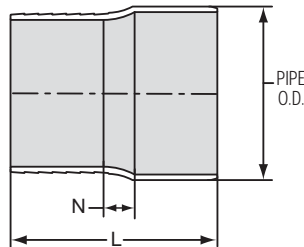
Insert x I.P.S. Spigot Adapter  
 ASTM D 2609



Part Number	Size	L	N	Approx. Wt. (Lbs.)
460-005	1/2	2-7/16	7/32	.03
460-007	3/4	2-23/32	7/32	.04
460-010	1	2-9/16	1/16	.07
460-012	1-1/4	3-1/32	1/4	.11
460-015	1-1/2	3-5/16	5/16	.12
460-020	2	3-1/2	3/8	.19
460-030	3	4-17/32	13/32	.57
460-040	4	5-11/32	5/16	.73

**INSERT ADAPTER (PVC White)**

Insert x I.P.S. Spigot

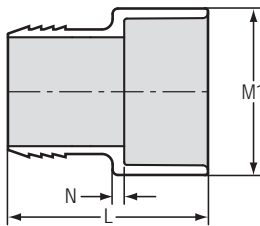


Part Number	Size	L	N	Approx. Wt. (Lbs.)
1432-060	6	7-27/32	1	1.69
1432-080*	8	9-7/8	5/8	5.23

\*Fabricated

**INSERT ADAPTER**

Insert x Socket  
 ASTM D 2609



Part Number	Size	L	M1	N	Approx. Wt. (Lbs.)
474-005	1/2	2-3/8	1-1/16	1/8	.03
474-007	3/4	2-7/16	1-5/16	5/32	.05
474-010	1	2-5/8	1-5/8	1/8	.07
474-012	1-1/4	2-11/16	2	3/16	.10
474-015	1-1/2	3-1/16	2-1/4	3/16	.14
474-020	2	3	2-11/16	3/16	.17
474-030	3	4-3/4	4	5/16	.51
474-040	4	5-5/8	5	3/8	.81



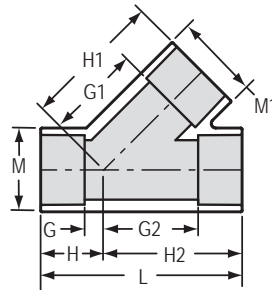


**Schedule 40 Fittings & Accessories Technical Information**  
**Schedule 40 Fittings Dimensions & Information**

**WYE**

Socket x Socket x Socket

Pressure Rating  
 1/2" -2" 235 psi @ 73°F  
 2-1/2" -6" 150 psi @ 73°F  
 8" & Up 100 psi @ 73°F



Part Number	Size	G	G1	G2	H	H1	H2	L	M	M1	Approx. Wt. (Lbs.)
475-005	1/2	1/4	1-3/16	1-3/16	1-1/8	2-1/16	2-1/16	3-3/16	1-5/32	1-5/32	.12
475-007	3/4	5/16	1-3/8	1-3/8	1-5/16	2-3/8	2-3/8	3-23/32	1-3/8	1-3/8	.18
475-010	1	7/16	1-7/8	1-7/8	1-13/32	2-29/32	2-29/32	4-13/32	1-5/8	1-5/8	.23
475-012	1-1/4	3/8	2-1/4	2-1/4	1-5/8	3-1/2	3-1/2	5-1/8	2-1/16	2-1/16	.50
475-015	1-1/2	9/16	2-19/32	2-19/32	1-7/8	3-29/32	3-29/32	5-25/32	2-7/32	2-7/32	.47
475-020	2	19/32	3-5/16	3-5/16	1-31/32	4-11/16	4-11/16	6-5/8	2-23/32	2-23/32	.70
475-025	2-1/2	11/16	4-5/32	4-5/32	2-7/16	5-29/32	5-27/32	8-9/32	3-11/32	3-11/32	1.40
475-030	3	7/8	4-7/8	4-25/32	2-3/4	6-3/4	6-21/32	9-13/32	4	4	2.03
475-040	4	1-1/4	5-7/8	5-7/8	3-9/32	7-29/32	7-7/8	11-5/16	5-1/32	5-1/32	3.35
475-050F	5	3-3/4	9-3/8	9-3/8	6-3/4	12-3/8	12-3/8	19-1/8	6-1/16	6-1/16	13.26
475-060	6	1-5/32	8-25/32	8-3/16	4-3/16	11-25/32	11-3/16	15-3/8	7-9/16	7-9/16	12.01
475-080	8	1-15/16	11-11/32	11-11/32	5-31/32	15-11/32	15-11/32	21-5/16	9-3/4	9-3/4	25.44
475-080F	8	5-5/8	14-5/16	14-5/16	9-7/8	18-9/16	18-9/16	28-7/16	9-1/4	9-1/4	25.46
475-100	10	2-13/32	14	14	7-13/32	19	19	26-13/32	11-19/32	11-19/32	26.92
475-100F	10	6-9/16	17-1/4	17-1/4	11-13/16	22-1/2	22-1/2	34-5/16	11-1/2	11-1/2	45.11
475-120	12	2-11/16	16-1/8	16-7/32	8-3/4	22-7/32	22-9/32	31-1/32	13-21/32	13-21/32	41.85
475-120F	12	7-5/16	20-1/16	20-1/16	13-9/16	26-5/16	26-5/16	39-7/8	13-9/16	13-9/16	63.02
475-140F	14	7-3/16	21-3/16	21-3/16	14-3/16	28-3/16	28-3/16	42-3/8	14-7/8	14-7/8	90.24
475-160F	16	8-3/4	24-3/4	24-3/4	16-3/4	32-3/4	32-3/4	49-1/2	17	17	93.06
475-180F	18	9-7/16	27-7/16	27-7/16	18-7/16	36-7/16	36-7/16	54-7/8	19-1/8	19-1/8	151.20
475-200F	20	11-7/16	30-5/16	30-5/16	21-7/16	40-5/16	40-5/16	61-3/4	21-3/16	21-3/16	191.78
475-240F	24	11	35	35	23	47	47	70	25-3/8	25-3/8	420.00

<sup>1</sup> Outlet sized with bushing

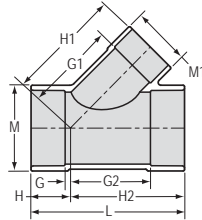
**Schedule 40 Fittings & Accessories Technical Information**  
**Schedule 40 Fittings Dimensions & Information**



**REDUCING WYE**

Socket x Socket x Socket

Pressure Rating  
 1/2" - 2" 235 psi @ 73°F  
 2-1/2" - 6" 150 psi @ 73°F  
 8" & Up 100 psi @ 73°F



Part Number	Size	G	G1	G2	H	H1	H2	L	M	M1	Approx. Wt. (Lbs.)
475-101 <sup>1</sup>	3/4x3/4x1/2	5/16	2-5/32	1-3/8	1-5/16	2-15/16	2-3/8	3-11/16	1-3/8	1-3/8	.21
475-131 <sup>1</sup>	1x1x3/4	11/32	2	1-3/4	1-15/32	3-9/32	2-7/8	4-11/32	1-23/32	1-23/32	.36
475-167 <sup>1</sup>	1-1/4x1-1/4x3/4	3/8	2-3/4	2-1/4	1-5/8	3-3/4	3-1/2	5-1/8	2-1/16	2-1/16	.63
475-168 <sup>1</sup>	1-1/4x1-1/4x1	3/8	2-5/8	2-1/4	1-5/8	3-3/4	3-1/2	5-1/8	2-1/16	2-1/16	.58
475-210 <sup>1</sup>	1-1/2x1-1/2x3/4	1/2	3-1/2	2-9/16	1-7/8	4-1/2	3-15/16	5-13/16	2-11/32	2-11/32	.82
475-211 <sup>1</sup>	1-1/2x1-1/2x1	1/2	3	2-9/16	1-7/8	4-5/32	3-15/16	5-13/16	2-11/32	2-11/32	.84
475-212 <sup>1</sup>	1-1/2x1-1/2x1-1/4	1/2	3-1/4	2-9/16	1-7/8	4-1/2	3-15/16	5-13/16	2-11/32	2-11/32	.77
475-248 <sup>1</sup>	2x2x3/4	5/8	4-1/4	3-1/4	2-1/8	5-1/8	4-3/4	6-7/8	2-7/8	2-7/8	1.41
475-249 <sup>1</sup>	2x2x1	15/32	4-3/32	3-11/32	2	5-1/8	4-7/8	6-7/8	2-7/8	2-7/8	1.38
475-251 <sup>1</sup>	2x2x1-1/2	19/32	3-7/16	3-7/32	2-1/8	4-7/8	4-3/4	6-7/8	2-7/8	2-7/8	1.35
475-292 <sup>1</sup>	2-1/2x2-1/2x2	1	5-9/16	4-1/2	3	6-15/16	6-1/2	9-9/16	4-3/16	4-3/16	4.00
475-335 <sup>1</sup>	3x3x1	11/16	5-7/8	4-7/32	2-9/16	6-15/16	6-1/8	8-23/32	4-3/16	4-3/16	3.14
475-336 <sup>1</sup>	3x3x1-1/4	7/8	5-3/4	4-1/8	2-3/4	7	6	8-3/4	4-3/16	4-3/16	3.06
475-337 <sup>1</sup>	3x3x1-1/2	1-1/16	5-19/32	4-19/32	2-15/16	6-29/32	6-15/32	9-13/32	4	4	2.53
475-338 <sup>1</sup>	3x3x2	3/4	5-9/16	4-1/4	2-5/8	6-15/16	6-1/8	8-3/4	4-3/16	4-3/16	3.19
475-339 <sup>1</sup>	3x3x2-1/2	7/8	4-1/8	4-21/32	2-3/4	6-3/4	6	8-3/4	4-3/16	4-3/16	2.59
475-420	4x4x2	-1/8	4-13/16	4-5/16	1-7/8	6-3/16	6-5/16	8-3/16	5-1/32	2-23/32	1.98
475-422	4x4x3	5/8	5-5/16	5-1/8	2-5/8	7-7/32	7-1/8	9-3/4	5-1/32	4	2.66
475-528 <sup>1</sup>	6x6x2	1/16	8-5/8	6-5/8	3	10	6-11/16	12-11/16	7-9/16	4-3/4	9.30
475-530 <sup>1</sup>	6x6x3	1/32	8-1/4	6-21/32	3-1/32	10-1/4	9-21/32	12-11/16	7-9/16	5-7/16	9.29
475-532	6x6x4	31/32	6-9/16	5-11/16	3-15/16	8-27/32	8-23/32	21-21/32	7-9/16	5-7/16	8.61
475-532F	6x6x4	2-9/16	10-9/16	9-3/16	5-13/16	12-3/16	12-7/16	18-1/4	7-3/16	5	6.71
475-578F	8x8x2	9/16	9-3/4	9-3/16	4-13/16	11-1/2	13-7/16	18-1/4	9-1/4	2-11/16	12.62
475-580F	8x8x3	1-5/16	10-7/8	9-15/16	5-9/16	13-1/8	14-3/16	19-3/4	9-1/4	3-15/16	14.36
475-582	8x8x4	11/16	9-1/8	8-3/16	3-5/16	11-3/8	12-3/16	15-1/2	9-23/32	5-1/4	14.32
475-582F	8x8x4	2-1/16	11-7/8	10-11/16	6-5/16	14-1/8	14-15/16	21-1/4	9-1/4	5	16.32
475-585F	8x8x6	3-1/2	12-13/16	12-1/8	7-3/4	16-1/16	16-3/8	24-1/8	9-1/4	7-3/16	19.47
475-621F	10x10x2	1/2	11-3/16	10-1/4	4-3/4	12-15/16	15-1/2	20-1/4	11-1/2	2-11/16	17.95
475-623F	10x10x3	1/2	12-5/16	11-1/4	5-3/4	14-9/16	16-1/2	22-1/4	11-1/2	3-15/16	18.96
475-624F	10x10x4	1-7/16	13-5/16	12-3/16	6-11/16	15-9/16	17-7/16	24-1/8	11-1/2	5	22.97
475-626	10x10x6	-3/16	12	11	4-13/16	15	16	20-25/32	12-1/16	7-21/32	28.27

<sup>1</sup> Outlet sized with bushing

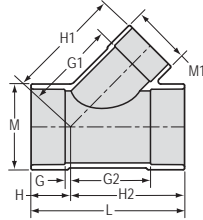


**Schedule 40 Fittings & Accessories Technical Information**  
**Schedule 40 Fittings Dimensions & Information**

**REDUCING WYE (continued)**

Socket x Socket x Socket

Pressure Rating  
 1/2" -2" 235 psi @ 73°F  
 2-1/2" -6" 150 psi @ 73°F  
 8" & Up 100 psi @ 73°F



Part Number	Size	G	G1	G2	H	H1	H2	L	M	M1	Approx. Wt. (Lbs.)
475-626F	10x10x6	3-1/2	14-1/4	14-1/4	8-3/4	17-1/2	19-1/2	28-1/4	11-1/2	7-3/16	21.45
475-628	10x10x8	1-7/32	12-3/4	12-1/4	6-7/32	16-25/32	17-9/32	23-1/2	12-1/32	9-23/32	35.50
475-628F	10x10x8	5-1/8	15-11/16	15-7/8	10-3/8	19-15/16	21-1/8	31-1/2	11-1/2	9-1/4	28.02
475-661F	12x12x2	1-1/8	12-9/16	11-5/8	5-1/8	14-5/16	17-7/8	23	13-9/16	2-11/16	40.46
475-663F	12x12x3	3/8	13-11/16	12-3/8	5-7/8	15-15/16	18-5/8	24-1/2	13-9/16	3-15/16	28.74
475-664F	12x12x4	3/8	14-11/16	13-1/8	6-5/8	16-15/16	19-3/8	26	13-9/16	5	23.93
475-666F	12x12x6	2-3/8	15-5/8	15-1/8	8-5/8	18-7/8	21-3/8	30	13-9/16	7-3/16	28.92
475-668F	12x12x8	3-7/8	17-1/16	16-5/8	10-1/8	21-5/16	22-7/8	33	13-9/16	9-1/4	45.53
475-670F	12x12x10	5-3/8	18-1/8	18-1/8	11-5/8	23-3/8	24-3/8	36	13-9/16	11-1/2	40.69
475-691F	14x14x2	2	13-7/16	12	5	15-3/16	19	24	14-7/8	2-11/16	29.36
475-693F	14x14x3	3/4	14-9/16	13-1/4	6-1/4	16-13/16	20-1/4	26-1/2	14-7/8	3-15/16	33.06
475-694F	14x14x4	0	15-9/16	14	7	17-13/16	21	28	14-7/8	5	37.45
475-696F	14x14x6	1-1/2	16-1/2	15-1/2	8-1/2	19-3/4	22-1/2	31	14-7/8	7-3/16	48.96
475-698F	14x14x8	3	17-15/16	17	10	22-3/16	24	34	14-7/8	9-1/8	48.96
475-700F	14x14x10	4-1/2	19	18-1/2	11-1/2	24-1/4	25-1/2	37	14-7/8	11-1/2	60.73
475-702F	14x14x12	7	20-15/16	21	14	27-3/16	28	42	14-7/8	13-9/16	69.34
475-751F	16x16x2	2	14-3/4	14	6	16-1/2	22	28	17	2-11/16	37.81
475-753F	16x16x3	1-1/8	15-7/8	14-7/8	6-7/8	18-1/8	22-7/8	29-3/4	17	3-15/16	40.93
475-754F	16x16x4	1/2	16-7/8	15-1/2	7-1/2	19-1/8	23-1/2	31	17	5	50.95
475-756F	16x16x6	1-7/8	17-13/16	17-7/8	9-7/8	21-1/16	25-7/8	35-3/4	17	7-3/16	60.24
475-758F	16x16x8	2-1/2	19-1/4	18-1/2	10-1/2	23-1/2	26-1/2	37	17	9-1/4	70.40
475-760F	16x16x10	4	20-5/16	20	12	25-9/16	28	40	17	11-1/2	73.02
475-762F	16x16x12	5-1/2	22-1/4	21-1/2	13-1/2	28-1/2	29-1/2	43	17	13-9/16	90.59
475-764F	16x16x14	6-3/8	22-1/2	22-3/8	14-3/8	29-1/2	30-3/8	44-3/4	17	14-7/8	100.41
475-786F	18x18x6	7/8	19-1/8	18-7/8	9-7/8	22-3/8	27-7/8	37-3/4	19-1/8	7-3/16	81.78
475-788F	18x18x8	2-3/8	20-9/16	20-3/8	11-3/8	24-13/16	29-3/8	40-3/4	19-1/8	9-1/4	101.85
475-790F	18x18x10	3-3/8	21-5/8	21-3/8	12-3/8	26-7/8	30-3/8	42-3/4	19-1/8	11-1/2	83.99
475-792F	18x18x12	4-7/8	23-9/16	22-7/8	13-7/8	29-13/16	31-7/8	45-3/4	19-1/8	13-9/16	92.98
475-794F	18x18x14	5-3/8	23-13/16	23-3/8	14-3/8	30-13/16	32-3/8	46-3/4	19-1/8	14-7/8	116.88
475-796F	18x18x16	7-7/8	26-1/16	25-7/8	16-7/8	34-1/16	34-7/8	51-3/4	19-1/8	17	121.63
475-816F	20x20x6	1/8	20-1/2	19-7/8	9-7/8	23-3/4	29-7/8	39-3/4	21-3/16	7-3/16	101.52
475-818F	20x20x8	1-3/8	21-15/16	21-3/8	11-3/8	26-3/16	31-3/8	42-3/4	21-3/16	9-1/4	109.36
475-820F	20x20x10	2-3/8	23	22-3/8	12-3/8	28-1/4	32-3/8	44-3/4	21-3/16	11-1/2	120.53
475-822F	20x20x12	4-3/8	24-15/16	24-3/8	14-3/8	31-3/16	34-3/8	48-3/4	21-3/16	13-9/16	135.66
475-824F	20x20x14	4-7/8	25-3/16	24-7/8	14-7/8	32-3/16	34-7/8	49-3/4	21-3/16	14-7/8	129.00

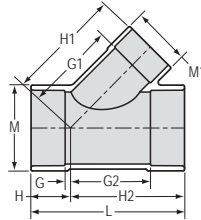
**Schedule 40 Fittings & Accessories Technical Information**  
**Schedule 40 Fittings Dimensions & Information**



**REDUCING WYE (continued)**

Socket x Socket x Socket

Pressure Rating  
 1/2" -2" 235 psi @ 73°F  
 2-1/2" -6" 150 psi @ 73°F  
 8" & Up 100 psi @ 73°F

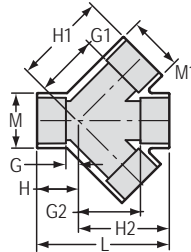


Part Number	Size	G	G1	G2	H	H1	H2	L	M	M1	Approx. Wt. (Lbs.)
475-826F	20x20x16	6-3/8	27-7/16	26-3/8	16-3/8	35-7/16	36-3/8	52-3/4	21-3/16	17	161.54
475-828F	20x20x18	7-7/8	28-13/16	27-7/8	17-7/8	37-13/16	37-7/8	55-3/4	21-3/16	19-1/8	158.46
475-906F	24x24x6	1-1/4	23-3/16	22-3/4	10-3/4	26-7/16	34-3/4	45-1/2	25-3/8	7-3/16	149.00
475-908F	24x24x8	1/4	24-5/8	24-1/4	12-1/4	28-7/8	36-1/4	48-1/2	25-3/8	9-1/4	165.00
475-910F	24x24x10	1-3/8	25-11/16	25-3/8	13-3/8	30-15/16	37-3/8	50-3/4	25-3/8	11-1/2	176.10
475-912F	24x24x12	3-1/4	27-5/8	27-1/4	15-1/4	33-7/8	39-1/4	54-1/2	25-3/8	13-9/16	153.58
475-914F	24x24x14	4	27-7/8	28	16	34-7/8	40	56	25-3/8	14-7/8	184.50
475-916F	24x24x16	6-3/8	30-1/8	30-3/8	18-3/8	38-1/8	42-3/8	60-3/4	25-3/8	17	185.70
475-918F	24x24x18	7-7/8	31-1/2	31-7/8	19-7/8	40-1/2	43-7/8	63-3/4	25-3/8	19-1/8	185.70
475-920F	24x24x20	9-1/8	33	33-1/8	21-1/8	43	45-1/8	66-1/4	25-3/8	21-3/16	232.49

**DOUBLE WYE**

Socket x Socket x Socket x Socket

Pressure Rating  
 150 psi @ 73°F



Part Number	Size	G	G1	G2	H	H1	H2	L	M	M1	Approx. Wt. (Lbs.)
476-020F	2	3-5/16	5-11/16	5-11/16	4-11/16	7-1/16	7-1/16	11-3/4	2-3/4	2-3/4	1.25
476-030F	3	4-7/8	8-3/8	8-3/8	6-3/4	10-1/14	10-1/4	17	4	4	5.42
476-040F	4	4-5/8	9-3/4	9-1/8	6-7/8	11-11/16	11-3/8	18-1/4	5	5-1/16	10.09
476-060F	6	4-7/8	11-1/2	11-1/2	8-1/8	14-3/4	14-3/4	22-7/8	7-3/16	7-3/16	20.91
476-080F	8	5-5/8	14-5/16	14-5/16	9-7/8	18-9/16	18-9/16	28-7/16	9-1/4	9-1/4	25.02
476-100F	10	6-9/16	17-1/4	17-1/4	11-13/16	22-1/2	22-1/2	34-5/16	11-1/2	11-1/2	37.91
476-120F	12	7-5/16	20-1/16	20-1/16	13-9/16	26-5/16	26-5/16	39-7/8	13-9/16	13-9/16	63.02
476-140F	14	7-3/16	21-3/16	21-3/16	14-3/16	28-3/16	28-3/16	42-3/8	14-7/8	14-7/8	110.64

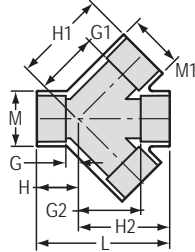


**Schedule 40 Fittings & Accessories Technical Information**  
**Schedule 40 Fittings Dimensions & Information**

**REDUCING DOUBLE WYE**

Socket x Socket x Socket x Socket

Pressure Rating  
150 psi @ 73°F



Part Number	Size	G	G1	G2	H	H1	H2	L	M	M1	Approx. Wt. (Lbs.)
476-338	3x2	7/32	4-1/4	4-1/32	2-3/32	5-3/4	5-29/32	8	4-3/16	2-7/8	2.27
476-528F	6x2	7/8	8-7/16	7-1/2	4-1/8	10-3/16	10-3/4	14-7/8	7-3/16	2-11/16	5.87
476-530F	6x3	1-13/16	9-9/16	8-7/16	5-1/16	11-13/16	11-11/16	16-3/4	7-3/16	3-15/16	10.29
476-532F	6x4	2-9/16	10-9/16	9-3/16	5-13/16	12-13/16	12-7/16	18-1/4	7-3/16	5	9.52
476-578F	8x2	9/16	9-3/4	9-3/16	4-13/16	11-1/2	13-7/16	18-1/4	9-1/4	2-11/16	12.49
476-580F	8x3	1-5/16	10-7/8	9-15/16	5-9/16	13-1/8	14-3/16	19-3/4	9-1/4	3-15/16	15.79
476-582F	8x4	2-1/16	11-7/8	10-11/16	6-5/16	14-1/8	14-15/16	21-1/4	9-1/4	5	12.73
476-585F	8x6	3-1/2	12-13/16	12-1/8	7-3/4	16-1/16	16-3/8	24-1/8	9-1/4	7-3/16	24.52
476-621F	10x2	1/2	11-3/16	10-1/4	4-3/4	12-15/16	15-1/2	20-1/4	11-1/2	2-11/16	13.93
476-623F	10x3	1/2	12-5/16	11-1/4	5-3/4	14-9/16	16-1/2	22-1/4	11-1/2	3-15/16	16.31
476-624F	10x4	1-7/16	13-5/16	12-3/16	6-11/16	15-9/16	17-7/16	24-1/8	11-1/2	5	18.71
476-626F	10x6	3-1/2	14-1/4	14-1/4	8-3/4	17-1/2	19-1/2	28-1/4	11-1/2	7-3/16	24.65
476-628F	10x8	5-1/8	15-11/16	15-7/8	10-3/8	19-15/16	21-1/8	31-1/2	11-1/2	9-1/4	31.59
476-661F	12x2	1-1/8	12-9/16	11-5/8	5-1/8	14-5/16	17-7/8	23	13-9/16	2-11/16	32.18
476-663F	12x3	3/8	13-11/16	12-3/8	5-7/8	15-15/16	18-5/8	24-1/2	13-9/16	3-15/16	35.93
476-664F	12x4	3/8	14-11/16	13-1/8	6-5/8	16-15/16	19-3/8	26	13-9/16	5	25.49
476-666F	12x6	2-3/8	15-5/8	15-1/8	8-5/8	18-7/8	21-3/8	30	13-9/16	7-3/16	42.56
476-668F	12x8	3-7/8	17-1/16	16-5/8	10-1/8	21-5/16	22-7/8	33	13-9/16	9-1/4	37.86
476-670F	12x10	5-3/8	18-1/8	18-1/8	11-5/8	23-3/8	24-3/8	36	13-9/16	11-1/2	67.89
476-756F	16x6	1-7/8	17-13/16	17-7/8	9-7/8	21-1/16	25-7/8	35-3/4	17	7-3/16	64.27
476-786F	18x6	7/8	19-1/8	18-7/8	9-7/8	22-3/8	27-7/8	37-3/4	19-1/8	7-3/16	91.45

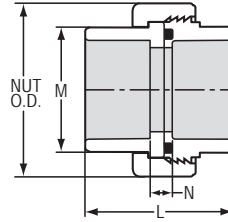
**Schedule 40 Fittings & Accessories Technical Information**  
**Schedule 40 Unions Dimensions & Information**



**UNION**

Socket x Socket w/O-ring Seal

Pressure Rating 150 psi @ 73°F

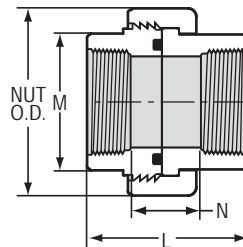


Part Number		Size	L	M	N	Nut O.D.	Approx. Wt. (Lbs.)
w/O-ring Seal							
BUNA-N	EPDM						
457-005	497-005	1/2	1-27/32	1-3/32	11/32	1-23/32	.08
457-007	497-007	3/4	2-3/16	1-5/16	11/32	1-31/32	.12
457-010	497-010	1	2-7/16	1-5/8	11/32	2-3/8	.18
457-012	497-012	1-1/4	2-29/32	1-31/32	13/32	2-11/16	.24
457-015	497-015	1-1/2	3-1/32	2-1/4	3/8	3-3/32	.32
457-020	497-020	2	3-9/32	2-23/32	17/32	3-5/8	.54
457-025	497-025	2-1/2	4-1/16	3-11/32	9/16	4-3/8	.85
457-030	497-030	3	4-11/32	4	11/16	5-3/32	1.26
457-040	497-040	4	4-5/8	5-1/32	19/32	6-3/16	1.78
457-060	497-060	6	6-7/8	7-9/32	13/16	8-7/8	5.22

**UNION**

Fipt x Fipt w/O-ring Seal

Pressure Rating 150 psi @ 73°F



Part Number		Size	L	M	N	Nut O.D.	Approx. Wt. (Lbs.)
w/O-ring Seal							
BUNA-N	EPDM						
458-005	498-005	1/2	1-25/32	1-3/32	5/16	1-23/32	.09
458-007	498-007	3/4	1-25/32	1-5/16	11/32	1-31/32	.12
458-010	498-010	1	2-1/8	1-5/8	11/32	2-3/8	.19
458-012	498-012	1-1/4	2-1/4	1-31/32	13/32	2-11/16	.24
458-015	498-015	1-1/2	2-9/32	2-1/4	3/8	3-3/32	.31
458-020	498-020	2	2-1/2	2-23/32	1/2	3-5/8	.47
458-025	498-025	2-1/2	3-5/32	3-11/32	9/16	4-3/8	.86
458-030	498-030	3	3-13/32	4	5/8	5-3/32	1.26
458-040	498-040	4	3-9/16	5-1/32	5/8	6-3/16	1.74
458-060	498-060	6	4-27/32	7-1/4	1-1/2	8-7/8	4.83

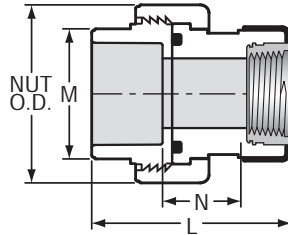


**Schedule 40 Fittings & Accessories Technical Information**  
**Schedule 40 Unions Dimensions & Information**

**TRANSITION UNION**

Socket x Fipt w/Metal Thread Insert and O-ring Seal

Pressure Rating 235 psi @ 73°F



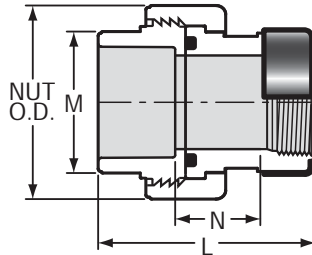
Part Number		Size	L	M	N	Nut O.D.	Approx. Wt. (Lbs.)
w/O-ring Seal							
BUNA-N	EPDM						
459-010BR	499-010BR	1	2-13/16	1-7/8	1-1/32	2-7/8	.52
459-012BR	499-012BR	1-1/4	3-9/32	2-7/32	1-1/16	3-5/16	.68
459-015BR	499-015BR	1-1/2	3-1/2	2-9/16	1-3/32	3-17/32	.89
459-020BR	499-020BR	2	3-5/8	2-7/8	1-1/4	4-5/16	1.59

Not intended to convey or dispense water for human consumption through drinking or cooking

**SPECIAL REINFORCED UNION**

Socket x SR Fipt w/O-ring Seal

Pressure Rating 235 psi @ 73°F



Part Number		Size	L	M	N	Nut O.D.	Approx. Wt. (Lbs.)
w/O-ring Seal							
BUNA-N	EPDM						
459-002SR	499-002SR	1/4	2-1/8	7/8	29/32	1-11/16	.10
459-003SR	499-003SR	3/8	2-5/16	1	1	1-13/16	.06
459-005SR	499-005SR	1/2	2-9/32	1-9/32	21/32	1-31/32	.17
459-007SR	499-007SR	3/4	2-19/32	1-17/32	27/32	2-1/2	.28
459-010SR	499-010SR	1	2-15/16	1-11/16	7/8	2-7/8	.42
459-012SR	499-012SR	1-1/4	3-7/32	2-1/16	31/32	3-5/16	.55
459-015SR	499-015SR	1-1/2	3-7/16	2-9/16	1-1/16	3-9/16	.68
459-020SR	499-020SR	2	4-1/8	3	1-9/16	4-5/32	1.11
459-030SR	499-030SR	3	5-9/32	4-5/16	1-31/32	5-13/16	2.55
459-040SR	499-040SR	4	5-15/16	5-1/4	2-1/8	5-3/4	4.04

Authorized Distributor:

**Aetna Plastics Corp.**

9075 Bank Street, Valley View, Ohio 44125

Tel: 800-634-3074 • 216-781-4421 • Fax: 216-524-2280

E-mail: sales@aetnaplastics.com • Website: www.aetnaplastics.com