




Low-Consumption (1.6 gpf/6.0 Lpf) Toilets & High Efficiency (1.1 gpf/4.2 Lpf) Toilets

Two-Piece Toilets Vitreous China	DESCRIPTION	NET WEIGHT	FTS	COLORS
 <p><b>YORKVILLE™ RIGHT HEIGHT® ELONGATED PRESSURE-ASSISTED TOILET</b></p> <p>• Floor-mounted, back-outlet toilet combination bowl and tank less seat • Pressure-assisted siphon jet action • EverClean® Antimicrobial Surface • Elongated 16-1/2" high bowl for accessible applications</p> <p>Nominal Dimensions: • 29-3/4" x 20-1/2" x 30-3/4" (752 x 516 x 780 mm) Recommended working pressure range 25 psi - 80 psi</p>	<p>• Fully glazed 2-1/8" trapway • 10" x 12" water surface area • Close-coupled flushometer tank • Chrome metal trip lever • Spaced Compact™ tank/bowl coupling system • 4 bolt caps • Sanitary bar on bowl applications</p>			
	<p><b>YORKVILLE™ RIGHT HEIGHT® ELONGATED PRESSURE-ASSISTED TOILET - 1.6 gpf/6.0 Lpf</b></p>			
 <p><b>EVERCLEAN®</b></p>  <p>When used with 1.1 gpf tanks</p>	<p><b>YORKVILLE™ RIGHT HEIGHT® ELONGATED PRESSURE-ASSISTED TOILET</b> 1.1 gpf/4.2 Lpf FLOWISE™</p> <p>• High efficiency ultra low-consumption (1.1 gpf/4.2 Lpf), utilizes 31% less water • Meets EPA WaterSense® criteria</p>			
	<p><b>Available Component Parts:</b></p>			
3703.001	Elongated 16-1/2" high bowl with 4 bolt caps and 2 floor screws. For use with both 1.6 gpf and 1.1 gpf tanks.	58 lbs (26.5 kg)	1.83	020 White 021 Stone 222 Linen
4142.016	1.6 gpf flushometer tank complete with coupling components	42 lbs (19.1 kg)	1.00	020 White 021 Stone 222 Linen
4142.000	1.6 gpf tank for locking device	42 lbs (19.1 kg)	1.00	020 White 021 Stone 222 Linen
4142.000	1.6 gpf tank with right-hand trip lever	42 lbs (19.1 kg)	1.00	020 White 021 Stone 222 Linen
4142.000	1.6 gpf tank with right-hand trip lever and locking device	42 lbs (19.1 kg)	1.00	020 White 021 Stone 222 Linen
4142.000	1.1 gpf flushometer tank complete with coupling components	42 lbs (19.1 kg)	1.00	020 White 021 Stone 222 Linen
4142.001	1.1 gpf tank for locking device	42 lbs (19.1 kg)	1.00	020 White 021 Stone 222 Linen
4142.001	1.1 gpf tank with right-hand trip lever	42 lbs (19.1 kg)	1.00	020 White 021 Stone 222 Linen
4142.001	1.1 gpf tank with right-hand trip lever and locking device	42 lbs (19.1 kg)	1.00	020 White 021 Stone 222 Linen
732123-400	Tank cover			020 White 021 Stone 222 Linen
732123-401	Tank cover for locking device			020 White 021 Stone 222 Linen
7321047-200.0020A	Left-hand trip lever assembly			
7321049-200.0020A	Right-hand trip lever assembly			

When installed, top of seat is 17" to 19" (432 mm to 483 mm) from the finished floor.

Meets all ANSI/APSP/ICC Low-Consumption, Water Conservation Requirements.

MEETS THE AMERICANS WITH DISABILITIES ACT GUIDELINES AND ADA 117.1 REQUIREMENTS FOR ACCESSIBLE AND USABLE BUILDING FACILITIES-CHECK LOCAL CODES

► 7321047 PART

See pages 185-188 for available toilet seat models.

Toilets and components with this designation are not available for sale in California and Texas.

Point values subject to change.