

Ordering & Sizing Information

P-Series (Enclosed) - Centrifugals

Single-Phase & Three-Phase (200-230 V, 480 V)

UL/NEMA 3R Enclosures

Voltage	Model No.	HP	FLA	Wt. (lbs)	Description
200-230 V	CIE3R-CENP003-P2-1	3	12	179	N3R, 3 HP, 230 V, 1-Ph Enclosed VFD, MCCB, LR
	CIE3R-CENP010-P2-1	10	32	202	N3R, 10 HP, 230 V, 1-Ph Enclosed VFD, MCCB, LR
	CIE3R-CENP015-P2-1 (230V Only)	15	46	243	N3R, 15 HP, 230 V, 1-Ph Enclosed VFD, MCCB, LR
	CIE3R-CENP020-P2-1 (230V Only)	20	60	268	N3R, 20 HP, 230 V, 1-Ph Enclosed VFD, MCCB, LR
	CIE3R-CENP015-P2-3	15	60	202	N3R, 15 HP, 230 V, 3-Ph Enclosed VFD, MCCB, LR
	CIE3R-CENP020-P2-3	20	74	207	N3R, 20 HP, 230 V, 3-Ph Enclosed VFD, MCCB, LR
	CIE3R-CENP025-P2-3	25	88	243	N3R, 25 HP, 230 V, 3-Ph Enclosed VFD, MCCB, LR
	CIE3R-CENP030-P2-3	30	115	268	N3R, 30 HP, 230 V, 3-Ph Enclosed VFD, MCCB, LR
480 V	CIE3R-CENP010-P4-1	10	16	197	N3R, 10 HP, 460 V, 1-Ph Enclosed VFD, MCCB, LR
	CIE3R-CENP015-P4-1	15	24	219	N3R, 15 HP, 460 V, 1-Ph Enclosed VFD, MCCB, LR
	CIE3R-CENP020-P4-1	20	30	245	N3R, 20 HP, 460 V, 1-Ph Enclosed VFD, MCCB, LR
	CIE3R-CENP025-P4-1	25	39	279	N3R, 25 HP, 460 V, 1-Ph Enclosed VFD, MCCB, LR
	CIE3R-CENP030-P4-1	30	45	279	N3R, 30 HP, 460 V, 1-Ph Enclosed VFD, MCCB, LR
	CIE3R-CENP040-P4-1	40	55	289	N3R, 40 HP, 460 V, 1-Ph Enclosed VFD, MCCB, LR
	CIE3R-CENP050-P4-1	50	75	366	N3R, 50 HP, 460 V, 1-Ph Enclosed VFD, MCCB, LR
	CIE3R-CENP060-P4-1	60	91	368	N3R, 60 HP, 460 V, 1-Ph Enclosed VFD, MCCB, LR
	CIE3R-CENP075-P4-1	75	110	1025	N3R, 75 HP, 460 V, 1-Ph Enclosed VFD, MCCB, LR
	CIE3R-CENP100-P4-1	100	152	1060	N3R, 100 HP, 460 V, 1-Ph Enclosed VFD, MCCB, LR
	CIE3R-CENP125-P4-1	125	183	1091	N3R, 125 HP, 460 V, 1-Ph Enclosed VFD, MCCB, LR
	CIE3R-CENP150-P4-1	150	223	1746	N3R, 150 HP, 460 V, 1-Ph Enclosed VFD, MCCB, LR
	CIE3R-CENP200-P4-1	200	264	1752	N3R, 200 HP, 460 V, 1-Ph Enclosed VFD, MCCB, LR
	CIE3R-CENP015-P4-3	15	30	197	N3R, 15 HP, 460 V, 3-Ph Enclosed VFD, MCCB, LR
	CIE3R-CENP020-P4-3	20	39	200	N3R, 20 HP, 460 V, 3-Ph Enclosed VFD, MCCB, LR
	CIE3R-CENP025-P4-3	25	45	219	N3R, 25 HP, 460 V, 3-Ph Enclosed VFD, MCCB, LR
	CIE3R-CENP030-P4-3	30	61	245	N3R, 30 HP, 460 V, 3-Ph Enclosed VFD, MCCB, LR
	CIE3R-CENP040-P4-3	40	75	279	N3R, 40 HP, 460 V, 3-Ph Enclosed VFD, MCCB, LR
	CIE3R-CENP050-P4-3	50	91	279	N3R, 50 HP, 460 V, 3-Ph Enclosed VFD, MCCB, LR
	CIE3R-CENP060-P4-3	60	110	289	N3R, 60 HP, 460 V, 3-Ph Enclosed VFD, MCCB, LR
	CIE3R-CENP075-P4-3	75	152	366	N3R, 75 HP, 460 V, 3-Ph Enclosed VFD, MCCB, LR
	CIE3R-CENP100-P4-3	100	183	368	N3R, 100 HP, 460 V, 3-Ph Enclosed VFD, MCCB, LR
	CIE3R-CENP125-P4-3	125	223	1007	N3R, 125 HP, 460 V, 3-Ph Enclosed VFD, MCCB, LR
	CIE3R-CENP150-P4-3	150	264	1060	N3R, 150 HP, 460 V, 3-Ph Enclosed VFD, MCCB, LR
CIE3R-CENP200-P4/3	200	325	1091	N3R, 200 HP, 460 V, 3-Ph Enclosed VFD, MCCB, LR	

* Phase refers to incoming power, not motor.

NOTE: The drive MUST BE sized according to the motor manufacturer's maximum amperage draw. Upsize VFD for ambient temperature compensation (see VFD specs for temperature rating). (See Stand Alone drive section)

† 600 V available upon request. Contact manufacturer for more details.

Description Key	
N3R	NEMA 3R Enclosure
1-Ph	Single-Phase
3-Ph	Three-Phase
MCCB	Molded Case Circuit Breaker
LR	Line Reactor
OR	Output (Load) Reactor
OF	Output Filter

Ordering & Sizing Information

P-Series (Enclosed) - Submersibles

Single-Phase & Three-Phase (200-230 V, 480 V)

UL/NEMA 3R Enclosures

Voltage	Model No.	HP	FLA	Wt. (lbs)	Description
200-230 V	CIE3R-SUBP010-P2-1 (230 V Only)	10	32	215	N3R, 10 HP, 230 V, 1-Ph Enclosed VFD, MCCB, LR, OR
	CIE3R-SUBP015-P2-1 (230 V Only)	15	46	275	N3R, 15 HP, 230 V, 1-Ph Enclosed VFD, MCCB, LR, OR
	CIE3R-SUBP020-P2-1 (230 V Only)	20	60	300	N3R, 20 HP, 230 V, 1-Ph Enclosed VFD, MCCB, LR, OR
	CIE3R-SUBP015-P2-3	15	60	215	N3R, 15 HP, 230 V, 3-Ph Enclosed VFD, MCCB, LR, OR
	CIE3R-SUBP020-P2-3	20	75	223	N3R, 20 HP, 230 V, 3-Ph Enclosed VFD, MCCB, LR, OR
	CIE3R-SUBP025-P2-3	25	88	275	N3R, 25 HP, 230 V, 3-Ph Enclosed VFD, MCCB, LR, OR
	CIE3R-SUBP030-P2-3	30	115	300	N3R, 30 HP, 230 V, 3-Ph Enclosed VFD, MCCB, LR, OR
480 V	CIE3R-SUBP010-P4-1	10	16	210	N3R, 10 HP, 460 V, 1-Ph Enclosed VFD, MCCB, LR, OF
	CIE3R-SUBP015-P4-1	15	24	234	N3R, 15 HP, 460 V, 1-Ph Enclosed VFD, MCCB, LR, OF
	CIE3R-SUBP020-P4-1	20	30	260	N3R, 20 HP, 460 V, 1-Ph Enclosed VFD, MCCB, LR, OF
	CIE3R-SUBP025-P4-1	25	39	297	N3R, 25 HP, 460 V, 1-Ph Enclosed VFD, MCCB, LR, OF
	CIE3R-SUBP030-P4-1	30	45	297	N3R, 30 HP, 460 V, 1-Ph Enclosed VFD, MCCB, LR, OF
	CIE3R-SUBP040-P4-1	40	75	338	N3R, 40 HP, 460 V, 1-Ph Enclosed VFD, MCCB, LR, OF
	CIE3R-SUBP050-P4-1	50	75	391	N3R, 50 HP, 460 V, 1-Ph Enclosed VFD, MCCB, LR, OF
	CIE3R-SUBP060-P4-1	60	91	411	N3R, 60 HP, 460 V, 1-Ph Enclosed VFD, MCCB, LR, OF
	CIE3R-SUBP075-P4-1	75	110	1068	N3R, 75 HP, 460 V, 1-Ph Enclosed VFD, MCCB, LR, OF
	CIE3R-SUBP100-P4-1	100	152	1119	N3R, 100 HP, 460 V, 1-Ph Enclosed VFD, MCCB, LR, OF
	CIE3R-SUBP125-P4-1	125	223	1156	N3R, 125 HP, 460 V, 1-Ph Enclosed VFD, MCCB, LR, OF
	CIE3R-SUBP150-P4-1	150	223	1130	N3R, 150 HP, 460 V, 1-Ph Enclosed VFD, MCCB, LR, OF
	CIE3R-SUBP200-P4-1	200	306	1476	N3R, 200 HP, 460 V, 1-Ph Enclosed VFD, MCCB, LR, OF
	CIE3R-SUBP015-P4-3	15	30	212	N3R, 15 HP, 460 V, 3-Ph Enclosed VFD, MCCB, LR, OF
	CIE3R-SUBP020-P4-3	20	39	215	N3R, 20 HP, 460 V, 3-Ph Enclosed VFD, MCCB, LR, OF
	CIE3R-SUBP025-P4-3	25	45	238	N3R, 25 HP, 460 V, 3-Ph Enclosed VFD, MCCB, LR, OF
	CIE3R-SUBP030-P4-3	30	61	263	N3R, 30 HP, 460 V, 3-Ph Enclosed VFD, MCCB, LR, OF
	CIE3R-SUBP040-P4-3	40	75	297	N3R, 40 HP, 460 V, 3-Ph Enclosed VFD, MCCB, LR, OF
	CIE3R-SUBP050-P4-3	50	91	304	N3R, 50 HP, 460 V, 3-Ph Enclosed VFD, MCCB, LR, OF
	CIE3R-SUBP060-P4-3	60	110	332	N3R, 60 HP, 460 V, 3-Ph Enclosed VFD, MCCB, LR, OF
	CIE3R-SUBP075-P4-3	75	152	409	N3R, 75 HP, 460 V, 3-Ph Enclosed VFD, MCCB, LR, OF
	CIE3R-SUBP100-P4-3	100	183	427	N3R, 100 HP, 460 V, 3-Ph Enclosed VFD, MCCB, LR, OF
	CIE3R-SUBP125-P4-3	125	223	1071	N3R, 125 HP, 460 V, 3-Ph Enclosed VFD, MCCB, LR, OF
	CIE3R-SUBP150-P4-3	150	264	1130	N3R, 150 HP, 460 V, 3-Ph Enclosed VFD, MCCB, LR, OF
CIE3R-SUBP200-P4-3	200	325	1177	N3R, 200 HP, 460 V, 3-Ph Enclosed VFD, MCCB, LR, OF	

* Phase refers to incoming power, not motor.

NOTE: The drive **MUST BE** sized according to the motor manufacturer's maximum amperage draw. Upsize VFD for ambient temperature compensation (see VFD specs for temperature rating). (See Stand Alone drive section)

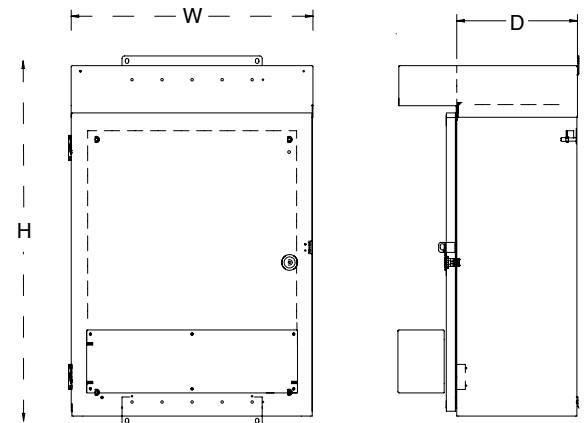
† 600 V available upon request. Contact manufacturer for more details.

Description Key	
N3R	NEMA 3R Enclosure
1-Ph	Single-Phase
3-Ph	Three-Phase
MCCB	Molded Case Circuit Breaker
LR	Line Reactor
OR	Output (Load) Reactor
OF	Output Filter

3R Enclosed Dimension

P-Series Model No.	H	W	D
CIE3R-CENP003-P2-1	35	24	12
CIE3R-CENP010-P2-1			
CIE3R-CENP015-P2-1	41	24	12
CIE3R-CENP020-P2-1	47	24	14
CIE3R-CENP015-P2-3	35	24	12
CIE3R-CENP020-P2-3			
CIE3R-CENP025-P2-3	41	24	12
CIE3R-CENP030-P2-3	47	24	14
CIE3R-CENP010-P4-1	35	24	12
CIE3R-CENP015-P4-1	41	24	12
CIE3R-CENP020-P4-1	47	24	14
CIE3R-CENP025-P4-1			
CIE3R-CENP030-P4-1			
CIE3R-CENP040-P4-1			
CIE3R-CENP050-P4-1	56	36	16
CIE3R-CENP060-P4-1			
CIE3R-CENP075-P4-1	60	60	24
CIE3R-CENP100-P4-1			
CIE3R-CENP125-P4-1			
CIE3R-CENP150-P4-1	72	72	24
CIE3R-CENP200-P4-1			
CIE3R-CENP015-P4-3	35	24	12
CIE3R-CENP020-P4-3			
CIE3R-CENP025-P4-3	41	24	12
CIE3R-CENP030-P4-3	47	24	14
CIE3R-CENP040-P4-3			
CIE3R-CENP050-P4-3			
CIE3R-CENP060-P4-3			
CIE3R-CENP075-P4-3	56	36	16
CIE3R-CENP100-P4-3			
CIE3R-CENP125-P4-3	60	60	24
CIE3R-CENP150-P4-3			
CIE3R-CENP200-P4-3			

P-Series Model No.	H	W	D
CIE3R-SUBP010-P2-1	35	24	12
CIE3R-SUBP015-P2-1			
CIE3R-SUBP020-P2-1	41	24	12
CIE3R-SUBP015-P2-3	47	24	14
CIE3R-SUBP020-P2-3	35	24	12
CIE3R-SUBP025-P2-3			
CIE3R-SUBP030-P2-3	41	24	12
CIE3R-SUBP010-P4-1	47	24	14
CIE3R-SUBP015-P4-1	35	24	12
CIE3R-SUBP020-P4-1	41	24	12
CIE3R-SUBP025-P4-1	47	24	14
CIE3R-SUBP030-P4-1			
CIE3R-SUBP040-P4-1			
CIE3R-SUBP050-P4-1			
CIE3R-SUBP060-P4-1	56	36	16
CIE3R-SUBP075-P4-1			
CIE3R-SUBP100-P4-1	60	60	24
CIE3R-SUBP125-P4-1			
CIE3R-SUBP150-P4-1			
CIE3R-SUBP200-P4-1	72	72	24
CIE3R-SUBP015-P4-3			
CIE3R-SUBP020-P4-3	35	24	12
CIE3R-SUBP025-P4-3			
CIE3R-SUBP030-P4-3	41	24	12
CIE3R-SUBP040-P4-3	47	24	14
CIE3R-SUBP050-P4-3			
CIE3R-SUBP060-P4-3			
CIE3R-SUBP075-P4-3			
CIE3R-SUBP100-P4-3	56	36	16
CIE3R-SUBP125-P4-3			
CIE3R-SUBP150-P4-3	60	60	24
CIE3R-SUBP200-P4-3			



*All measurements in inches

* Contact Franklin or visit www.franklin-electric.com for larger enclosed VFD dimensions

Ordering & Sizing Information

P-Series (Stand Alone Large Drive)

Single-Phase & Three-Phase (200-230 V)

Model No.	Output Full Load Amps		Wt. (lbs)	3% Line Reactor **	
	1Ø	3Ø		Model No.	Wt. (lbs)
CI-007-P2	12	24	11	KDRULB23LE01	18.5
CI-010-P2	16	32	13.2	KDRULD25LE01	22.5
CI-015-P2	23	46	13.2	KDRULD24LE01	22.5
CI-020-P2	30	60	29	KDRULD26LE01	22.5
CI-025-P2	37	74	30	KDRULC22LE01	25.5
CI-030-P2	44	88	44.1	KDRULF24LE01	67
CI-040-P2	57	115	44.1	KDRULF25LE01	67

* Phase refers to incoming power, not motor.

** 3% Line Reactors are sold separately from stand alone drives.

NOTE: The drive MUST BE sized according to the motor manufacturer's maximum amperage draw. Upsize VFD for ambient temperature compensation (see VFD specs for temperature rating).

P-Series (Stand Alone Large Drive)

Single-Phase & Three-Phase (480 V)

Model No.	Output Full Load Amps		Wt. (lbs)	3% Line Reactor **	
	1Ø	3Ø		Model No.	Wt. (lbs)
CI-007-P4	6	12	11	KDRULA4LE01	14.5
CI-010-P4	8	16	13.2	KDRULA5LE01	14.5
CI-015-P4	12	24	13.2	KDRULB2LE01	18.5
CI-020-P4	15	30	28	KDRULB1LE01	18.5
CI-025-P4	19	39	29	KDRULD1LE01	20.5
CI-030-P4	22	45	44.1	KDRULD2LE01	20.5
CI-040-P4	30	61	44.1	KDRULC1LE01	20.5
CI-050-P4	32	75	60	KDRULF2LE01	67
CI-060-P4	45	91	60	KDRULF4LE01	25.5
CI-075-P4	55	110	64	KDRULF3LE01	67
CI-100-P4	76	152	93	KDRULH3LE01	78
CI-125-P4	94	183	95	KDRULH2LE01	78
CI-150-P4	111	223	223	KDRULH1LE01	108
CI-200-P4	132	264	223	KDRULG3LE01	78
CI-250-P4	162	325	252	KDRULG1LE01	108
CI-350-P4	216	432	442	KDRULJ2LE01	78
CI-400-P4	273	547	442	KDRULJ1LE01	131

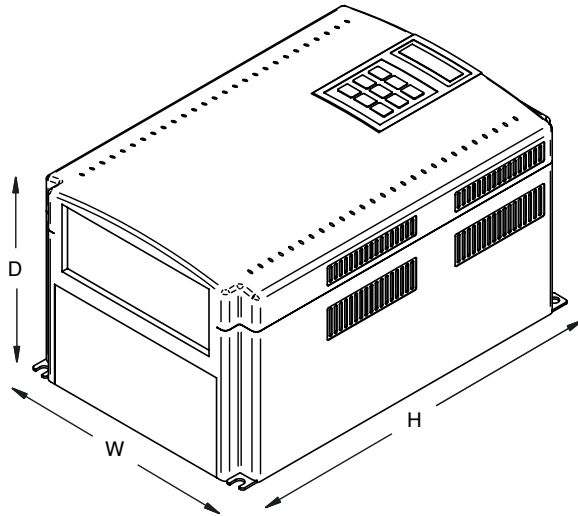
* Phase refers to incoming power, not motor.

** 3% Line Reactors are sold separately from stand alone drives.

NOTE: The drive MUST BE sized according to the motor manufacturer's maximum amperage draw. Upsize VFD for ambient temperature compensation (see VFD specs for temperature rating).

† 600 V available upon request. Contact manufacturer for more details.

P-Series Large Drive Dimension



* Line Reactors housed in separate UL/NEMA 1 Type Enclosure

P-Series Drive	H	W	D
CI-007-P2	11.19	5.91	6.17
CI-007-P4			
CI-010-P2	11.18	7.87	7.16
CI-010-P4			
CI-015-P2	11.18	7.87	7.16
CI-015-P4			
CI-020-P2	15.16	9.84	7.94
CI-020-P4			
CI-025-P2	15.16	9.84	7.94
CI-025-P4			
CI-030-P2	18.11	11.97	9.22
CI-030-P4			
CI-040-P2	18.11	11.97	9.22
CI-040-P4			
CI-050-P4	20.28	11.81	10.46
CI-060-P4	20.28	11.81	10.46
CI-075-P4	20.28	11.81	11.52
CI-100-P4	23.09	14.57	13.29
CI-125-P4	23.09	14.57	13.29
CI-150-P4	30.26	20.80	16.64
CI-200-P4	30.26	20.80	16.64
CI-250-P4	33.23	20.80	16.64
CI-350-P4	41.85	21.17	17.70
CI-400-P4			
CI-500-P4	43.7	30.8	17.4
CI-600-P4			
CI-700-P4	51.3	36.3	19.5

*All measurements in inches

P-Series Large Drive Accessories

Model No.	Wt. (lbs)	Description
VFD-FPL	1	Fault Pilot Light (Red Standard)
VFD-GXX	1	Circuit Breaker Disconnect
VFD-HOA	1	Hand/Off/Auto Switch
VFD-KPD/4X	1	Door Mounted Keypad with Type 4X Cover
VFD-KPD/4X	1	NEMA 4X Waterproof Keypad
VFD-KPS	1	Door Mounted Keypad
VFD-RPL	1	Run Pilot Light (Green Standard)
VFD-SPD	1	Door Mounted Speed Potentiometer
P51-100G-A-I240-20MA	1	Transducer (Gauge Pressure), 100 PSIG 4-20 mA, +/-0.5% accy
P51-200G-A-I240-20MA	1	Transducer (Gauge Pressure), 200 PSIG 4-20 mA, +/-0.5% accy
P51-300G-A-I240-20MA	1	Transducer (Gauge Pressure), 300 PSIG 4-20 mA, +/-0.5% accy

P-Series Accessories

Line Reactors (for Stand Alone Drives ONLY)

UL/NEMA 1 Enclosure

Model No.	Wt. (lbs)	Voltage	Description
KDRULA54LE01	14.5	208/240 V	3%, 208/240 V, Enclosed Type 1 Line Reactor, UL Listed, 0.5 HP
KDRULA53LE01	14.5		3%, 208/240 V, Enclosed Type 1 Line Reactor, UL Listed, 0.75 HP
KDRULA25LE01	14.5		3%, 208/240 V, Enclosed Type 1 Line Reactor, UL Listed, 1 HP
KDRULA26LE01	14.5		3%, 208/240 V, Enclosed Type 1 Line Reactor, UL Listed, 1.5 HP
KDRULA27LE01	14.5		3%, 208/240 V, Enclosed Type 1 Line Reactor, UL Listed, 2 HP
KDRULA28LE01	14.5		3%, 208/240 V, Enclosed Type 1 Line Reactor, UL Listed, 3 HP
KDRULB22LE01	18.5		3%, 208/240 V, Enclosed Type 1 Line Reactor, UL Listed, 5 HP
KDRULB23LE01	18.5		3%, 208/240 V, Enclosed Type 1 Line Reactor, UL Listed, 7.5 HP
KDRULD25LE01	22.5		3%, 208/240 V, Enclosed Type 1 Line Reactor, UL Listed, 10 HP
KDRULD24LE01	22.5		3%, 208/240 V, Enclosed Type 1 Line Reactor, UL Listed, 15 HP
KDRULD26LE01	22.5		3%, 208/240 V, Enclosed Type 1 Line Reactor, UL Listed, 20 HP
KDRULC22LE01	25.5		3%, 208/240 V, Enclosed Type 1 Line Reactor, UL Listed, 25 HP
KDRULF24LE01	67		3%, 208/240 V, Enclosed Type 1 Line Reactor, UL Listed, 30 HP
KDRULF25LE01	67		3%, 208/240 V, Enclosed Type 1 Line Reactor, UL Listed, 40 HP
KDRULA54HE01	14.5		208/240 V
KDRULA53HE01	14.5	5%, 208/240 V, Enclosed Type 1 Line Reactor, UL Listed, 0.75 HP	
KDRULA25HE01	14.5	5%, 208/240 V, Enclosed Type 1 Line Reactor, UL Listed, 1 HP	
KDRULA27HE01	14.5	5%, 208/240 V, Enclosed Type 1 Line Reactor, UL Listed, 1.5 HP	
KDRULA26HE01	14.5	5%, 208/240 V, Enclosed Type 1 Line Reactor, UL Listed, 2 HP	
KDRULA28HE01	14.5	5%, 208/240 V, Enclosed Type 1 Line Reactor, UL Listed, 3 HP	
KDRULB25HE01	18.5	5%, 208/240 V, Enclosed Type 1 Line Reactor, UL Listed, 5 HP	
KDRULB26HE01	18.5	5%, 208/240 V, Enclosed Type 1 Line Reactor, UL Listed, 7.5 HP	
KDRULD21HE01	22.5	5%, 208/240 V, Enclosed Type 1 Line Reactor, UL Listed, 10 HP	
KDRULD22HE01	22.5	5%, 208/240 V, Enclosed Type 1 Line Reactor, UL Listed, 15 HP	
KDRULC22HE01	25.5	5%, 208/240 V, Enclosed Type 1 Line Reactor, UL Listed, 20 HP	
KDRULF28HE01	67	5%, 208/240 V, Enclosed Type 1 Line Reactor, UL Listed, 25 HP	
KDRULF25HE01	67	5%, 208/240 V, Enclosed Type 1 Line Reactor, UL Listed, 30 HP	
KDRULF26HE01	67	5%, 208/240 V, Enclosed Type 1 Line Reactor, UL Listed, 40 HP	
KDRULA6LE01	14.5	480 V	
KDRULA7LE01	14.5		3%, 480 V, Enclosed Type 1 Line Reactor, UL Listed, .75 HP
KDRULA8LE01	14.5		3%, 480 V, Enclosed Type 1 Line Reactor, UL Listed, 1 HP
KDRULA9LE01	14.5		3%, 480 V, Enclosed Type 1 Line Reactor, UL Listed, 1.5 HP
KDRULA1LE01	14.5		3%, 480 V, Enclosed Type 1 Line Reactor, UL Listed, 2 HP
KDRULA2LE01	14.5		3%, 480 V, Enclosed Type 1 Line Reactor, UL Listed, 3 HP
KDRULA3LE01	14.5		3%, 480 V, Enclosed Type 1 Line Reactor, UL Listed, 5 HP
KDRULA4LE01	14.5		3%, 480 V, Enclosed Type 1 Line Reactor, UL Listed, 7.5 HP
KDRULA5LE01	14.5		3%, 480 V, Enclosed Type 1 Line Reactor, UL Listed, 10 HP
KDRULB2LE01	18.5		3%, 480 V, Enclosed Type 1 Line Reactor, UL Listed, 15 HP
KDRULB1LE01	18.5		3%, 480 V, Enclosed Type 1 Line Reactor, UL Listed, 20 HP

P-Series Accessories - Continued

Line Reactors (for Stand Alone Drives ONLY)

UL/NEMA 1 Enclosure

Model No.	Wt. (lbs)	Voltage	Description
KDRULD1LE01	20.5	480 V	3%, 480 V, Enclosed Type 1 Line Reactor, UL Listed, 25 HP
KDRULD2LE01	20.5		3%, 480 V, Enclosed Type 1 Line Reactor, UL Listed, 30 HP
KDRULC1LE01	25.5		3%, 480 V, Enclosed Type 1 Line Reactor, UL Listed, 40 HP
KDRULF2LE01	67		3%, 480 V, Enclosed Type 1 Line Reactor, UL Listed, 50 HP
KDRULF4LE01	67		3%, 480 V, Enclosed Type 1 Line Reactor, UL Listed, 60 HP
KDRULF3LE01	67		3%, 480 V, Enclosed Type 1 Line Reactor, UL Listed, 75 HP
KDRULH3LE01	78		3%, 480 V, Enclosed Type 1 Line Reactor, UL Listed, 100 HP
KDRULH2LE01	78		3%, 480 V, Enclosed Type 1 Line Reactor, UL Listed, 125 HP
KDRULH1LE01	108		3%, 480 V, Enclosed Type 1 Line Reactor, UL Listed, 150 HP
KDRULG3LE01	131		3%, 480 V, Enclosed Type 1 Line Reactor, UL Listed, 200 HP
KDRULG1LE01	132		3%, 480 V, Enclosed Type 1 Line Reactor, UL Listed, 250 HP
KDRULG2LE01	132		3%, 480 V, Enclosed Type 1 Line Reactor, UL Listed, 300 HP
KDRULJ2LE01	150		3%, 480 V, Enclosed Type 1 Line Reactor, UL Listed, 350 HP
KDRULJ1LE01	150		3%, 480 V, Enclosed Type 1 Line Reactor, UL Listed, 400 HP
KDRULA6HE01	14.5		480 V
KDRULA7HE01	14.5	5%, 480 V, Enclosed Type 1 Line Reactor, UL Listed, .75 HP	
KDRULA8HE01	14.5	5%, 480 V, Enclosed Type 1 Line Reactor, UL Listed, 1 HP	
KDRULA9HE01	14.5	5%, 480 V, Enclosed Type 1 Line Reactor, UL Listed, 1.5 HP	
KDRULA1HE01	14.5	5%, 480 V, Enclosed Type 1 Line Reactor, UL Listed, 2 HP	
KDRULA2HE01	14.5	5%, 480 V, Enclosed Type 1 Line Reactor, UL Listed, 3 HP	
KDRULA3HE01	14.5	5%, 480 V, Enclosed Type 1 Line Reactor, UL Listed, 5 HP	
KDRULA4HE01	15.5	5%, 480 V, Enclosed Type 1 Line Reactor, UL Listed, 7.5 HP	
KDRULA5HE01	15.5	5%, 480 V, Enclosed Type 1 Line Reactor, UL Listed, 10 HP	
KDRULB2HE01	17.5	5%, 480 V, Enclosed Type 1 Line Reactor, UL Listed, 15 HP	
KDRULC3HE01	25.5	5%, 480 V, Enclosed Type 1 Line Reactor, UL Listed, 20 HP	
KDRULC1HE01	25.5	5%, 480 V, Enclosed Type 1 Line Reactor, UL Listed, 25 HP	
KDRULE2HE01	26.5	5%, 480 V, Enclosed Type 1 Line Reactor, UL Listed, 30 HP	
KDRULF4HE01	67	5%, 480 V, Enclosed Type 1 Line Reactor, UL Listed, 40 HP	
KDRULF1HE01	67	5%, 480 V, Enclosed Type 1 Line Reactor, UL Listed, 50 HP	
KDRULF2HE01	67	5%, 480 V, Enclosed Type 1 Line Reactor, UL Listed, 60 HP	
KDRULH2HE01	82	5%, 480 V, Enclosed Type 1 Line Reactor, UL Listed, 75 HP	
KDRULI2HE01	82	5%, 480 V, Enclosed Type 1 Line Reactor, UL Listed, 100 HP	
KDRULG3HE01	122	5%, 480 V, Enclosed Type 1 Line Reactor, UL Listed, 125 HP	
KDRULG1HE01	127	5%, 480 V, Enclosed Type 1 Line Reactor, UL Listed, 150 HP	
KDRULJ1HE01	136	5%, 480 V, Enclosed Type 1 Line Reactor, UL Listed, 200 HP	
KDRULL1HE01	162	5%, 480 V, Enclosed Type 1 Line Reactor, UL Listed, 250 HP	
KDRULL2HE01	162	5%, 480 V, Enclosed Type 1 Line Reactor, UL Listed, 300 HP	
KDRULL3HE01	166	5%, 480 V, Enclosed Type 1 Line Reactor, UL Listed, 350 HP	
KDRULL4HE01	176	5%, 480 V, Enclosed Type 1 Line Reactor, UL Listed, 400 HP	

P-Series Accessories - Continued

Load Reactors (for Stand Alone Drives ONLY)

UL/NEMA 1 Enclosure

Model No.	Wt. (lbs)	Voltage	Description
KDRULA1PE01	14.5	480 V	3%, 480 V, Enclosed Type 1 Load Reactor, UL Listed, 2 HP
KDRULA2PE01	14.5		3%, 480 V, Enclosed Type 1 Load Reactor, UL Listed, 3 HP
KDRULA3PE01	14.5		3%, 480 V, Enclosed Type 1 Load Reactor, UL Listed, 5 HP
KDRULA4PE01	14.5		3%, 480 V, Enclosed Type 1 Load Reactor, UL Listed, 7.5 HP
KDRULB1PE01	14.5		3%, 480 V, Enclosed Type 1 Load Reactor, UL Listed, 10 HP
KDRULD1PE01	14.5		3%, 480 V, Enclosed Type 1 Load Reactor, UL Listed, 15 HP
KDRULD2PE01	18.5		3%, 480 V, Enclosed Type 1 Load Reactor, UL Listed, 20 HP
KDRULD3PE01	18.5		3%, 480 V, Enclosed Type 1 Load Reactor, UL Listed, 25 HP
KDRULD4PE01	22.5		3%, 480 V, Enclosed Type 1 Load Reactor, UL Listed, 30 HP
KDRULC1PE01	22.5		3%, 480 V, Enclosed Type 1 Load Reactor, UL Listed, 40 HP
KDRULF1PE01	22.5		3%, 480 V, Enclosed Type 1 Load Reactor, UL Listed, 50 HP
KDRULF2PE01	25.5		3%, 480 V, Enclosed Type 1 Load Reactor, UL Listed, 60 HP
KDRULF3PE01	67		3%, 480 V, Enclosed Type 1 Load Reactor, UL Listed, 75 HP
KDRULH1PE01	67		3%, 480 V, Enclosed Type 1 Load Reactor, UL Listed, 100 HP
KDRULI1PE01	14.5		3%, 480 V, Enclosed Type 1 Load Reactor, UL Listed, 125 HP
KDRULI2PE01	14.5		3%, 480 V, Enclosed Type 1 Load Reactor, UL Listed, 150 HP
KDRULG1PE01	14.5		3%, 480 V, Enclosed Type 1 Load Reactor, UL Listed, 200 HP
KDRULJ1PE01	14.5		3%, 480 V, Enclosed Type 1 Load Reactor, UL Listed, 250 HP
KDRULJ2PE01	14.5		3%, 480 V, Enclosed Type 1 Load Reactor, UL Listed, 300 HP
KDRULL1PE01	14.5		3%, 480 V, Enclosed Type 1 Load Reactor, UL Listed, 350 HP
KDRULL2PE01	18.5	3%, 480 V, Enclosed Type 1 Load Reactor, UL Listed, 400 HP	

P-Series Accessories - Continued

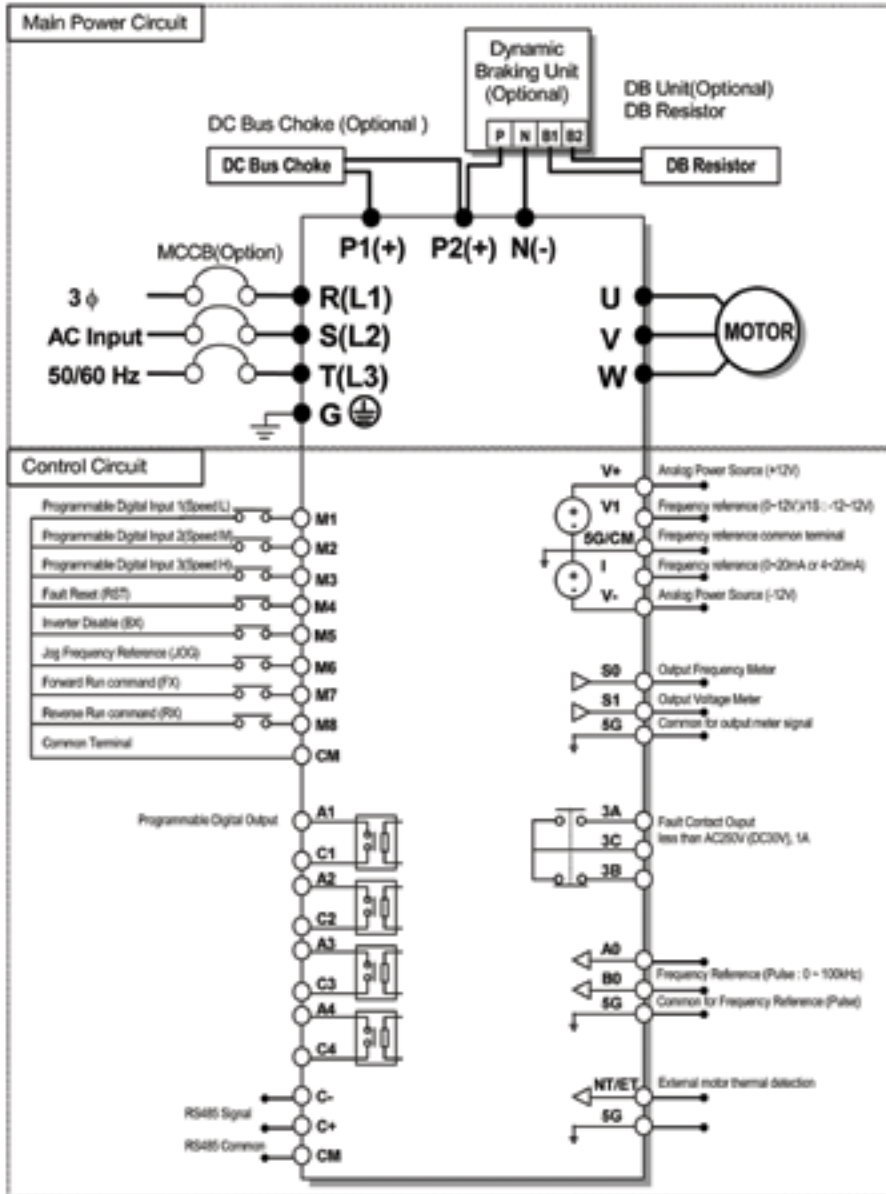
Output Filters (for Stand Alone Drives ONLY)

UL/NEMA 1 Enclosure

Model No.	Wt. (lbs)	Voltage	Description
V1K2A01	11	480 V	V1K, KLC Series Output Filter, N1 Enclosed, .75 HP @460 V
V1K3A01	11		V1K, KLC Series Output Filter, N1 Enclosed, 1-1.5 HP @460 V
V1K4A01	11		V1K, KLC Series Output Filter, N1 Enclosed, 2 HP @460 V
V1K6A01	11		V1K, KLC Series Output Filter, N1 Enclosed, 3 HP @460 V
V1K8A01	11		V1K, KLC Series Output Filter, N1 Enclosed, 5 HP @460 V
V1K12A01	11		V1K, KLC Series Output Filter, N1 Enclosed, 7.5 HP @460 V
V1K18A01	15		V1K, KLC Series Output Filter, N1 Enclosed, 10 HP @460 V
V1K21A01	15		V1K, KLC Series Output Filter, N1 Enclosed, 15 HP @460 V
V1K25A01	15		V1K, KLC Series Output Filter, N1 Enclosed, 15 HP @460 V
V1K27A01	15		V1K, KLC Series Output Filter, N1 Enclosed, 20 HP @460 V
V1K35A01	23		V1K, KLC Series Output Filter, N1 Enclosed, 25 HP @460 V
V1K45A01	23		V1K, KLC Series Output Filter, N1 Enclosed, 30 HP @460 V
V1K55A01	23		V1K, KLC Series Output Filter, N1 Enclosed, 40 HP @460 V
V1K80A01	29		V1K, KLC Series Output Filter, N1 Enclosed, 50/60 HP @460 V
V1K110A01	68		V1K, KLC Series Output Filter N1 Enclosed, 75 HP @460 V
V1K130A01	83		V1K, KLC Series Output Filter N1 Enclosed, 100 HP @460 V
V1K160A01	83		V1K, KLC Series Output Filter, N1 Enclosed, 125 HP @460 V
V1K200A01	93		V1K, KLC Series Output Filter, N1 Enclosed, 150 HP @460 V
V1K250A01	93		V1K, KLC Series Output Filter, N1 Enclosed, 200 HP @460 V
V1K305A01	117		V1K, KLC Series Output Filter, N1 Enclosed, 250 HP @460 V
V1K362A01	117		V1K, KLC Series Output Filter, N1 Enclosed, 300 HP @460 V
V1K420A01	132		V1K, KLC Series Output Filter, N1 Enclosed, 350 HP @460 V
V1K480A01	138		V1K, KLC Series Output Filter, N1 Enclosed, 400 HP @460 V
V1K600A01	168		V1K, KLC Series Output Filter, N1 Enclosed, 500 HP @460 V
V1K750A01	180		V1K, KLC Series Output Filter, N1 Enclosed, 600 HP @460 V

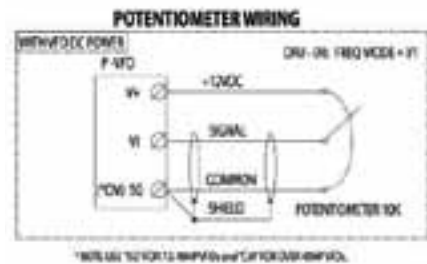
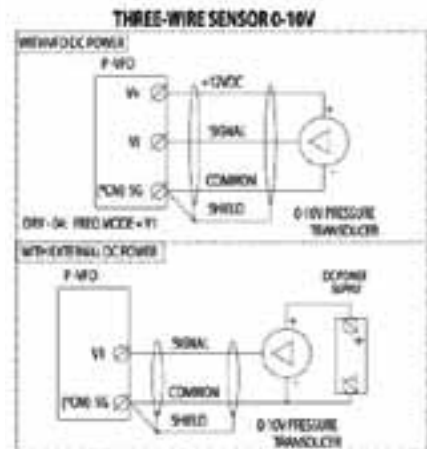
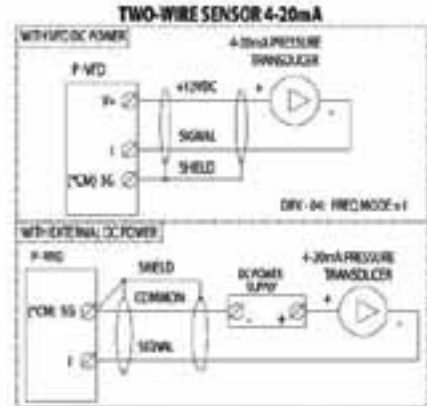
Wiring Diagram

1) For 5.5-90kW (7.5-125 hp)



- Note : 1) SG is Common Ground for Analog Input/Output for 7.5-40HP
 2) SG is Common Ground for Analog Meter Output (S0,S1) and External motor thermal detection (ET).
 3) Use terminal V1 for V1, V1S (0-12V -12 - 12V) input.

*For general reference only, not field wiring. Consult installation instructions.



Specifications

Output Ratings	Voltage (V)	Three-phase, 200~230 V, Three-phase, 380~480 V
	Frequency (Hz)	0~120 Hz
Input Ratings	Voltage (V)	Single/Three -phase, 200~230 V (-15%, +10%), Three -phase, 380~480 V (-15%, +10%)
	Frequency (Hz)	50~60 Hz (±5%)
	Input Power Factor	> .95 from no load to full load
Operation	Drive Efficiency	> 96%
	Control Method	V/F control, sensorless vector control
	Frequency Setting Resolution	Digital reference: 0.01 Hz (below 99 Hz) & 0.1 Hz (100 Hz and over); Analog reference: 0.06 Hz at 60 Hz
	Frequency Setting Accuracy	Digital: 0.01% of maximum output frequency; Analog: 0.1% of maximum output frequency
	V/F Ratio	Linear, Square, User V/F
	Overload Capacity	1 minute at 120%, 10 seconds at 150% (with inverse characteristic proportional to time)
	Torque Boost	Auto, manual (0~15%)
	Multi-Function Input Terminals	Total 8 inputs (programmable)
	Analog Output	0~10 V linear
	Input Signal	Operator Control
Frequency Setting		Analog: 0~10 V, 4~20mA, additional port for Sub-Board (0~10 V); Digital: Keypad, Communication
Start Signal		Forward, reverse
Multi-Step Operation		Setting up to 17 speeds (using multi-function terminal)
Multi-Step Accel/Decel Time		0.1~6000 seconds. Maximum 8 pre-defined steps using multi-function terminals
Operational Functions		DC braking, frequency limit, frequency jump, second motor function, slip compensation, reverse rotation prevention, auto restart, inverter bypass, auto-tuning, dual PID control
Emergency Stop		Stops output from inverter
Auto Operation		Operates from internal sequence by setting multi-function terminal (5 way x 8 step)
Jog		Jog operation
Output Signal	Fault Reset	Resets fault signal when protective function is active
	Operational Status	Frequency detection, overload alarm, stall, overvoltage, undervoltage, inverter overheat, run, stop, constant speed, speed search, fault output, inverter bypass, auto-operation sequence
Protective Functions	Indicator	Output frequency, output current, output voltage, DC voltage, output torque (output voltage: 0~10 V)
	Trip	Overvoltage, undervoltage, overcurrent, inverter overheat, motor overheat, I/O-phase loss, fuse open, ground fault, external fault 1, 2, option fault, overload, speed command loss, hardware fault, communication error, etc.
Operating Environment	Alarm	Stall, overload temperature sensor fault
	Ambient Temperature	-10~40 °C (50 °C when derated 20%) or 14~104 °F (122 °F when derated 20%)
	Storage Temperature	-20 ~65 °C or -4~149.5 °F
	Humidity	Less than 95% relative humidity maximum (non-condensing)
	Vibration	Below 5.9m ² /sec (=0.6g)
	Altitude	Below 1,000 m (3,300 ft): derate VFD by 10% for every additional 1,000 m
Application Site	Pollution degree 2. no corrosive gas, combustible gas, oil mist or dust	