


**SPECIFICATIONS**

**Features/Benefits**

- Includes Treysta™ Pressure Balance Ceramic Disc Cartridge
- Requires Treysta™ Rough-In Valve, G00GS500 Series (Horizontal Inputs) or G00GS520 Series (Vertical Inputs)
- Diverter on Tub Spout
- Showerhead Sold Separately
- Accommodates Standard, Back-to-Back, and Thin Wall Installations



**Available Color/Finishes**

| Color   | Description |
|---|-------------|
|  | Chrome      |

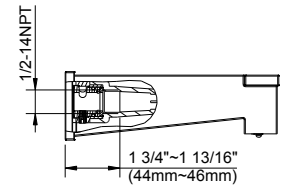
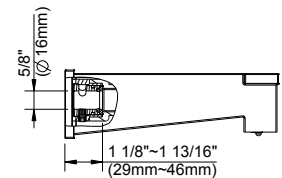
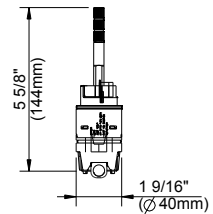
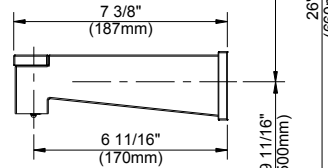
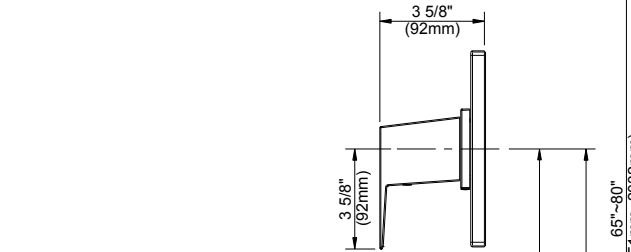
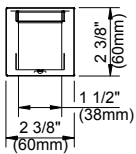
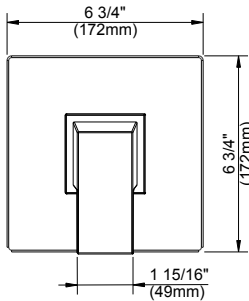
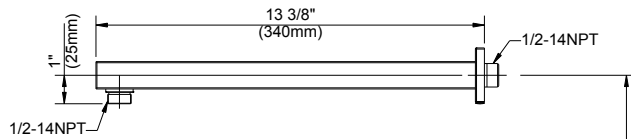
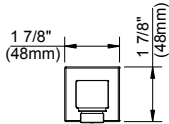
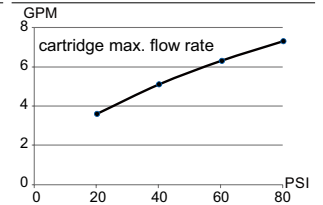
Please see danze.com or current price list for available finishes.  
Finish is defined by additional suffix.

**Standards & Certifications**



(Lever Handle)

**Flow Rate**



**Submittal Information:**

Name: \_\_\_\_\_  
Location: \_\_\_\_\_

Contractor: \_\_\_\_\_  
Contact #: \_\_\_\_\_