

ELECTRIC TANKLESS WATER HEATERS

8/11

MODELS:

	Options	Volts	kW	Amps
EX2412T	S,FS	120V	2.4kW	20A
EX3012T	S,FS	120V	3.0kW	25A
EX3512T	S,FS	120V	3.5kW	29A
EX35T	EE,ML,S,FS	240V	3.5kW	14.6A
EX48T	EE,ML,S,FS	240V*	4.8kW	20A
EX55T	EE,ML,S,FS	240V*	5.5kW	23A
EX65T	EE,ML,S,FS	240V*	6.5kW	27A
EX75T	EE,ML,S,FS	240V*	7.5kW	32A
EX95T	EE,ML,S,FS	240V*	9.5kW	40A
EX012240T	EE,ML,S,FS	240V*	11.5kW	48A
EX8208T	EE,ML,S,FS	208V	8.3kW	40A
EX3277T	EE,ML,S,FS	277V	3kW	10.8A
EX4277T	EE,ML,S,FS	277V	4.1kW	14.8A
EX60T	EE,ML,S,FS	277V	6.0kW	22A
EX80T	EE,ML,S,FS	277V	8.0kW	29A
EX90T	EE,ML,S,FS	277V	9.0kW	33A
EX100T	EE,ML,S,FS	277V	10.0kW	36A

*Units can be used at 208V with 25% reduced output.



APPLICATIONS

ML = Multiple Lav

- Single and multiple handwash sinks maintain precise outlet temp for one, two, or three sinks
- .3 GPM turn on
- Target outlet temperature 110°F
- Metering and sensor faucet compatible
- Eliminate wait for hot water, long pipe runs


Multiple Sinks up to 3 lavs

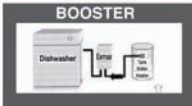
EE = Safety Eye Wash Fountains

- Emergency eye wash fountains

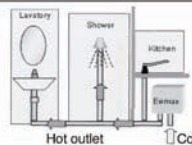

Emergency Eye/Face Wash Fountains

S = Boosters to 180° Sanitation

- Dishwasher
- Commercial kitchens


Boosters for Sanitation

Shower - Low Volume .7 - 2.5 GPM

EX012240T - For small house, apartment, condos, for warm climate zone

Low Volume Shower (.7 GPM - 2.5 GPM)
ADVANCED TECHNOLOGY • HIGHEST EFFICIENCY • DESIGNED FOR DURABILITY
MADE IN USA

SPECIFICATION OPTIONS

- | | |
|--|---|
| <input type="checkbox"/> EE = Emergency Eyewash “Tepid Water” ANSI Z358.1 | <input type="checkbox"/> FS = Factory set temperature (ambient to 180°) |
| <input type="checkbox"/> ML = Multiple Lavs (5.5-11.5kW) .3GPM activation,110 temp | <input type="checkbox"/> DR = External temperature control |
| <input type="checkbox"/> S = Sanitation Setting 180° | LED temperature display (see “Home Advantage Digital Readout” spec sheet) |

QUALITY FEATURES

- **Cut Energy Waste** - flow switch activates heater only on demand (no standby heat loss) - 99% efficient
- **Save Water** - “Point of Use”
- **Eliminate Costly Mixing Valves**
- **Continuous Hot Water** - no storage capacity to run out.
- **Easy Installation** - only one cold or hot water line need be brought to installation - integral compression fittings for 1/2” pipe (5/8” OD) on bottom (no sweat connections)
- **Fully Adjustable Temperature Range between 100-140°** Special settings of higher or lower range available upon request. (see spec options)
- **Reduces Installation Cost and Material** - no T & P relief valve needed (check local codes)
- **Prevents Legionella Bacteria Growth**
- **Reduces Calcification, Liming and Sedimentation**
- **Compact Size** - dimensions 10.75”x5.25”x2.87”, weight 4 lbs
- **Field Serviceable Element** - replaceable cartridge element (1 year warranty)
- **Warranty**- Heaters are guaranteed against failure due to leaks of “Heater Body/Element Assembly” for a period of FIVE YEARS.
- **High Temperature Limit Switch (ECO)**- protects against element burn out

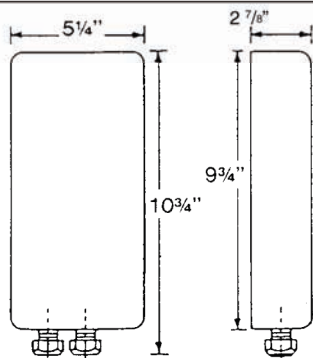
RATINGS OF "THERMOSTATIC" MODELS { cold or hot water feed }

MODEL	THERMOSTATIC OPTION	VOLTS	kW	AMPS	TEMPERATURE RISE °F						MINIMUM RECOMMENDED WIRE SIZE
					0.5 GPM	0.75 GPM	1.0GPM	1.5 GPM	2.0 GPM	2.5 GPM	
EX2412T	S,FS	120V	2.4kW	20A	33°	22°	16°	11°	8°	n/a	10AWG
EX3012T	S,FS	120V	3.0kW	25A	41°	27°	20°	14°	10°	n/a	10AWG
EX3512T	S,FS	120V	3.5kW	29A	48°	32°	24°	16°	12°	n/a	10AWG
EX35T	EE,ML,S,FS	240V*	3.5kW	14.6A	48°	32°	24°	16°	12°	—	
EX48T	EE,ML,S,FS	240V*	4.8kW	20A	65°	44°	32°	21°	16°	13°	12AWG
EX55T	EE,ML,S,FS	240V*	5.5kW	23A	75°	50°	38°	25°	19°	15°	10AWG
EX65T	EE,ML,S,FS	240V*	6.5kW	27A	89°	59°	44°	30°	22°	18°	10AWG
EX75T	EE,ML,S,FS	240V*	7.5kW	32A	n/a	68°	51°	34°	26°	20°	8AWG
EX95T	EE,ML,S,FS	240V*	9.5kW	40A	n/a	87°	65°	43°	32°	26°	8AWG
EX012240T	EE,ML,S,FS	240V*	11.5kW	48A	n/a	—	73°	52°	39°	31°	6AWG
EX8208T	EE,ML,S,FS	208V	8.3kW	40A	—	76°	57°	38°	28°	14°	8AWG
EX3277T	EE,ML,S,FS	277V	3kW	10.8A	41°	27°	21°	14°	10°	—	14AWG
EX4277T	EE,ML,S,FS	277V	4.1kW	14.8A	56°	37°	28°	19°	14°	—	14AWG
EX60T	EE,ML,S,FS	277V	6.0kW	22A	81°	55°	41°	27°	20°	15°	10AWG
EX80T	EE,ML,S,FS	277V	8.0kW	29A	n/a	73°	55°	36°	27°	22°	10AWG
EX90T	EE,ML,S,FS	277V	9.0kW	33A	n/a	82°	61°	41°	31°	26°	8AWG
EX100T	EE,ML,S,FS	277V	10.0kW	36A	n/a	91°	68°	46°	34°	27°	8AWG

* Units can be used at 208V with 25% reduced output and amperage.

DIGITAL THERMOSTATIC TEMPERATURE CONTROL SPECIFICATION OPTIONS

- EE = (Emergency Eye Wash) to specify tepid water thermostatic units. MEETS ANSI 2358.1 Example: EX95TEE
Flows greater than 2 GPM consult "Series Two" (T2 Models) or "Three Phase" (T3 Models) specification sheet
- ML = (Multiple Lavs) one, two or three handwash lavs, factory set temp 110° with .3 GPM turn on (5.5kW - 11.5kW)
Example: EX95TML {includes one, two, or three .5 GPM aerators (EX0061)}
- S = (Sanitation Setting) thermostat set to 180°. Example: EX95TS
- FS = (Factory Set) temperature ambient to 180° Example: EX95FS 105°



SPECIFICATIONS:

Dimensions: 10.75"x5.25"x2.78"
 Weight: 4 lbs.
 Cover: ABS UL rated 94Vo.
 Color: White
 Standard temperature range 100°F-140°F
 Element: Replaceable Ni Chrome cartridge insert
 Fittings: 1/2" pipe compression fittings at bottom of unit. (5/8" OD)
 UL Listed: E86887 (M)
 U.S. Patent #'s: 4,762,980 and 4,960,976

SUGGESTED SPECIFICATION

Tankless Water Heater shall be an Eemax Thermostatic Model, with digital microprocessing temperature control capable of maintaining outlet temperature of +/- 1°F accuracy,

_____ , with _____ kW rating _____ kW,
 _____ model # _____ kW rating
 _____ vac, and _____ to heat _____ GPM @ a
 _____ voltage _____ amperage

temperature rise of _____ degrees F. Unit shall have ABS-UL 94Vo rated cover. Element shall be replaceable cartridge insert. Unit shall have replaceable filter in the inlet connector. Element shall be iron free, Nickel Chrome material. Heater shall be fitted with 1/2" pipe compression nuts (5/8" OD) or 3/8" sleeves, to eliminate need for soldering. Maximum operating pressure of 150 PSI. Hot water storage tanks prohibited. Unit shall be Eemax or approved equal.



EEMAX SUBMITTAL

Engineer/Architect: _____
 Job Name/Customer: _____
 Location: _____
 Contractor: _____
 Representative: _____
 HEATER SPECIFICATIONS:
 Thermostatic Model # EX _____ T _____ Option _____ Quantity _____ kW _____ Voltage _____ AMPS _____ GPM _____

SPECIAL DESIGN SERVICE

INQUIRIES FOR UNITS FOR UNIQUE APPLICATIONS ARE WELCOME. CALL OUR TECHNICAL SERVICE DEPT. 1-800-543-6163

Eemax™
 353 Christian St., Oxford, CT 06478

www.eemax.com
 email: info@eemaxinc.com

Telephone: (203) 267-7890
 Toll Free: 1-800-543-6163
 Fax: (203) 267-7975