



**GENERAL FILTERS  
INCORPORATED**

## Residential Whole House Oil Filter Product Guide

### The Most Trusted Brands In Oil Filters

When your name is on the line...Make sure it says **GENERAL** on the box

*General*  
FUEL OIL PRODUCTS



With Bio-Gasket  
For Fuel Oil  
Blends to **B100!**

**Fax USA ORDERS to: (248) 349-2366 --- Email CANADA ORDERS to: [sales@cgfproducts.com](mailto:sales@cgfproducts.com)**



General Filters, Inc.  
43800 Grand River Avenue  
Novi, Michigan 48375  
Toll Free: (866) 476-5101  
[www.generalaire.com](http://www.generalaire.com)



Canadian General Filters, Ltd.  
400 Midwest Rd.  
Toronto, ON M1P3A9 Canada  
Toll Free: (888) 216-9184  
[www.cgfproducts.com](http://www.cgfproducts.com)





## Quality Oil Products

Since 1937

### Quality you can count on SINCE 1937

*In the 1930's Americans were transitioning from the use of coal to the more efficient fuel oil to heat their homes. It was in 1937, Detroit, Michigan that the founder of General Filters, Inc., Art Redner first introduced mass production of fuel oil filters for the home heating fuel oil market.*

Since then, the market has changed:

- Higher efficiency furnaces with smaller nozzle sizes
- Introduction of bio-fuel blends
- An increasing importance on the quality of oil delivered to the burner

General Filters, Inc., a third generation family-owned business, continues to be trusted leaders in the residential and light commercial fuel oil filtration industry. You will find a variety of high performance, high quality fuel filters and replacement element cartridges designed to protect the technologically advanced heating systems of today.



### The high cost of ECONOMY

It's tempting to save a few pennies on "generic" fuel oil filters and replacement element cartridges, but there is a difference between price and cost. Price is what you pay today and cost is what you pay over time. Don't let the "generics" cost you more! The market prefers General, Gar-Ber and Unifilter® brands. The reasons are compelling:

- Extensive pressure testing methods deliver the finest and most reliable products
- Thickest galvanized steel filter bowl wall for long lasting years of service
- Corrosion-resistant Epoxy Coating is applied to filter bowl; interior *and* exterior
- Highest-performing filter element cartridges to meet your service expectations
- Water Block water absorbing polymer element exclusively with Gar-Ber R2000
- 4EVERLoc bottom bolt design for a confident seal and durable service
- BIOGasket™ offering for peace of mind performance with bio-fuel blends to B100



### Bio-Fuel Blends

Bio-fuel blends for home heating oil offer an eco-friendly upside alternative over conventional heating oil. Cleaner burning fuel, with fewer harmful emissions of combustion and domestic sources of renewable energy, show that bio-fuel blends of heating oil can be less harmful to the environment.

However, Bio-fuel blends are associated with strong solvent properties that can cause rubber seals to leak. This can potentially cause challenges to traditional Buna-Type gasket materials used on fuel oil filters today.

General Filters, Inc. has answered the challenge with the BIOGasket™. The BIOGasket™ is a highly durable class M gasket material defined under ASTM D1418, which means the BIOGasket™ is compatible with bio-fuel home heating oil blends up to B100. The General 1A-25B, 2A-700B, and Gar-Ber R2000 are standard with the BIOGasket™ seal of assurance.



# Table of Contents

Quality Fuel Oil Products



 <b>1A-25B and 2A-700B Specifications</b>	<b>3 - 4</b>
--	--------------

 <b>Fuel Oil Filter Accessories</b>	<b>5 - 6</b>
--	--------------

 <b>Spin-On Fuel Oil Filters</b>	<b>7 - 9</b>
---	--------------

 <b>Spin-On Fuel Oil Filters</b>	<b>10</b>
---	-----------

  <b>Spin-On Accessories</b>	<b>10</b>
---	-----------

 <b>77B and 99B Specifications</b>	<b>11 - 12</b>
---	----------------

 <b>2A-17A Specifications</b>	<b>13 - 14</b>
--	----------------

 <b>2A-17A Fuel Oil Filters Accessories</b>	<b>15 - 16</b>
--	----------------

    <b>Oil Filter Service Reference</b>	<b>17 - 18</b>
---	----------------

## Customer Service & Technical Support

Contact for assistance Monday through Friday  
8:00 am to 4:30 pm EST  
Toll Free (866) 476-5101; Option 1  
[customerservice@generalfilters.com](mailto:customerservice@generalfilters.com)



## Model 1A-25B & 2A-700B

Fuel Oil Filters

## FUEL OIL FILTERS and REPLACEMENT CARTRIDGES

### BIOGasket™ the FKM Oil Filter Head Gasket

The BIOGasket™ is a Fluoroelastomer (FKM) synthetic rubber material. FKM was originally developed by DuPont Performance Elastomers L.L.C. marketed and commonly known as Viton®, a registered trademark of Dupont.

BIOGasket™ a FKM Gasket, provides extraordinary levels of resistance to chemicals, concentrated acids, inorganic acids, organic acids, fuel hydrocarbons, animal and vegetable oils, mineral oils and solvents. The BIOGasket® retains excellent physical and mechanical properties such as adhesion to metal, compression set and tensile strength. The thermal property range is -30°F to 200°F.

The BIOGasket™ is designed to resist the aggressive properties found with bio-fuel blends that cause rubber seals to leak and swell. The BIOGasket™ is a highly durable class M, 100% type 1 FKM base as defined under ASTM1418. The BIOGasket™ is the oil heating industry preferred choice.

**BIOGasket™**

Your Filter's Seal of Assurance when using Bio-Fuel Blends!



**Replace every 10 years, or at the first sign of defects (as described on page 18).**

### 1A-25B and 2A-700B

- Compatible with Bio-Fuel Blends up Through B100!
- Standard With **BIOGasket™**
- Durable Epoxy Coated Galvanized Steel Filter Bowl Inside & Out
- 4EVERLoc Bottom Bolt Design



### 1A-30 and 2A-710

- Wool Felt Filter Element Cartridge
- Standard with 1A-25B & 2A-700B

## Filter Bowl Upgrade Kits

Compatible with Bio-Fuel Blends up to B100!

Featuring: Epoxy Coated Galvanized Steel Filter Bowls with 4EverLoc Bottom Bolt Design

- 1007 1A-EpoxyG Filter Bowl Kits for 1A-25B / 77 with **BIOGasket™**
- 1013 2A-EpoxyG Filter Bowl Kits for 2A-700B / 99 with **BIOGasket™**





# Model 1A-25B & 2A-700B

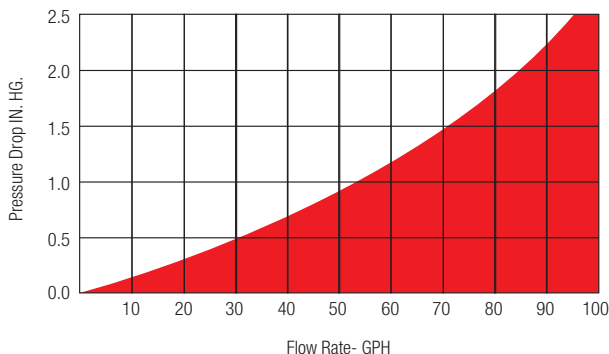
## Fuel Oil Filters



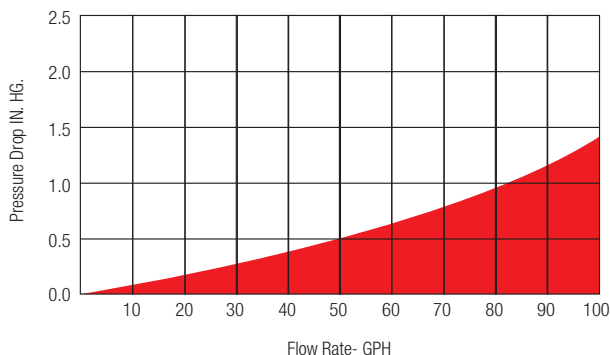
**Compatible with Bio-Fuel Blends up thru B100!**

**Replace every 10 years, or at the first sign of defects (as described on page 18).**

### Clean Pressure Drop No. 2 Fuel Oil 1A-25B



### Clean Pressure Drop No. 2 Fuel Oil 2A-700B



**1300**

1A-25B 3/8" General Fuel Oil Filter

10 GPH Max Firing Rate at 10 Microns 12 PSI



**1308**

2A-700B 3/8" General Fuel Oil Filter

25 GPH Max Firing Rate at 10 Microns 12 PSI

## SPECIFICATIONS

### 1A-25B

### 2A-700B

Height	5-1/8 In.	6-1/4 In.
Diameter	3-5/8 In.	4-3/8 In.
Weight	2 Lbs.	3 Lbs.
Pipe Size	3/8" NPT STD.	3/8" NPT STD.
Special - Upon Request	(1/4" Available)	(1/2", 3/4" Available)
Working Pressure	12 PSI	12 PSI
Max Working Pressure	40 PSI	40 PSI
Max Firing Rate-#2 Fuel Oil	10 GPH	25 GPH
Max Flow Rate	40 GPH	100 GPH
Replacement Elements	Pt. No. 1A-30	Pt. No. 2A-710
Filter Media	Wool Felt	Wool Felt
Micron Size	(10 Micron)	(10 Micron)
Felt Surface	41 Square In.	83 Square In.
Felt Volume	11.5 Cubic In.	21.3 Cubic In.

General 1A-25B and 2A-700B Specifications

### 5 Individually Packed FKM BIOGaskets

Compatible with Bio-Fuel Blends up to B100!

- **3081** BG5-1A FKM BioGasket 5/pk for 1A-25B / 77
- **3083** BG5-2A FKM BioGasket 5/pk for 2A-700B / 99
- **3085** BG5-FB4 FMK BioGasket 5/pk for FB4 / FB6
- **3088** BG5-R/G FMK BioGasket 5/pk for Spin-On Models



### 50 Bulk Packed FKM BIOGaskets

Compatible with Bio-Fuel Blends up to B100!

- **3082** BG50-1A FKM BioGasket 50/pk for 1A-25B / 77
- **3084** BG50-2A FKM BioGasket 50/pk for 2A-700B / 99
- **3085** BG50-FB4 FMK BioGasket 50/pk for FB4 / FB6



### 1A-30BG and 2A-710BG with **BIOGasket**

Compatible with Bio-Fuel Conforming to ASTM D396-09 (up to B5)

- **2003** 1A-30BG Wool Felt Replacement Cartridge 25 GPH Firing Rate at 10 Microns  
- for 77B, 1A-25B, 1A-25A
- **2017** 2A-710BG Wool Felt Replacement Cartridge 25 GPH Firing Rate at 10 Microns  
- for 99B, 2A-700B, 2A-700A



### 1A-30 and 2A-710

Compatible with Fuel Oil Conforming to ASTM D1418 (up to B5)!

- **2000** 1A-30 Wool Felt Replacement Cartridge 10 GPH Firing Rate at 10 Microns  
- for 77B, 1A-25B, 1A-25A
- **2006** 2A-710 Wool Felt Replacement Cartridge 25 GPH Firing Rate at 10 Microns  
- for 99B, 2A-700B, 2A-700A



### Filter Bowl Upgrade Kits

Compatible with Bio-Fuel Blends up to B100!

Featuring: Epoxy Coated Galvanized Steel Filter Bowls with 4EverLoc Bottom Bolt Design

- **1007** 1A-EpoxyG Filter Bowl Kits for 1A-25B / 77 with **BIOGasket**
- **1013** 2A-EpoxyG Filter Bowl Kits for 2A-700B / 99 with **BIOGasket**



# Quality Oil Products

## Fuel Oil Replacement Parts



### E-Z CHANGE™ Filter Draining System

- 3000 E-Z CHANGE™ Filter Draining System
- 3014 E-Z LID replacement for E-Z Bucket



### Fuel Oil Tank Accessories

- 1500 GF-100 ULC Approved Tank Gauge - 44" Long x 1 1/2" NPT
- 1501 GF-2126 ULC Approved Tank Whistle - 2" x 1-1/4" x 1-1/4"
- 1503 GF-200Z Fill Cap 2" Zinc
- 1504 GF-201 Threaded 2" Fill Cap
- 1505 GF-202 Locking 2" Fill Cap
- 1502 GF-125Z 1-1/4" Vent Cap



### 88CR and 101

Compatible with Fuel Oil Conforming to ASTM D396-09 (up to B5)!

10 Micron wool felt replacement cartridges are center core bonded to prevent media migration

- 9009 88CR Wool Felt Replacement Cartridge 10 GPH Firing Rate - for 77B, 1A-25B, 1A-25A
- 9011 101 Wool Felt Replacement Cartridge 25 GPH Firing Rate - for 99B, 2A-700B, 2A-700A



### RF Series micRoFiber 10 Micron Replacement Cartridges

Compatible with Fuel Oil Conforming to ASTM D396-09 (up to B5)!

- 9012 RF-1 micRoFiber Replacement Cartridges - for 77B, 1A-25B, 1A-25A
- 9013 RF-2 micRoFiber Replacement Cartridges - for 99B, 2A-700B, 2A-700A
- 9017 RF-4 micRoFiber Replacement Cartridges - for Fulflo FB4



### RF Series micRoFiber 10 Micron Replacement Cartridges

Compatible with Fuel Oil Conforming to ASTM D1418 (up to B100)!

- 9311 RF-1BG micRoFiber Replacement Cartridge with **BioGasket** - for 77B, 1A-25B, 1A-25A
- 9312 RF-2BG micRoFiber Replacement Cartridge with **BioGasket** - for 99B, 2A-700B, 2A-700A
- 9317 RF-4BG micRoFiber Replacement Cartridge with **BioGasket** - for Fulflo FB4





**Gar-Ber**


**Residential Gar-Ber "R2000" Filters**

## **GAR-BER SPIN-ON FUEL OIL FILTERS**

The Gar-Ber Spin-On is a highly efficient residential fuel oil filter. The Gar-Ber Brand Spin-On Fuel Oil Filter exceeds the industry standard for filtration of fuel oil in home heating appliances, as it is the only filter with Biofuel. Innovative and highly reliable, you can always count on Gar-Ber to be superior in quality and best in performance.

### **Gar-Ber Filters Legend**

- 11V** Aluminum Head w/ 1/8" Vacuum Bleed Port
- 11BV** Alum Filter Head & Bracket
- R, M** Spin-On Oil Filter Cartridge Type
- K** Filter Restriction Indicator
- B** Galvanized Filter Bracket
- R2000** Epoxy-Coated Disposable Spin-On Cartridge Filter with Water Block



Biofuel is a renewable fuel oil blend made from soybean oil and processed from other fats and vegetable oils.

Gar-Ber Filters are compatible up to 20% blend of pure biofuel with conventional high/low sulfur home heating oil.

Water Block is a superior absorbent polymer that removes water from fuel oil and captures it deep within its pleated design. The performance separates the water from the oil so only the heating oil finds its way to the burner. Water Block is an inorganic material that is bacteria resistant and will not support bacterial growth.

### **Residential Gar-Ber "R" Filters**

#### **11V-R**

#### **Specifications**

Machined Aluminum Head with 1/8" Vacuum/Bleed port with #R Epoxy-Coated Disposable Spin-On Filter.

Maximum Firing Rate:	10 GPH
Micron Removal:	10 Microns
Filtering Area:	500 Sq. In.
Working Pressure:	15 PSI
Flow Rate:	45 GPH
Inlet/Outlet:	3/8" NPT
Dimensions:	7½" H x 3¾" W



**1600**

11V-R Gar-Ber Spin-On Fuel Filter





### Residential Gar-Ber "R" Filters

#### 11V-R2000

##### Specifications

Machined Aluminum Head, with  
1/8" Vacuum/Bleed port with  
#R-2000 Epoxy-Coated  
Disposable Spin-On Filter.

Maximum Firing Rate:  
Micron Removal:  
Filtering Area:  
Working Pressure:  
Flow Rate:  
Inlet / Outlet:  
Dimensions:

10 GPH  
10 Microns  
500 Sq. In.  
15 PSI  
45 GPH  
3/8" NPT  
7½" H x 3¾" W

Standard With **BioGasket™**



**1608**

11V-R2000 Gar-Ber Fuel/Oil  
Filter with Water Block

#### 11BV-R2000K

##### Specifications

Machined Aluminum Head,  
Galvanized Attaching Bracket,  
Filter Restriction Indicator,  
and #R-2000 Epoxy-Coated  
Disposable Spin-On Filter.

Maximum Firing Rate:  
Micron Removal:  
Filtering Area:  
Working Pressure:  
Flow Rate:  
Inlet/Outlet:  
Dimensions:  
Bracket Up Position:  
Bracket Down Position:

35 GPH  
10 Microns  
500 Sq. In.  
15 PSI  
90 GPH  
3/8" NPT  
7-1/2" H x 3-3/4" W  
9¼" H  
9" H x 3¾" W

Standard With **BioGasket™**



**1611**

11BV-R2000K Gar-Ber Fuel/Oil  
Filter with Water Block

#### R-2000

##### Specifications

Epoxy-Coated Canister.  
Recommended on units with  
either single or double line  
systems firing up to 10 gph.

Maximum Firing Rate:  
Micron Removal:  
Filtering Area:  
Working Pressure:  
Flow Rate:  
Dimensions:

10 GPH  
10 Microns  
500 Sq. In.  
15 PSI  
45 GPH  
5½" H x 3¾" W

Standard With **BioGasket™**



**2630**

R2000 Epoxy-Coated Repl  
Cartridge with Water Block

#### 11BV-R

##### Specifications

Machined Aluminum Head, 1/8"  
Vacuum/Bleed Port, #R Epoxy-  
Coated Disposable Spin-On  
Filter and Galvanized Attaching  
Bracket.

Maximum Firing Rate:  
Micron Removal:  
Filtering Area:  
Working Pressure:  
Flow Rate:  
Inlet/Outlet:  
Dimensions:  
Bracket Up Position:  
Bracket Down Position:

10 GPH  
10 Microns  
500 Sq. In.  
15 PSI  
45 GPH  
3/8" NPT  
7-1/2" H x 3-3/4" W  
9¼" H  
7½" H x 3¾" W



**1602**

11BV-R Gar-Ber Spin-On Fuel Filter

#### Residential Gar-Ber "R" Filters

##### 11BV-RK *Specifications*

Machined Aluminum Head, Galvanized Attaching Bracket, Filter Restriction Indicator, and #R Epoxy-Coated Disposable Spin-On Filter.

Maximum Firing Rate: 10 GPH  
 Micron Removal: 10 Microns  
 Filtering Area: 500 Sq. In.  
 Working Pressure: 15 PSI  
 Flow Rate: 45 GPH  
 Inlet/Outlet: 3/8" NPT  
 Dimensions:  
 • Bracket Up Position: 9 1/4" H  
 • Bracket Down Position: 9" H x 3 3/4" W



**1603**

11BV-RK Gar-Ber Spin-On Fuel Oil Filter

##### R *Specifications*

Epoxy-Coated Canister. Recommended on units with either single or double line systems firing up to 10 gph.

Maximum Firing Rate: 10 GPH  
 Micron Removal: 10 Microns  
 Filtering Area: 500 Sq. In.  
 Working Pressure: 15 PSI  
 Flow Rate: 45 GPH  
 Dimensions: 5 1/2" H x 3 3/4" W



**2605**

R Epoxy-Coated Can Repl Cartridge - Boxed

#### Commercial Gar-Ber "M" Filters

##### 11BV-M *Specifications*

Machined Aluminum Head with 1/8" Vacuum/Bleed port with #M Epoxy-Coated Disposable Spin-On Cartridge Filter.

Maximum Firing Rate: 35 GPH  
 Micron Removal: 35 Microns  
 Filtering Area: 700 Sq. In.  
 Working Pressure: 15 PSI  
 Flow Rate: 90 GPH  
 Inlet / Outlet: 3/8" NPT  
 Dimensions: 9" H x 4-3/4" W



**1604**

11BV-M Gar-Ber Commercial Spin-On Oil Filter

##### 11BV-MK *Specifications*

Machined Aluminum Head with 1/8" Vacuum/Bleed port with #M Epoxy-Coated Disposable Spin-On Cartridge Filter.

Maximum Firing Rate: 35 GPH  
 Micron Removal: 35 Microns  
 Filtering Area: 700 Sq. In.  
 Working Pressure: 15 PSI  
 Flow Rate: 90 GPH  
 Inlet / Outlet: 3/8" NPT  
 Dimensions: 10-1/2" H x 4-3/4" W



**1605**

11BV-MK Gar-Ber Commercial Spin-On Oil Filter

##### M *Specifications*

Machined Aluminum Head with 1/8" Vacuum/Bleed port with #M Epoxy-Coated Disposable Spin-On Cartridge Filter.

Maximum Firing Rate: 35 GPH  
 Micron Removal: 35 Microns  
 Filtering Area: 700 Sq. In.  
 Working Pressure: 15 PSI  
 Flow Rate: 90 GPH  
 Inlet / Outlet: 3/8" NPT



**2615**

M Epoxy-Coated Can Repl Cartridge

# Gar-Ber

## Spin-On Fuel Oil Filters



### Residential General "G" Filters

#### 1A-10G

##### Specifications

Machined Aluminum Head with 1/8" Vacuum/Bleed port with #G Epoxy-Coated Disposable Spin-On Cartridge Filter.

Maximum Firing Rate: 10 GPH  
Micron Removal: 10 Microns  
Filtering Area: 500 Sq. In.  
Working Pressure: 15 PSI  
Flow Rate: 45 GPH  
Inlet / Outlet: 3/8" NPT  
Dimensions: 7-1/8" H x 3-3/4" W



**1005**

1A-10G General Turrent-On Spin-On Fuel Oil Filter

#### 1A-10GBK

##### Specifications

Machined Aluminum Head with 1/8" Vacuum/Bleed port with #G Epoxy-Coated Disposable Spin-On Cartridge Filter.

Maximum Firing Rate: 10 GPH  
Micron Removal: 10 Microns  
Filtering Area: 500 Sq. In.  
Working Pressure: 15 PSI  
Flow Rate: 45 GPH  
Inlet / Outlet: 3/8" NPT  
Dimensions: 9" H x 4-3/4" W



**1006**

1A-10GBK General Turrent-On Spin-On Fuel Oil Filter

#### G

##### Specifications

Machined Aluminum Head with 1/8" Vacuum/Bleed port with #G Epoxy-Coated Disposable Spin-On Cartridge Filter.

Maximum Firing Rate: 10 GPH  
Micron Removal: 10 Microns  
Filtering Area: 500 Sq. In.  
Working Pressure: 15 PSI  
Flow Rate: 45 GPH  
Inlet / Outlet: 3/8" NPT



**2008**

G Epoxy-Coated Can Repl Cartridge

### Spin-On Accessories



**3620**

AMB (B) Angle Filter Mounting Bracket



**3610**

FRI (K) 30" Vacuum Filter Restriction Indicator (Gauge)



**3600**

11V (1A) Alum Residential Filter Head w/Port



# 77B & 99B Oil Filter

Compatible With Bio-Fuel Blends Up Through B5!

## UNIFILTER FUEL OIL FILTERS



**Replace every 10 years, or at the first sign of defects (as described on page 18).**

### 77B and 99B Fuel Oil Filters

Compatible with Fuel Oil Conforming to ASTM D396-09 (up to B5)!

- Max Working Pressure = 40 PSI. ETL Listed. 3/8" NPT Standard
- Now With Durable Epoxy-Coated Galvanized Steel Filter Bowl Inside & Out
- 4EVERLoc Bottom Bolt Design



### RF-1 & RF-2

- micRoFiber RF Filter Element Cartridge Standard with 77B & 99B
- Continuous-Spun Gear Tooth Design For Maximum Surface Area & Enhanced Depth Filtration
- BG - Compatible with Fuel Oil Conforming to ASTM D396 - 09 (Up to B5) & ASTM D1418 (Up to B100 with **BioGasket** )

## Filter Bowl Upgrade Kits

Compatible with Bio-Fuel Blends up to B100!

Featuring: Epoxy Coated Galvanized Steel Filter Bowls with 4EverLoc Bottom Bolt Design

- 1007 1A-EpoxyG Filter Bowl Kits for 1A-25B / 77 with **BioGasket**
- 1013 2A-EpoxyG Filter Bowl Kits for 2A-700B / 99 with **BioGasket**





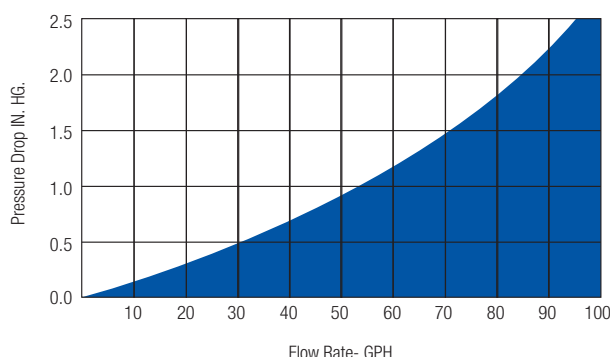
# 77B & 99B Oil Filter

Compatible With Bio-Fuel Blends Up Through B5!



Replace every 10 years, or at the first sign of defects (as described on page 18).

## Clean Pressure Drop No. 2 Fuel Oil 77B

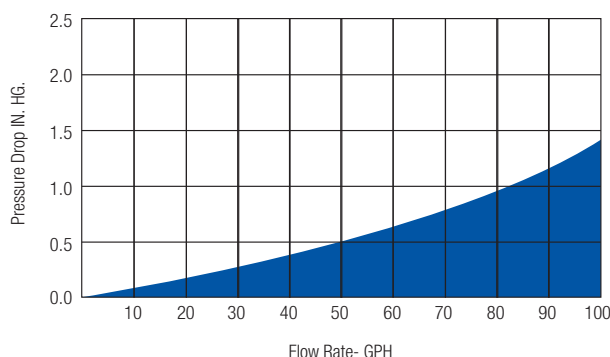


**9300**

77B 3/8" Unifilter Fuel Oil Filter  
10 GPH Max Firing Rate at 10 Microns 40 PSI



## Clean Pressure Drop No. 2 Fuel Oil 99B



**9302**

99B 3/8" Unifilter Fuel Oil Filter  
25 GPH Max Firing Rate at 10 Microns 40 PSI



## SPECIFICATIONS

	77B	99B
Height	5-1/8 In.	6-1/4 In.
Diameter	3-5/8 In.	4-3/8 In.
Weight	2 Lbs.	3 Lbs.
Pipe Size	3/8" NPT STD.	3/8" NPT STD.
Max Working Pressure	40 PSI	40 PSI
Max Firing Rate - #2 Fuel Oil	10 GPH	25 GPH
Max Flow Rate	40	100
Replacement Elements	Pt. No. RF-1	Pt. No. RF-2
Filter Media	micRoFiber	micRoFiber
Micron Size	(10 Micron)	(10 Micron)
micRoFiber RF Surface	52 Sq. In.	90 Sq. In.
micRoFiber RF Volume	12 Cubic In.	22.7 Cubic In.

Unifilter® 77B & 99B Oil Filter Specifications

## Quality, Low Cost Filters for Every Home!

### General Offers Exceptional Features

- Leakproof construction with machined gasket seats and ETL listed gasket compounds
- Standard with Epoxy Coated Galvanized Steel Filter Bowl Inside & Out (E)
- For use with No. 2, 4, 5 or 6 fuel oil
- Choice of 4 pipe thread sizes
- Easy to clean, reusable wire mesh element with a wide range of mesh sizes available
- Element constructed of corrosion-proof stainless steel
- May also be used as a line-type filter for hydraulic and lubricating oils, farm spraying equipment and other filtration applications
- Listed by ETL

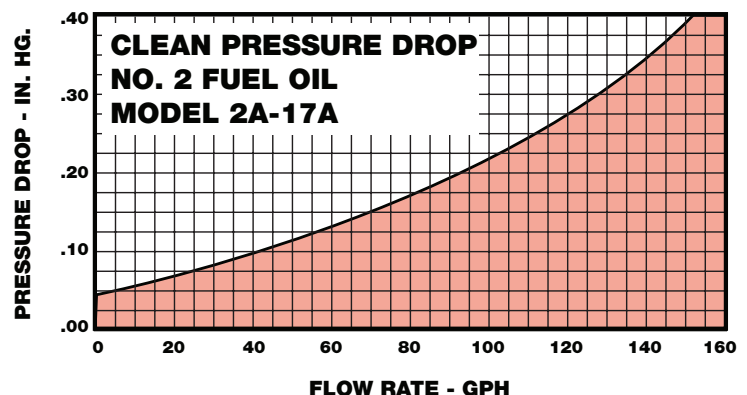
### Installation

Fuel filters must be installed in the suction line between the storage tank and burner. They may be installed either at the tank or at the burner where they will protect the fuel pump and burner nozzle from impurities in the fuel oil.



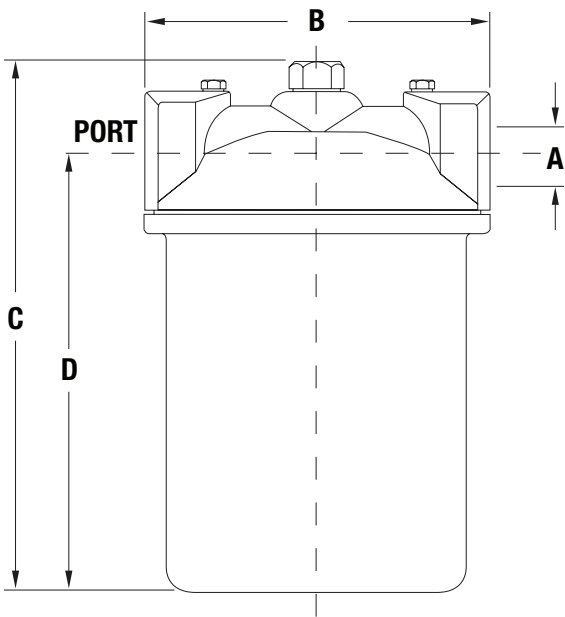
### Specifications

- Pipe Sizes.....3/8, 1/2, 3/4 or 1 NPT
- Working Pressure..... 12 PSI
- Firing Rate (Max. Nozzle Capacity) ..... up to 24 GPH
- Element.....2A-710 SL  
Mesh Size 30, 60, 100, 150 or 200
- Element Surface Area ..... 40 Sq. In.
- Shipping Weight (12 per carton)..... 50 Lbs.



# Model 2A-17A

## Specifications



### Filter Dimensions

Pipe Size in (A)	Port to Port (B)	Overall Length (C)	Port Center (D)	Weight lbs.
3/8"	4-3/8"	6-1/4"	5-5/16"	3.1
1/2"	4-3/8"	6-3/4"	5-1/2"	3.6
3/4"	4-3/8"	6-3/4"	5-1/2"	3.4
1"	4-3/8"	7"	5-11/16"	4.1

The 2A-17A fuel oil filters provide a wide range of filtration with durable stainless steel wire mesh elements. The stainless steel wire mesh elements form 40 square inches of filtering area.

### 2A-17A Element Selection Chart

Wire Mesh Element Size	Recommended Fuel Oil Type	Mesh Opening (inches)
30	No. 4, 5 or 6	0.022
60	No. 6	0.010
100	No. 2	0.006
150	No. 2	0.004
200	No. 2	0.003

### Ordering Information

When ordering 2A-17A Filters-Specify:

**2A-17A - 3/4 - 60 - N E**

Basic Model No. for filters w/ wire mesh element

Pipe Size

3/8"  
1/2"  
3/4"  
1"

Interior Finish  
E = Epoxy Coated

Bowl Gasket  
N = Buna-N  
V = Vellumoid

Mesh Size  
30 100  
60 150  
200

When ordering elements for 2A-17A Filters-Specify:

**2A-710SL - 60 - N**

Basic Model No. for wire mesh element

Mesh Size  
30 100  
60 150  
200

Bowl Gasket  
N = Buna-N  
V = Vellumoid  
T = FKM



## Model 2A-17A Multi-Purpose Oil Filters and Replacement Filters

### Multi-Purpose Fuel Filter with Stainless Steel Mesh Elements

Stainless Steel cleanable element

Available 3/8", 1/2", 3/4" and 1" NPT

Mesh sizes available: 30, 60, 100, and 200 (40 and 150 No longer available)

Gaskets: Buna-N, FKM (T), and Vellumoid (U)

Standard with Epoxy-Coated Galvanized Steel Filter Bowl Inside & Out (E)

ETL Listed for #2, 4, 5, 6 Fuel Oil at 24 GPH Firing Rate

ETL Listed for 40 PSI MAX Working Pressure



- **1022** 2A17A-3/8-30 TE -- Fuel Oil Filter 3/8" NPT 24 GPH
- **1024** 2A17A-3/8-60 TE - Fuel Oil Filter 3/8" NPT 24 GPH
- **1025** 2A17A-3/8-100 TE - Fuel Oil Filter 3/8" NPT 24 GPH
- **1027** 2A17A-3/8-200 TE - Fuel Oil Filter 3/8" NPT 24 GPH
- **1028** 2A17A-1/2-30 TE - Fuel Oil Filter 1/2" NPT 24 GPH
- **1030** 2A17A-1/2-60 TE - Fuel Oil Filter 1/2" NPT 24 GPH
- **1031** 2A17A-1/2-100 TE - Fuel Oil Filter 1/2" NPT 24 GPH
- **1033** 2A17A-1/2-200 TE - Fuel Oil Filter 1/2" NPT 24 GPH
- **1034** 2A17A-3/4-30 TE - Fuel Oil Filter 3/4" NPT 24 GPH
- **1036** 2A17A-3/4-60 TE - Fuel Oil Filter 3/4" NPT 24 GPH
- **1037** 2A17A-3/4-100 TE - Fuel Oil Filter 3/4" NPT 24 GPH
- **1039** 2A17A-3/4-200 TE - Fuel Oil Filter 3/4" NPT 24 GPH
- **1040** 2A17A-1-30 TE - Fuel Oil Filter 1" NPT 24 GPH
- **1042** 2A17A-1-60 TE - Fuel Oil Filter 1" NPT 24 GPH
- **1043** 2A17A-1-100 TE - Fuel Oil Filter 1" NPT 24 GPH
- **1045** 2A17A-1-200 TE - Fuel Oil Filter 1" NPT 24 GPH

### Multi-Purpose Replacement Stainless Steel Mesh Elements

- **2024** 2A-710SL-30N - Fuel Oil Filter Element - #30 Stainless Steel Mesh N-Buna N
- **2026** 2A-710SL-60N - Fuel Oil Filter Element - #60 Stainless Steel Mesh N-Buna N
- **2027** 2A-710SL-100N - Fuel Oil Filter Element - #100 Stainless Steel Mesh N-Buna N
- **2029** 2A-710SL-200N - Fuel Oil Filter Element - #200 Stainless Steel Mesh N-Buna N





# Model 2A-17A Multi-Purpose

## Replacement Oil Filters



### Multi-Purpose Replacement Stainless Steel Mesh Elements

- **2031** 2A-710SL-30V - Fuel Oil Filter Element - #30 Stainless Steel Mesh V-Vellumoid
- **2033** 2A-710SL-60V - Fuel Oil Filter Element - #60 Stainless Steel Mesh V-Vellumoid
- **2034** 2A-710SL-100V - Fuel Oil Filter Element - #100 Stainless Steel Mesh V-Vellumoid
- **2036** 2A-710SL-200V - Fuel Oil Filter Element - #200 Stainless Steel Mesh V-Vellumoid
- **2037** 2A-710SL-100T - Fuel Oil Filter Element - #100 Stainless Steel Mesh T-FKM
- **2035** 2A-710SL-200T - Fuel Oil Filter Element - #200 Stainless Steel Mesh T-FKM

#### Mixed item selection of GFI oil products for dollar volume pricing

- **2016** 2A-710G100 #100G - Cleanable Stainless Steel Mesh Fuel Oil Filter Element



### Multi-Purpose Filters with Felt Elements

- **1123** 2A-17AF-3/8-25-NU - Multi-Purpose Filter with 25 Micron felt element 3/8" NPT Ports, Buna-N Gaskets, Epoxy Interior
- **1141** 2A-17AF-3/8-25-VE - Multi-Purpose Filter with 25 Micron felt element 3/8" NPT Ports, FKM Gaskets, Epoxy Interior
- **1125** 2A-17AF-1/2-25-NU - Multi-Purpose Filter with 25 Micron felt element 1/2" NPT Ports, Buna-N Gaskets, Epoxy Interior
- **1143** 2A-17AF-1/2-25-VE - Multi-Purpose Filter with 25 Micron felt element 1/2" NPT Ports, FKM Gaskets, Epoxy Interior
- **1127** 2A-17AF-3/4-25-NU - Multi-Purpose Filter with 25 Micron felt element 3/4" NPT Ports, Buna-N Gaskets, Epoxy Interior
- **1145** 2A-17AF-3/4-25-VE - Multi-Purpose Filter with 25 Micron felt element 3/4" NPT Ports, FKM Gaskets, Epoxy Interior
- **1129** 2A-17AF-1-25-NU - Multi-Purpose Filter with 25 Micron felt element 1" NPT Ports, Buna-N Gaskets, Epoxy Interior
- **1147** 2A-17AF-1-25-VE - Multi-Purpose Filter with 25 Micron felt element 1" NPT Ports, FKM Gaskets, Epoxy Interior



### Multi-Purpose Filters with Felt Elements

- **2018** 2A-710F-25-N - Element, Wool Felt 25 Micron, Buna-N Gaskets included
- **2021** 2A-710F-25-V - Element, Wool Felt 25 Micron, FKM Gaskets included
- **2019** 2A-710F-50-N - Element, White Rayon 50 Micron, Buna-N Gaskets included



### Spin-on Cartridge Replacement:

The filter cartridge should be replaced at the beginning of each heating season. It is recommended to change the oil filter cartridge before servicing the oil burner. Use only genuine Gar-Ber or General Filters spin-on cartridges. Generic cartridges may result in poor performance or leaking; thereby voiding agency listing.

1. Turn off electricity to burner and close shut-off valve in fuel line.
2. Place E-Z change bucket or oil tray under filter. Using a filter wrench, loosen and spin-off old cartridge (Figure 1).
3. Place used filter cartridge in E-Z Change bucket upside down, so oil will drain (Figure 2).
4. Cut and remove old O-ring and replace it with the new O-ring supplied (Figure 3). Inspect threads for any signs of wear or damage and replace (head or entire filter) if required.
5. Apply a thin coat of petroleum jelly, or motor oil, to the gasket (Figure 3).
6. Check for dents, missing (chipped, scratched, peeled) paint, or other cartridge damage. Do not use cartridge if damaged.
7. Spin-on new filter cartridge.
8. Bleed air as recommended by pump manufacturer.

**IMPORTANT!** The technician must ensure there are no leaks from any part of the filter assembly prior to completing the installation. It is the sole responsibility of the technician to ensure that any new parts have been properly installed with no leakage.

### Bleeding One-Pipe Systems:

1. Close fuel shut-off valve.
2. Loosen filter vacuum port plug or gauge.
3. Open fuel shut-off valve briefly until oil shows at plug. Immediately close.
4. Tighten vacuum port plug or gauge (Figure 4).
5. Open fuel shut-off valve.
6. Loosen bleed port on fuel unit. Start burner and bleed system as recommended by pump manufacturer.

Important: Priming may be assisted by filling cartridge with clean fuel oil. One-pipe installations must be absolutely air tight or leaks and/or loss of prime may result. Bleed system for 15 seconds after the last air is seen from the pump's bleed port to be certain lines are air-free.

### Bleeding Two-Pipe System:

Bleeding two-pipe systems is often not necessary. Priming may be assisted by filling cartridge with clean fuel oil.

**RUN OIL BURNER AND CHECK FOR LEAKS. IF OIL TANK IS EMPTY, RUN BURNER AND RE-INSPECT AFTER TANK IS FIRST FILLED. KEEP RECORDS OF SERVICES AND INSPECTIONS.**

Clean oil tray, wipe out any spilled oil (Figure 5).



FIG 1



FIG 2



FIG 3




FIG 4



FIG 5

# Oil Filter Service Reference

## Conventional Oil Filters



### Filter Cartridge Replacement:

At the start of each heating season, carefully clean & inspect the oil filter bowl and head before replacing the cartridge. Failure to perform a thorough inspection could result in a leaking oil filter, harm to the environment, & high cleanup costs. The bowl must pass inspection prior to replacing the cartridge. Irrespective of the condition of the bowl and/or head, the cartridge must be replaced at the start of each heating season.

1. Turn off electricity to burner & close fuel line valve.
2. Loosen center bolt, remove bowl, discard filter & gaskets (Figure 1).
3. Carefully clean the filter bowl & head; inspect for (Figure 2 through 4):
  - A. Scratches, flaking, pitting or bubbling.
  - B. Missing coating or exposed metal.
  - C. Visible red or white rust; or corrosion.
  - D. Leaks or potential leaks.
  - E. Surface flaws or corrosion on center bolt, vent screw, hex coupler, & sealing cup.
  - F. Evidence of lower bolt or nut damage or tampering.
  - G. A non epoxy-coated filter bowl.
4. If any one of the defects listed in parts 3A-G immediately shown above, or any other defect is identified, replace with the following genuine GFI parts:
  - UL/ETL/CSA listed epoxy-coated bowl: 1A - epoxyg (GFI #1007) (Figure 5).
  - Or - filter assembly 1A-25B (GFI #1300) / Unifilter 77B (GFI #9300).
5. Install the new cartridge first, and then gaskets for the bowl, center bolt and vent screw.
  - Use of bio-diesel fuel with any buna-n rubber gaskets can result in gasket damage and leakage. If bio-diesel fuels are used, install the green biogasket™ BG-1A (GFI #3081).
6. Reassemble bowl to filter head and tighten center bolt to:
  - 100 - 140 In-Lbs of torque / 8 - 12 Ft-Lbs of torque.
7. Bleed the system:
  - Open fuel line valve.
  - Loosen vent screw until oil shows at the vent port.
  - Tighten vent screw and check all connections for leaks.
8. Turn on electricity to burner, run burner, check for leaks.

**IMPORTANT! The technician must ensure there are no leaks from any part of the filter assembly prior to completing the installation. It is the sole responsibility of the technician to ensure that any new parts have been properly installed with no leakage.**

### Bleeding One-Pipe Systems:

1. Close fuel shut-off valve.
2. Loosen filter vent screw.
3. Open fuel shut-off valve briefly until oil shows at vent port. Immediately close.
4. Tighten vent screw.
5. Open fuel shut-off valve.
6. Loosen bleed port on fuel unit. Start burner and bleed system as recommended by pump manufacturer.

**IMPORTANT: Priming may be assisted by filling cartridge with clean fuel oil. One-pipe installations must be absolutely air tight or leaks and/or loss of prime may result. Bleed system for 15 seconds after the last air is seen from the pump's bleed port to be certain lines are air-free.**

### Bleeding Two-Pipe System:

Bleeding two-pipe systems is often not necessary. Priming may be assisted by filling cartridge with clean fuel oil.

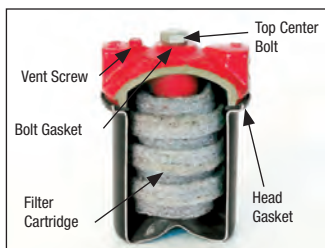


FIG 1



FIG 2




FIG 3

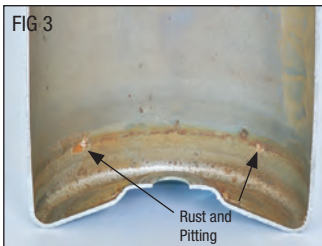


FIG 4




FIG 5





# Enduring Family Values



**Novi Offices Today**



**Novi Offices in the 50's**

## Every family has a story... Welcome to ours.

In 1937 Art and Grace Redner began manufacturing residential heating oil filters out of their small house in Detroit, MI. Continued growth required more space, moving twice to larger facilities in Detroit, and ultimately to our present locations in Novi, MI and Toronto, Canada. Over the years, new generations assumed leadership and new product lines were introduced. In the 50's we began offering indoor air quality products that continue to evolve today. The styles have changed. The people have changed. The products have changed. Throughout 80 years of change, however, the Redner family ownership and commitment to quality has remained the same.

### Our Brands



General Filters, Inc.  
43800 Grand River Avenue  
Novi, Michigan 48375  
Toll Free: (866) 476-5101  
[www.generalaire.com](http://www.generalaire.com)



Canadian General Filters, Ltd.  
400 Midwest Rd.  
Toronto, ON M1P3A9 Canada  
Toll Free: (888) 216-9184  
[www.cgfproducts.com](http://www.cgfproducts.com)