



Nothing but **HEAVY DUTY**.®



MILWAUKEE® MODULAR PIPELINE INSPECTION SYSTEM

MILWAUKEE® MODULAR PIPELINE INSPECTION SYSTEM



CLEAREST IMAGE. EASIEST INSPECTIONS.

How The Modular Pipeline Inspection Works

CHOOSE A REEL SIZE



**INSTALL M18™
500GB CONTROL HUB**



**CHOOSE A VIEWING
DEVICE**



CLEAREST IMAGE. EASIEST INSPECTIONS.

200' Pipeline Inspection Camera



2974-22 System Contents:

- (1) 200' Pipeline Inspection Reel (2974-20)
- (1) M18™ 500GB Control Hub (2970-20)
- (1) Tablet Mount (48-53-2970)
- (2) M18™ REDLITHIUM 5.0 Battery packs (48-11-1850)
- (1) M18™ & M12™ Rapid Charger (48-59-1808)
- (1) Set of 34mm camera Skids
- (1) Grounding Stake and lead clamps



2974-20 Contents:

- (1) 200' Pipeline Inspection Reel
- (1) Set of 34mm camera Skids

120' Pipeline Inspection Camera



2973-22 System Contents:

- (1) 120' Pipeline Inspection Reel (2973-20)
- (1) M18™ 500GB Control Hub (2970-20)
- (1) Tablet Mount (48-53-2970)
- (2) M18™ REDLITHIUM 5.0 Battery packs (48-11-1850)
- (1) M18™ & M12™ Rapid Charger (48-59-1808)
- (1) Set of 25mm camera Skids
- (1) Grounding Stake and lead clamps



2973-20 Contents:

- (1) 120' Pipeline Inspection Reel
- (1) Set of 25mm camera Skids

M18™ Wireless Monitor



2971-20 Contents:

- (1) M18™ Wireless Monitor
- (1) USB-C to USB-C Cable

M18™ 500GB Control Hub



2970-20 Contents

- (1) M18™ 500GB Control Hub

Milwaukee® Pipeline Inspection App

Key Features:

- **ELIMINATES NEED FOR MONITOR**
- Maximizes the cameras' image quality
- View live video, record/capture video & images, edit video length
- Save to mobile device
- Access saved jobs on control hub
- 200' of wireless range



Pipeline Inspection Reporting Software

Key Features:

- Extract jobs from control hub wirelessly or with a USB-C cord
- Build and save PDF reports on computer
- Seamlessly upload videos to YouTube
- **Cannot be used to view, record, or edit videos and pictures**





Nothing but **HEAVY DUTY.**[®]

- **Overview/Target Users & Applications**
- **Modular Pipeline System User Needs**
- **Reel & Viewing Systems Walkarounds**
- **Set-Up Info**



MILWAUKEE® MODULAR PIPELINE INSPECTION SYSTEM

Fit To Milwaukee®

ROUGH IN



INSTALL



MAINTENANCE



DEMOLITION



FASTEST GROWING BRAND SINCE 2016

SEWER MAINTENANCE PROCESS



CLEAR



Drain Cleaning




INSPECT



Sewer Inspection



REPAIR/REPLACE







**Demo/
Pipe Cutting**

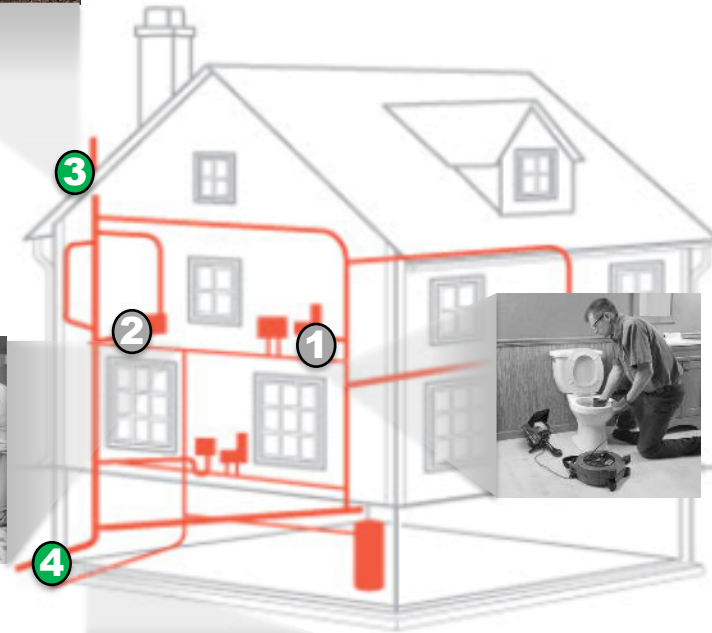
Start to Finish Milwaukee Opportunity



MILWAUKEE® MODULAR PIPELINE INSPECTION SYSTEM

Types Of Applications

| | |
|---|--|
| 1 | <p>Fixture Lines 1 ½"</p>  |
| 2 | <p>Secondary/Branch Drain Lines 1 ½"-3"</p>  |
| 3 | <p>Commercial Main and Residential Sewers 2"-6" up to 100'</p> <p>NEW</p>  |
| 4 | <p>Sewer Lateral Lines 3"-10" up to 200'</p> <p>NEW</p>  |



Core Product for Plumbing, Drain and Maintenance Pros



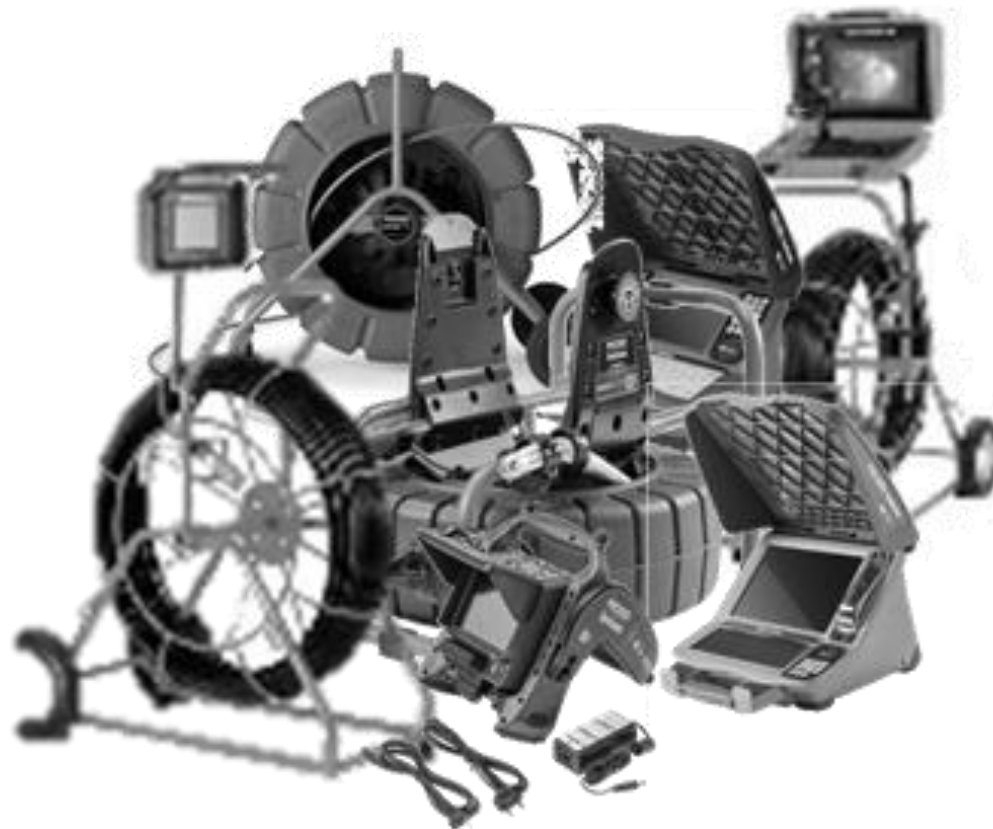
Nothing but **HEAVY DUTY.**[®]

- **Overview/Target Users & Applications**
- **Modular Pipeline System User Needs**
- **Reel & Viewing Systems Walkarounds**
- **Set-Up Info**



The Sewer Camera Market Problem

Capabilities that are specific to a reel or monitor limit flexibility across a fleet of inspection equipment



Small Enhancements Frequently Require New Reel, Monitor or Both



Milwaukee® M18™ 500GB Control Hub Core Feature Set

Milwaukee® Wireless Control Hub is the industry's first core, interchangeable electronic control unit that is independent of the reels and monitors



Key Benefits

- ✓ **Consistent Experience Across All Reels and Monitors**
- ✓ **Increased Flexibility to Add on**
- ✓ **Simplifies Purchasing Process**

One Control Hub Delivers Performance Across Multiple Reels and Monitors



MILWAUKEE® MODULAR PIPELINE INSPECTION SYSTEM

Why Modular Control Hub

Milwaukee® M18™ 500GB Control Hub Core Feature Set



Stores Images/Video in 1080P

500GB Internal Memory

On Board Line Trace Transmitter

Hot Swap Battery

Camera Test Port

Onekey® Asset Management

Wifi, Zoom & Trim

Delivers Core Benefits to All Milwaukee® Reels and Viewing Options



Image Quality



System Versatility



Information Collection and Sharing

IMAGE QUALITY

SYSTEM VERSATILITY

INFO COLLECTION & SHARING

USERS NEED A CLEAR, SHARP, IMAGE TO UNCOVER POINTS OF INTEREST

PROBLEM

- Users need a clear image to confirm potential issues found inside pipes
- Users want the ability to adjust light output depending on the pipe size and material during an inspection
- Users want to provide their customers with a clear image when reviewing their work

PROBLEM



SOLUTION

- **1080P HD CAMERAS UNLOCKS 4X DIGITAL ZOOM** without degrading image quality
- **IMAGE ENHANCE:** Adjustable contrast and saturation optimizes visibility up close and further down the pipe
- **PIPELINE INSPECTION APP:** Maximize image quality and clarity when reviewing with customers



INDUSTRY'S CLEAREST IMAGE



IMAGE QUALITY

SYSTEM VERSATILITY

INFO COLLECTION & SHARING

USERS NEED A SYSTEM THAT IS FLEXIBLE TO THE UNIQUE NEEDS OF EACH JOB

PROBLEM

SOLUTION

- Users want a system free of cords that can get tangled and break
- Users need a secure way to carry reels up and down stairs and ladders when faced with inspecting vent stacks on roofs
- Users want the ability to wirelessly connect to multiple devices at the same time

- **M18™ 500GB Control Hub:** Easily swaps between reel sizes, centralizes all image/video and eliminates cords
- **Transit Design Specific to applications:**
 - Milwaukee® 120' Pipeline Inspection reel provides removable backpack straps for hands free carrying when accessing roofs
 - Milwaukee® 200' pipeline inspection system provides A wide wheelbase and telescoping handle for better stability when on uneven surfaces
- **Viewing flexibility:** Up to 200' of Wireless connectivity to the M18 Wireless Monitor & the Milwaukee® Pipeline Inspection App at the same time

PROBLEM



Unmatched Versatility, Control Hub Swaps Between Reels



MILWAUKEE® MODULAR PIPELINE INSPECTION SYSTEM

Why Milwaukee®?

IMAGE QUALITY

SYSTEM VERSATILITY

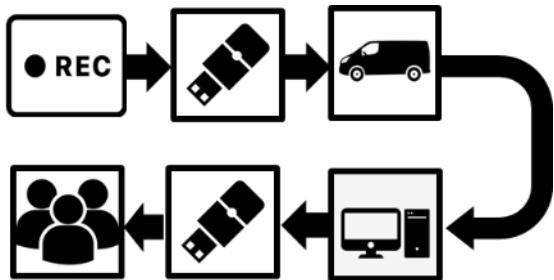
INFO COLLECTION & SHARING

USERS NEED THE ABILITY TO BUILD, ORGANIZE, AND SHARE REPORTS QUICKLY AND EASILY

PROBLEM

- **CAPTURE:**
 - Users want to stay productive regardless of state of battery charge in the monitor or reel
 - When taking video and picture recordings, users want a centralized location for storage and access
- **CREATE:** Users want the ability to build and organize reports while on the job, eliminating any time lost by going back to the office
- **SHARE:**
 - Users want to be able to show customers what's going on in the drain in real time
 - Users want flexibility on where they can save recordings to speed up the approval process

PROBLEM



SOLUTION

- **CAPTURE:**
 - **HOT SWAP:** Internal lithium battery allows the swapping out of batteries during active recordings
 - **M18™ 500GB CONTROL HUB:** Stores up to 500GB of HD video and images in one organized location.
- **CREATE:** Build and edit reports directly from M18™ Wireless Monitor or Milwaukee® Pipeline Inspection App on a mobile device
- **SHARE:**
 - Connect to M18 Wireless monitor or mobile device up to 200'
 - Milwaukee® Pipeline Inspection App enables saving directly to mobile device for faster sharing



Capture, Create, and Share Directly from Mobile Devices



MILWAUKEE® MODULAR PIPELINE INSPECTION SYSTEM

Milwaukee® Summary of Benefits



SUPERIOR IMAGE QUALITY



INFO COLLECTION & SHARING



SYSTEM VERSATILITY



SUPERIOR IMAGE. WIRELESS CONNECTIVITY. UNMATCHED VERSATILITY



Nothing but **HEAVY DUTY.**[®]

- **Overview/Target Users & Applications**
- **Modular Pipeline System User Needs**
- **Reel & Viewing Systems Walkarounds**
- **Launch Collateral**
- **Set-Up Info**



MILWAUKEE® MODULAR PIPELINE INSPECTION SYSTEM



M18™ 120' PIPELINE INSPECTION SYSTEM



M18™ 120' PIPELINE INSPECTION SYSTEM



MILWAUKEE® MODULAR PIPELINE INSPECTION SYSTEM

M18

Types Of Applications

Fixture Lines 1 1/2"

1



Secondary/Branch Drain Lines 1 1/2"-3"

2



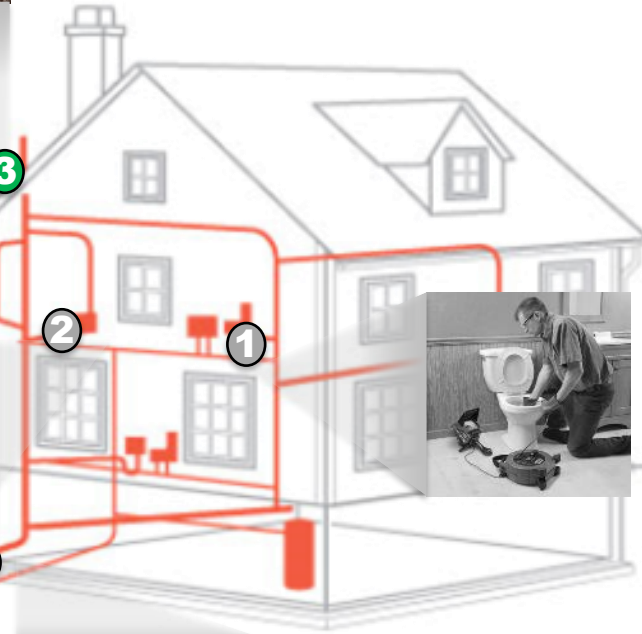
Commercial Main and Residential Sewers
Optimized for 2"-6" Pipes

3



Commercial & Residential Sewers
Optimized for 3"-10"

4



COMMERCIAL MAINS & RESIDENTIAL SEWERS

Milwaukee® 120' Pipeline Inspection Reel 2973-20 (Reel Only)



2973-20 Contents:

- (1) 120' Pipeline Inspection Reel
- (1) Set of 25mm Camera Skids

M18™ 120' Pipeline Inspection System 2973-22



2973-22 System Contents:

- (1) 120' Pipeline Inspection Reel w/ 25mm camera (2973-20)
- (1) M18 500GB Control Hub (2970-20)
- (1) Tablet Mount (48-53-2970)
- (2) M18™ REDLITHIUM 5.0 Battery pack (48-11-1850)
- (1) M18™ & M12™ Rapid Charger (48-59-1808)
- (1) Set of 25mm camera Skids
- (1) Grounding Stake and lead clamps



MILWAUKEE® MODULAR PIPELINE INSPECTION SYSTEM

120' Pipeline Inspection Reel

ROTATE & TILT ADJUSTMENTS

EASILY ADJUST TO OPTIMIZE VIEWING ANGLE OF MONITOR

VIEWING DEVICE MOUNT

FOR SECURED VIEWING AND TRANSPORTATION

25MM SELF-LEVELING HD CAMERA

STEEL REINFORCED CAMERA HEAD FOR MAXIMUM DURABILITY

REMOVABLE BACKPACK STRAPS

EASY TRANSPORTATION ON/OFF CALLS



10MM PUSH CABLE

MAXIMUM PUSHABILITY IN UP TO 6" PIPES

LIFTING HANDLE

FOR EASY LOADING/UNLOADING FROM TRUCK

SLIP RESISTANT OVERMOLD

STABILITY WHEN ON WET SURFACES





MILWAUKEE® MODULAR PIPELINE INSPECTION SYSTEM

M18™ 120' Pipeline Inspection System



CLEAREST IMAGE



EASIEST INSPECTIONS



EASIEST TRANSPORT

- **25mm HD Camera Delivers 4X Digital Zoom**
 - Industry's Clearest Image, HD Video Capture
 - Unmatched Diagnostic Capability - Zoom Up To 4X
 - Self-leveling Camera Head Orients Image Upright
- **Capture, Create, & Share To Mobile Devices**
 - Wireless Range Up To 200'
 - M18™ 500GB Control Hub Provides Centralized Storage Of Files
 - Trim Videos to Shareable Sizes from Monitor/App
 - Automatically Generates Highlight Reel For Easy Wireless Sharing
- **Hands-Free Carrying**
 - Removable Backpack Straps For Accessing Roofs
 - Monitor Mount Consolidates Transportation & Optimizes Viewing
 - Multiple Handles Secure Loading & Unloading from Van





MILWAUKEE® MODULAR PIPELINE INSPECTION SYSTEM

120' Competitive Landscape

Optimized for Push Distance



Optimized for Flex



| Brand | General | Ridgid | MILWAUKEE | MILWAUKEE | Ridgid | Ridgid |
|-----------------------------------|------------------------------------|--|--|--|--|--|
| Model | Gen-Eye SL | SeeSnake Compact M40 | M18™ 200' Pipeline Inspection System & M18™ Wireless Monitor | M18™ 200' Pipeline Inspection System + Personal Device | SeeSnake Compact C40 | SeeSnake Compact 2 |
| Model # | SL-GPW-A | 63673 | 2973-22 & 2971-20 | 2973-22 | 63668 | 48113 |
| Retail Cost w/ Monitor | 4K-6K (depending on Configuration) | 8K-10K (depending on configuration) | \$ 8,129.99 | \$6,629.99 + tablet or phone | 8K-9K (depending on configuration) | 6K-9K (depending on configuration) |
| REEL SPECS | | | | | | |
| Camera Resolution | 768 x 494 | 766 x 494 | 1080P | 1080P | 767 x 494 | 768 x 494 |
| Push Distance Capabilities | Medium | Medium | High | High | Low | Low |
| Hands Free Carry | No | No | Yes | Yes | No | No |
| Monitor Mount | No | Depends on Monitor | Yes | Yes | Depends on Monitor | Depends on Monitor |
| Use Without Dedicated Monitor | No | No | Yes | Yes | No | No |
| 200+ Tool Battery Platform | No | No | Yes | Yes | No | No |
| MONITOR/CONTROL HUB SPECS | | | | | | |
| Wireless Display | No | No | Yes | Yes | No | No |
| Hot Swap Internal battery | No | No | Yes | Yes | No | No |
| Trim Video Length | No | No | Yes | Yes | No | No |
| Monitor Weight | 9-12lbs (Depending on Monitor) | 5 - 14 lbs. (Depending on the Monitor) | 4 lbs | Device Dependant | 5 - 14 lbs. (Depending on the Monitor) | 5 - 14 lbs. (Depending on the Monitor) |
| Runtime | 4 - 5 hours | 3-4 hours (Depending on Monitor) | 8 Hours | 8 Hours | 3-4 hours (Depending on Monitor) | 3-4 hours (Depending on Monitor) |
| Internal Storage | 0- 32 GB | 0 - 128GB | 500 GB | 500 GB | 0 - 128GB | 0 - 128GB |
| Warranty | 1 year | 1 Year | 5 year | 5 year | 1 Year | 1 Year |
| Mounts to Reel | Depending on Monitor | Depending on Monitor | Yes | Yes | Depending on Monitor | Depending on Monitor |
| Digital Zoom | No | No | Yes | Yes | No | No |
| Access Saved recordings on Mobile | No | No | Yes | Yes | No | No |

Primary Target



MILWAUKEE® MODULAR PIPELINE INSPECTION SYSTEM

M18

Types Of Applications

Fixture Lines 1 1/2"

1



Secondary/Branch Drain Lines 1 1/2"-3"

2



Commercial Main and Residential Sewers Optimized for 2"-6" Pipes

NEW

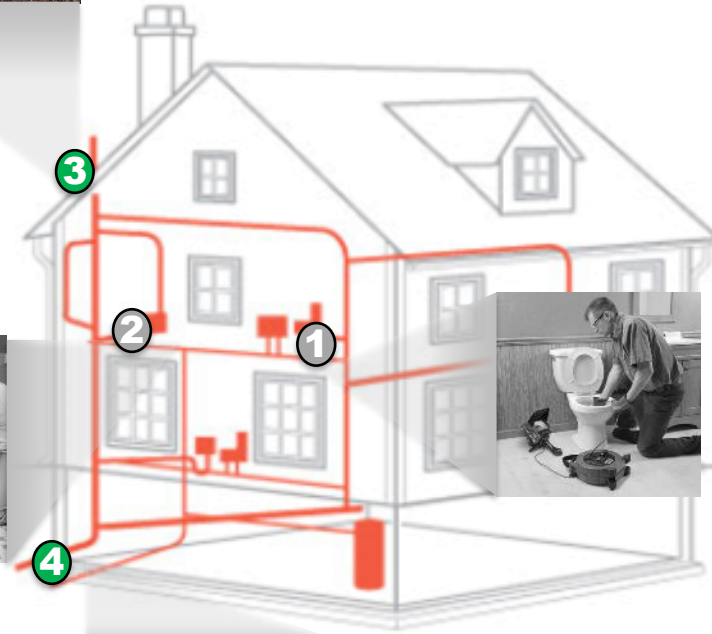
3



Commercial & Residential Sewers Optimized for 3"-10"

NEW

4



COMMERCIAL AND RESIDENTIAL SEWERS UP TO 200'

Milwaukee® 200' Pipeline Inspection Reel 2974-20 (Reel Only)



Kit Contents:

- (1) 200' Pipeline Inspection Reel
- (1) Set of 34mm Camera Skids

M18™ 200' Pipeline Inspection System 2974-22



Kit Contents:

- (1) 200' Pipeline Inspection Reel (2974-20)
- (1) M18 500GB Control Hub (2970-20)
- (1) Tablet Mount (48-53-2970)
- (2) M18™ REDLITHIUM 5.0 Battery packs (48-11-1850)
- (1) M18™ & M12™ Rapid Charger (48-59-1808)
- (1) Set of 34mm camera Skids
- (1) Grounding Stake and lead clamps



MILWAUKEE® MODULAR PIPELINE INSPECTION SYSTEM

200' PIPELINE INSPECTION Reel

TELESCOPING HANDLE

EASY TRANSPORTATION ON/OFF CALLS



VIEWING DEVICE MOUNT

FOR SECURED VIEWING AND TRANSPORTATION

ROTATE & TILT ADJUSTMENTS

EASILY ADJUST TO OPTIMIZE VIEWING ANGLE OF MONITOR

12MM PUSH CABLE

MAXIMUM PUSHABILITY IN UP TO 10" PIPES

6" ALL-TERRAIN WHEELS

PROVIDES MAXIMUM STABILITY WHEN ROLLING ON UNEVEN SURFACES

34MM SELF-LEVELING HD CAMERA

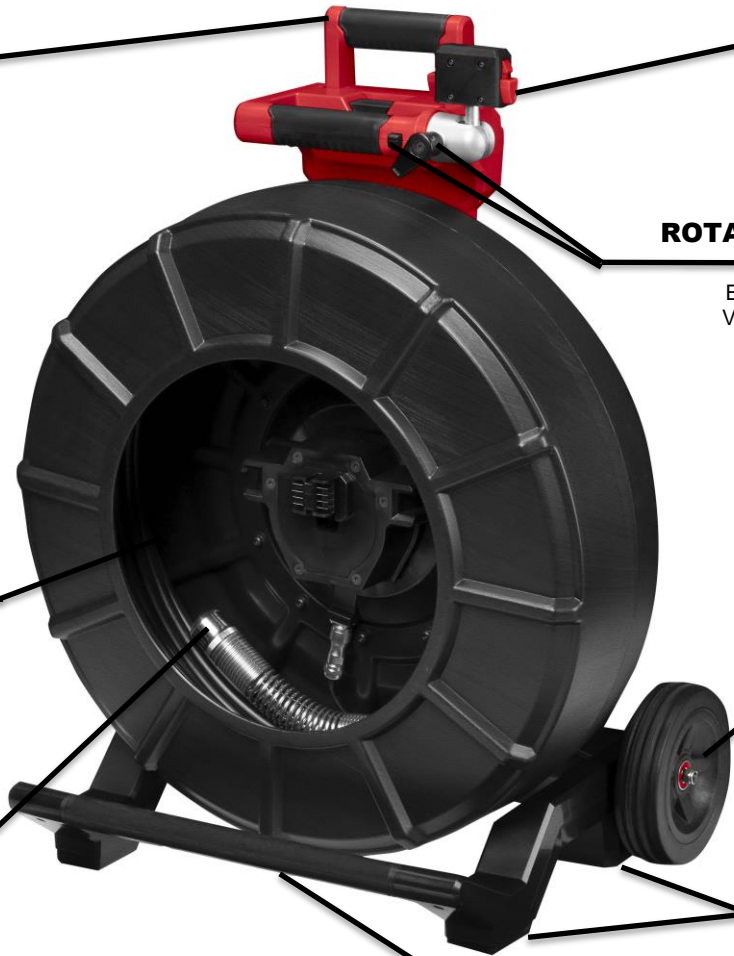
Smallest Camera head in its class

SLIP RESISTANT OVERMOLD

STABILITY WHEN ON WET SURFACES

LIFTING HANDLE

FOR EASY LOADING/UNLOADING FROM TRUCK





MILWAUKEE® MODULAR PIPELINE INSPECTION SYSTEM

200' Competitive Landscape

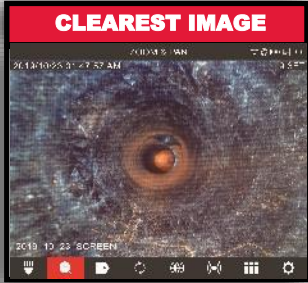
Optimized for Push Distance

Optimized for Flex



| Brand | General | Ridgid | MILWAUKEE | MILWAUKEE | Ridgid | Ridgid |
|-----------------------------------|-------------------------------------|--|--|--|--|--|
| Model | Gen-Eye SL | SeeSnake Standard 200' | M18™ 200' Pipeline Inspection System & M18™ Wireless Monitor | M18™ 200' Pipeline Inspection System + Personal Device | SeeSnake Standard mini 200' | SeeSnake RM200 |
| Model # | SL-SDP-A | 63603 | 2974-22 & 2971-20 | 2974-22 & 2971-20 | 63628 | 42348 |
| Retail Cost w/ Monitor | 6K-10K (depending on Configuration) | 10K-12K (depending on configuration) | \$ 10,799.99 | \$9,379.99 + tablet or phone | 9K-11K (depending on configuration) | 9K-11K (depending on configuration) |
| REEL SPECS | | | | | | |
| Camera Resolution | 768 x 494 | 768 x 494 | 1080P | 1080P | 766 x 494 | 767 x 494 |
| Camera Head Size | 35mm | 35mm | 34mm | 34mm | 30mm | 25mm |
| Push Distance Capabilities | Medium | Medium-High | High | High | Medium | Medium |
| Extended Handle | No | No | Yes | Yes | No | Yes |
| Monitor Mount | No | No | Yes | Yes | No | Yes |
| Use Without Dedicated Monitor | No | No | Yes | Yes | No | No |
| 200+ Tool Battery Platform | No | No | Yes | Yes | No | No |
| MONITOR/CONTROL HUB SPECS | | | | | | |
| Wireless Display | No | No | Yes | Yes | NO | No |
| Hot Swap Internal battery | No | No | Yes | Yes | NO | No |
| Trim Video Length | No | No | Yes | Yes | NO | No |
| Monitor Weight | 9-12lbs (Depending on Monitor) | 5 - 14 lbs. (Depending on the Monitor) | 4 lbs | Device Dependant | 5 - 14 lbs. (Depending on the Monitor) | 5 - 14 lbs. (Depending on the Monitor) |
| Runtime | 4 - 5 hours | 3-4 hours (Depending on Monitor) | 8 Hours | 8 Hours | 3-4 hours (Depending on Monitor) | 3-4 hours (Depending on Monitor) |
| Internal Storage | 0- 32 GB | 0 - 128GB | 500 GB | 500 GB | 0 - 128GB | 0 - 128GB |
| Warranty | 1 year | 1 Year | 5 year | 5 year | 1 Year | 1 Year |
| Mounts to Reel | Depending on Monitor | No | Yes | Yes | No | Yes |
| Digital Zoom | No | No | Yes | Yes | No | No |
| Access Saved recordings on Mobile | No | No | Yes | Yes | No | No |

Primary Target



- **34mm HD Camera Delivers 4X Digital Zoom**
 - Industry's Clearest Image, HD Video Capture
 - Unmatched Diagnostic Capability - Zoom Up To 4X
 - Self-leveling Camera Head Orientates Image Upright



- **Capture, Create, And Share To Mobile Devices**
 - Wireless Range Up To 200'
 - 500gb Internal Storage Provides Easy Report Management
 - Trim Videos to Shareable Sizes from Monitor/App
 - Automatically Generates Highlight Reel For Easy Wireless Sharing



- **Extendable Handle For Stability During Transportation**
 - 6" All-terrain Wheels For Transportation On Any Surface
 - On Board Monitor Mount For Secured Transportation And Viewing
 - Multiple Gripping Surfaces For Taking In And Out Of Van





MILWAUKEE® MODULAR PIPELINE INSPECTION SYSTEM

M18™ Wireless Monitor



M18™ WIRELESS MONITOR



M18 Wireless Monitor 2971-20



2071-20 Contents:

- (1) M18 Wireless Monitor
- (1) USB-C to USB-C Cable

Milwaukee Pipeline Inspection App



Key Features:

- **ELIMINATES NEED FOR MONITOR**
- **PROVIDES THE USER WITH THE BEST IMAGE QUALITY**
- iOS and Android
- View live video, record/capture video & images, edit video length
- Save to mobile device or USB
- Access saved jobs on control hub
- Up to 200' of wireless range



MILWAUKEE® MODULAR PIPELINE INSPECTION SYSTEM

M18 Wireless Monitor



SCREEN COVER

SHIELDS THE SCREEN WHILE IN USE AND DURING TRANSPORTATION

USB-C & USB PORTS

USB-C: ALLOWS FOR WIRED CONNECTION TO THE M18™ CONTROL HUB



8" DAYLIGHT READABLE SCREEN

PROVIDES A CRISP CLEAR SCREEN EVEN WHEN VIEWING OUTSIDE

BACKLIT BUTTONS

PROVIDES BETTER VISIBILITY IN LOW LIGHT AREAS

WATER & IMPACT RESISTANT DISPLAY

PROTECTS AGAINST HARSH JOB ENVIRONMENTS

NAVIGATION DIAL + UX

PROVIDES QUICK AND EASY NAVIGATION AND PRELOADING LABELLING

ONE-KEY™ TRACKING & SECURITY

TRACK AND MANAGE INVENTORY. LOCK OUT TOOL TO PREVENT THEFT

Mounting Receptacle

MOUNT TO REELS FOR VIEWING STABILITY AND TRANSPORTATION



consin 53005



MILWAUKEE VS. RIDGID VIEWING OPTIONS



| | Milwaukee | | RIDGID | RIDGID | RIDGID |
|------------------------|---|---|-------------|-------------|------------------------|
| Brand | Milwaukee | | RIDGID | RIDGID | RIDGID |
| Model | Pipeline Inspection App | M18 Wireless Monitor | CS6x Versa | CS65x | CS12x |
| Model # | N/A | 2971-20 | 64968 | 55978 | 57288 |
| Retail Cost | FREE | \$ 1,499.99 | \$ 2,731.34 | \$ 4,504.32 | \$ 4,504.32 |
| Weight | N/A | 4.4 Lbs | 4.9 Lbs | 9.3 Lbs | 13.9 Lbs |
| Zoom | YES | YES | NO | NO | NO |
| Resolution | 1080p | 800 x 600 | 720 x 480 | 640 x 480 | 1024 x 768 |
| Connection type | 200' wireless | 200' wireless, USBC | Corded | Corded | Corded |
| Mounts To Reel | YES w/ tablet mount | YES | Some | NO | NO |
| Run time | 8 Hours | 8 Hours | 3 Hours | 3 hours | 4.5 Hours (w/ 2 packs) |
| Backlit Buttons | N/A | YES | NO | NO | NO |
| Video Storage/Transfer | 500GB via control hub, USB, mobile device | 500GB via control hub, USB, mobile device | USB | 128 GB, USB | USB |
| Warranty | N/A | 5 Year | 1 Year | 1 Year | 1 Year |

On-Board Editing and Wireless Viewing



- **4X DIGITAL ZOOM: Focus on Point of Interest**
 - Image Enhance Delivers Unmatched Diagnostic Capability
 - 8" LCD Screen Displays Bright, Clear Picture
 - Adjustable LED Output for Optimized Visibility



- **Optimized Viewing For Any Scenario**
 - Wireless Range Up To 200'
 - Mounts To Reels For Stable And Secure Viewing
 - Impact Rated Screen Protects against Harsh Environment



- **Easily Store, Edit, And Share Recordings**
 - Save recordings directly to M18™ 500GB Control Hub
 - Trim video length for smaller video sizes
 - Share previously saved jobs to USB Stick





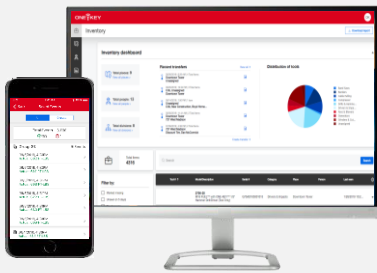
Track



- **Track Tools Anywhere**
 - Locate tools using embedded Bluetooth technology
 - Take advantage of the industry's largest tracking network
 - Receive notifications when missing tools are found



Manage



- **Manage Important Tool Information**
 - Upload purchase information
 - Store service documents
 - Set recurring service reminders



Secure



- **Secure Lost or Stolen Tools**
 - Shut down tools, preventing unwanted use
 - Remotely lock out lost or stolen tools when they come in range of the One-Key network
 - Receive notifications when tools become locked





Nothing but **HEAVY DUTY.**[®]

- **Overview/Target Users & Applications**
- **Modular Pipeline System User Needs**
- **Reel & Viewing Systems Walkarounds**
- **Set-Up Info**



MILWAUKEE® MODULAR PIPELINE INSPECTION SYSTEM

Pricing & Setup Info

Pricing

| Item# | Product Name | UPC (DPL) | List Price (DPL) | 50% Off Cost (DPL) | HD Cost (DPL) | Suggested Retail | iMAP |
|------------|--|--------------|------------------|--------------------|---------------|------------------|-------------|
| 2970-20 | M18™ 500gb Control Hub Bare Tool | 045242540266 | \$ 6,225.99 | \$ 3,113.00 | \$ 2,999.99 | \$ 3,749.99 | \$ 3,749.99 |
| 2971-20 | M18™ Wireless Monitor Bare Tool | 045242540242 | \$ 2,499.99 | \$ 1,250.00 | \$ 1,199.99 | \$ 1,499.99 | \$ 1,499.99 |
| 2973-20 | Milwaukee® 120' Pipeline Inspection Reel | 045242540211 | \$ 7,255.99 | \$ 3,628.00 | \$ 3,499.99 | \$ 4,379.99 | \$ 4,379.99 |
| 2973-22 | M18™ 120' Pipeline Inspection System | 045242540228 | \$ 10,975.99 | \$ 5,488.00 | \$ 5,299.99 | \$ 6,629.99 | \$ 6,629.99 |
| 2974-20 | Milwaukee® 200' Pipeline Inspection Reel | 045242540181 | \$ 11,820.99 | \$ 5,910.50 | \$ 5,699.99 | \$ 7,129.99 | \$ 7,129.99 |
| 2974-22 | M18™ 200' Pipeline Inspection System | 045242540198 | \$ 15,538.99 | \$ 7,769.50 | \$ 7,499.99 | \$ 9,379.99 | \$ 9,379.99 |
| 48-53-2970 | Milwaukee® Tablet Mount | 045242551927 | \$ 76.99 | \$ 38.50 | \$ 36.92 | \$ 45.99 | \$ 45.99 |

Shipping

| Item# | Buy PK QTY | Product Length (in) | Product Height (in) | Product Width (in.) | Product Weight (lbs) | Package Height (in) (DPL) | Package Width (in.) (DPL) | Package Depth (in) (DPL) | Package Weight (lbs) (DPL) | Country of Origin Name | Harmonization Code |
|------------|------------|---------------------|---------------------|---------------------|----------------------|---------------------------|---------------------------|--------------------------|----------------------------|------------------------|--------------------|
| 2970-20 | 1 | 12.2 | 13.5 | 13 | 7.8 | 15.25 | 10.75 | 15.75 | 7.36 | PRC | 8521900000 |
| 2971-20 | 1 | 6.1 | 8.8 | 9.4 | 4.4 | 10.875 | 8.75 | 11 | 4.75 | PRC | 8521900000 |
| 2973-20 | 1 | 13.3 | 22.7 | 17.8 | 25.4 | 18.25 | 22 | 29.5 | 25.62 | PRC | 8521900000 |
| 2973-22 | 1 | 14.3 | 22.7 | 17.8 | 35.6 | 18.25 | 22 | 29.5 | 40.1 | PRC | 8521900000 |
| 2974-20 | 1 | 19 | 28.5 | 21.9 | 48.4 | 20.5 | 27.75 | 34.25 | 41.85 | PRC | 8521900000 |
| 2974-22 | 1 | 19.6 | 28.5 | 21.9 | 57.6 | 20.5 | 27.75 | 34.25 | 56.26 | PRC | 8521900000 |
| 48-53-2970 | 1 | 3.7 | 6.7 | 9.3 | 1.1 | 8 | 4 | 9.875 | 1.5 | PRC | 8528592500 |