

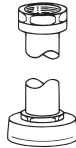
## Flush Connections and Flanges

### Complete Flush Connection Assemblies Chrome Plate Finish for Exposed Installations

**Code No. Part No. Description**

**For Models 110/111**

|                |          |                               |
|----------------|----------|-------------------------------|
| <b>0393007</b> | V-600-AA | CP Vacuum Breaker 1-1/2" x 9" |
| <b>0306146</b> | F-5-AT   | CP Spud Coupling 1-1/2" x 3"  |



**For Model 113**

|                |          |                                    |
|----------------|----------|------------------------------------|
| <b>0393008</b> | V-600-AA | CP Vacuum Breaker 1-1/2" x 13-1/2" |
| <b>0306146</b> | F-5-AT   | CP Spud Coupling 1-1/2" x 3"       |

**For Model 114**

|                |          |                                    |
|----------------|----------|------------------------------------|
| <b>0393011</b> | V-600-AA | CP Vacuum Breaker 1-1/2" x 32-1/2" |
| <b>0306146</b> | F-5-AT   | CP Spud Coupling 1-1/2" x 3"       |

**For Model 115**

|                |          |                                    |
|----------------|----------|------------------------------------|
| <b>0393009</b> | V-600-AA | CP Vacuum Breaker 1-1/2" x 21-1/2" |
| <b>0306146</b> | F-5-AT   | CP Spud Coupling 1-1/2" x 3"       |

**For Model 116**

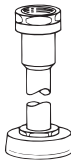
|                |          |                                    |
|----------------|----------|------------------------------------|
| <b>0393010</b> | V-600-AA | CP Vacuum Breaker 1-1/2" x 24-1/2" |
| <b>0306146</b> | F-5-AT   | CP Spud Coupling 1-1/2" x 3"       |

**For Model 117**

|                |          |                                    |
|----------------|----------|------------------------------------|
| <b>0393009</b> | V-600-AA | CP Vacuum Breaker 1-1/2" x 21-1/2" |
| <b>0306146</b> | F-5-AT   | CP Spud Coupling 1-1/2" x 3"       |

**For Model 180**

|                |          |                               |
|----------------|----------|-------------------------------|
| <b>0393006</b> | V-600-AA | CP Vacuum Breaker 1-1/4" x 9" |
| <b>0306140</b> | F-5-AU   | CP Spud Coupling 1-1/4" x 3"  |

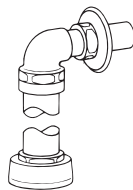


**For Model 186**

|                |          |                                |
|----------------|----------|--------------------------------|
| <b>0393004</b> | V-600-AA | CP Vacuum Breaker 3/4" x 9"    |
| <b>0306125</b> | F-5-AW   | CP Spud Coupling 3/4" x 2-1/2" |

**For Model 300/310**

|                |          |                                 |
|----------------|----------|---------------------------------|
| <b>0306060</b> | F-2-AU   | CP Coupling 1-1/4"              |
| <b>0306146</b> | F-5-AT   | CP Spud Coupling 1-1/2" x 3"    |
| <b>0306196</b> | F-7      | CP Flange w//Prongs 1" x 2-3/4" |
| <b>0306209</b> | F-7      | CP Flange Flat 1-1/4" x 3-1/8"  |
| <b>0306555</b> | F-21-AA  | Elbow 1-1/2" x 1-1/4" x 4"      |
| <b>0393007</b> | V-600-AA | CP Vacuum Breaker 1-1/2" x 9"   |
| <b>0396009</b> | F-43-A   | CP Outlet & Street El 1"        |
| <b>0396093</b> | F-101    | CP Outlet                       |



**For Model 320**

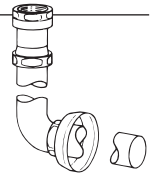
|                |          |                                  |
|----------------|----------|----------------------------------|
| <b>0301149</b> | A-35     | Reducer Bushing 1" NPT x 3/4 NPT |
| <b>0306052</b> | F-2-AW   | CP Coupling Assembly 3/4"        |
| <b>0306125</b> | F-5-AW   | CP Spud Coupling 3/4" x 2-1/2"   |
| <b>0306188</b> | F-7      | CP Flange Flat 3/4" x 2-23/32"   |
| <b>0306343</b> | F-15-A   | CP Elbow Tail Assembly 3/4" x 4" |
| <b>0393004</b> | V-600-AA | Vacuum Breaker 3/4" x 9"         |
| <b>0396009</b> | F-43-A   | CP Outlet & Street El 1"         |
| <b>0396093</b> | F-101    | CP Outlet 1-1/2" x 4-1/2"        |

### Complete Flush Connection Assemblies Chrome Plate Finish for Exposed Installations (continued)

**Code No. Part No. Description**

**For Model 120**

|                |         |                               |
|----------------|---------|-------------------------------|
| <b>0306093</b> | F-2-AT  | CP Coupling 1-1/2"            |
| <b>0393003</b> | V-600-A | CP Vacuum Breaker             |
| <b>0396293</b> | F-109   | CP Tube 1-1/2" x 8" x 5" Bend |
| <b>0306146</b> | F-5-AT  | CP Spud Coupling 1-1/2" x 3"  |



**For Model 121**

|                |         |                                |
|----------------|---------|--------------------------------|
| <b>0306093</b> | F-2-AT  | CP Coupling 1-1/2"             |
| <b>0393003</b> | V-600-A | CP Vacuum Breaker              |
| <b>0396316</b> | F-109   | CP Tube 1-1/2" x 13" x 5" Bend |
| <b>0306146</b> | F-5-AT  | CP Spud Coupling 1-1/2" x 3"   |

**For Model 122**

|                |         |                                |
|----------------|---------|--------------------------------|
| <b>0306093</b> | F-2-AT  | CP Coupling 1-1/2"             |
| <b>0393003</b> | V-600-A | CP Vacuum Breaker              |
| <b>0396322</b> | F-109   | CP Tube 1-1/2" x 21" x 5" Bend |
| <b>0306146</b> | F-5-AT  | CP Spud Coupling 1-1/2" x 3"   |

**For Model 136**

|                |          |                                |
|----------------|----------|--------------------------------|
| <b>0393038</b> | V-600-AA | CP Vacuum Breaker 1-1/2" x 36" |
| <b>0306146</b> | F-5-AT   | CP Spud Coupling 1-1/2" x 3"   |

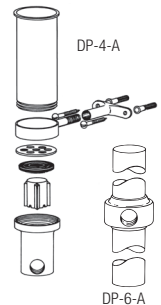
**For Model 137**

|                |         |                              |
|----------------|---------|------------------------------|
| <b>0306093</b> | F-2-AT  | CP Coupling 1-1/2"           |
| <b>0393003</b> | V-600-A | CP Vacuum Breaker            |
| <b>0396339</b> | F-109   | CP Tube 1-1/2" x 36" x 5"    |
| <b>0306146</b> | F-5-AT  | CP Spud Coupling 1-1/2" x 3" |

### Drip Pocket Flush Connection Assemblies and Parts

**DP-4-A Includes:**

|                |           |   |
|----------------|-----------|---|
| <b>0330015</b> | DP-4-A    | Drip Pocket                                       |
| <b>0330026</b> | DP-1002-A | Float & Seat Repair Kit For DP-4-A                |
| <b>0330002</b> | DP-2-A    | Drip Pocket Wall Support (Available upon request) |



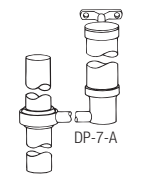
**DP-6-A Includes:**

|                |        |                            |
|----------------|--------|----------------------------|
| <b>0330021</b> | DP-6-A | 1-1/2" x 18-1/2" CP Outlet |
|----------------|--------|----------------------------|

**DP-7-A Includes:**

|                |        |                              |
|----------------|--------|------------------------------|
| <b>0330002</b> | DP-2-A | D.P. Wall Support            |
| <b>0330015</b> | DP-4-A | Drip Pocket Assembly         |
| <b>0330021</b> | DP-6-A | Drip Pocket Flush Connection |
| <b>0330004</b> | F-33   | Extension Nipple             |

Use on the following flush valve: 118



**Special F-33 Includes:**

|                |      |                      |
|----------------|------|----------------------|
| <b>0330004</b> | F-33 | Extension for DP-4-A |
|----------------|------|----------------------|



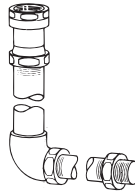
## Flush Connections and Flanges

### Complete Flush Connection Assemblies Rough Brass Finish for Concealed Installations

| Code No.             | Part No. | Description              |
|----------------------|----------|--------------------------|
| <b>For Model 150</b> |          |                          |
| 0323011              | V-500-A  | RB Vacuum Breaker        |
| 0306087              | F-2-A    | RB 1-1/2" Coupling w/S30 |
| 0306569              | F-22     | RB Outlet 1" NPT Female  |

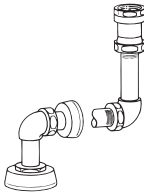
#### For Model 152

|         |          |  |
|---------|----------|--|
| 0323177 | V-500-AA | RB Vacuum Breaker 1-1/2" x 22" w/ 3" Score |
| 0206146 | F-21     | RB 1-1/2" El Double Male Slip              |
| 0306091 | F-2-A    | RB 1-1/2" Coupling w/S21                   |
| 0306619 | F-2-AA   | RB Two Sets F-2-A 1-1/2" Coupling          |
| —       | F-100    | RB Outlet - Specify Size                   |



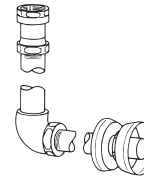
#### For Model 153/155

|         |          |                                      |
|---------|----------|--------------------------------------|
| 0206146 | F-21     | RB 1-1/2" El Double Male Slip        |
| 0306146 | F-5-AT   | CP Spud Coupling 1-1/2" x 3"         |
| 0306237 | F-7      | CP Flange w/Prongs 1-1/2" x 2-3/4"   |
| 0306400 | F-15-A   | CP Elbow 1-1/2" x 4"                 |
| 0306619 | F-2-AA   | RB Two Sets F-2-A 1-1/2" SJ Coupling |
| 0323176 | V-500-AA | 1-1/2" x 17-1/2" w/ 3" Score         |
| —       | F-102    | CP Outlet - Specify Size             |



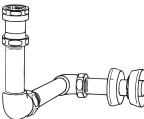
#### For Model 154

|         |          |   |
|---------|----------|---|
| 0206146 | F-21     | RB 1-1/2" El Double Male Slip             |
| 0306091 | F-2-A    | RB 1-1/2" Coupling w/S21                  |
| 0306146 | F-5-AT   | CP Spud Coupling 1-1/2" x 3"              |
| 0306237 | F-7      | CP Flange 1-1/2" x 2-3/4" w/Prongs        |
| 0306619 | F-2-AA   | RB Two Sets F-2-A 1-1/2" SJ Coupling      |
| 0323177 | V-500-AA | RB Vacuum Breaker 1-1/2" x 22 w/ 3" Score |
| —       | F-102    | CP Outlet - Specify Size                  |



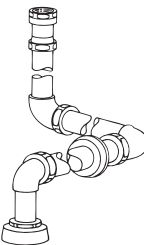
#### For Model 140

|         |          |  |
|---------|----------|--|
| 0206146 | F-21     | RB 1-1/2" El Double Male Slip                  |
| 0306146 | F-5-AT   | CP Spud Coupling 1-1/2" x 3"                   |
| 0306237 | F-7      | CP Flange w/Prongs 1-1/2" x 2-3/4"             |
| 0306619 | F-2-AA   | RB Two Sets F-2-A 1-1/2" SJ Coupling           |
| 0306688 | F-25-A   | RB Elbow/Tail 1-1/2" x 10" C/E w/ 3" Score     |
| 0323188 | V-500-AA | RB Vacuum Breaker 1-1/2" x 11-1/2" w/ 3" Score |
| —       | F-102    | CP Outlet - Specify Size                       |



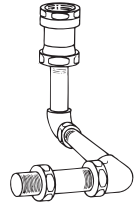
#### For Model 142

|         |          |   |
|---------|----------|---|
| 0206146 | F-21     | RB 1-1/2" El Double Male Slip             |
| 0306146 | F-5-AT   | CP Spud Coupling 1-1/2" x 3"              |
| 0306237 | F-7      | CP Flange w/Prongs 1-1/2" x 2-3/4"        |
| 0306400 | F-15-A   | CP Elbow 1-1/2" x 4"                      |
| 0306619 | F-2-AA   | RB Two Sets F-2-A 1-1/2" SJ Coupling      |
| 0306688 | F-25-A   | RB Elbow/Tail 1-1/2" x 10 C/E w/ 3" Score |
| 0323207 | V-500-AA | RB Vacuum Breaker 1-1/2" x 6" w/ 3" Score |
| —       | F-102    | CP Outlet - Specify Size                  |



### Complete Flush Connection Assemblies Rough Brass Finish for Concealed Installations (continued)

| Code No.             | Part No. | Description                                   |
|----------------------|----------|---|
| <b>For Model 143</b> |          |   |
| 0206146              | F-21     | RB 1-1/2" El Double Male Slip                 |
| 0306091              | F-2-A    | RB 1-1/2" Coupling w/S21                      |
| 0306619              | F-2-AA   | RB Two Sets F-2-A 1-1/2" SJ Coupling          |
| 0306688              | F-25-A   | RB Elbow/Tail 1-1/2" x 10" C/E w/ 3" Score    |
| 0323188              | V-500-AA | RB Vacuum Breaker 1-1/2" x 11-1/2 w/ 3" Score |
| —                    | F-100    | RB Outlet - Specify Size                      |

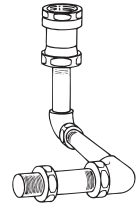


#### For Model 144

|         |          |   |
|---------|----------|---|
| 0206146 | F-21     | RB 1-1/2" El Double Male Slip                 |
| 0306091 | F-2-A    | RB 1-1/2" Coupling w/S21                      |
| 0306619 | F-2-AA   | RB Two Sets F-2-A 1-1/2" SJ Coupling          |
| 0306688 | F-25-A   | RB Elbow/Tail 1-1/2" x 10" C/E w/ 3" Score    |
| 0323208 | V-500-AA | RB Vacuum Breaker 1-1/2" x 7-1/2" w/ 3" Score |
| —       | F-100    | RB Outlet - Specify Size                      |

#### For Model 192

|         |          |  |
|---------|----------|--|
| 0206146 | F-21     | RB 1-1/2" El Double Male Slip                  |
| 0306140 | F-5-AU   | CP Spud Coupling                               |
| 0306237 | F-7      | CP Flange w/Prongs 1-1/2" x 2-3/4"             |
| 0306472 | F-15-A   | CP Elbow/Tail 1-1/2" x 1-1/4" x 4"             |
| 0306619 | F-2-AA   | RB Two Sets F-2-A 1-1/2" SJ Coupling           |
| 0323188 | V-500-AA | RB Vacuum Breaker 1-1/2" x 11-1/2" w/ 3" Score |
| —       | F-102    | CP Outlet - Specify Size                       |



#### For Model 195

|         |          |                                  |
|---------|----------|----------------------------------|
| 0306054 | F-2-AW   | RB Coupling 3/4"                 |
| —       | F-15-A   | Specify Size                     |
| 0323003 | V-500-AA | RB Vacuum Breaker 3/4" x 10-1/2" |

#### For Model 197

|         |          |                                  |
|---------|----------|----------------------------------|
| 0306125 | F-5-AW   | CP Spud Coupling 3/4" x 2-1/2"   |
| 0306186 | F-7      | CP Flange 3/4" x 2-3/4"          |
| 0306375 | F-15-A   | CP Elbow/Tail 3/4" x 5"          |
| 0306376 | F-15-A   | CP Elbow/Tail 3/4" x 14"         |
| 0323003 | V-500-AA | RB Vacuum Breaker 3/4" x 10-1/2" |

#### For Model 190

|         |          |   |
|---------|----------|---|
| 0206146 | F-21     | RB 1-1/2" El Double Male Slip                 |
| 0306059 | F-2-AU   | RB Coupling 1-1/4"                            |
| 0306088 | F-2-AT   | RB Coupling 1-1/2"                            |
| 0306091 | F-2-A    | RB 1-1/2" Coupling w/S21                      |
| 0323188 | V-500-AA | RB Vacuum Breaker 1-1/2" x 11-1/2" w/3" Score |
| —       | F-110    | Specify Size                                  |

