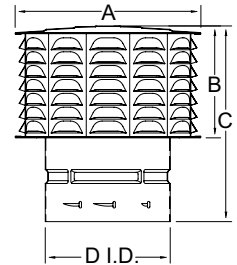
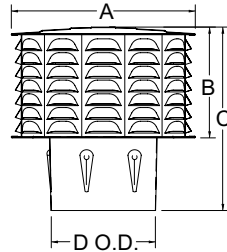




## RAIN CAPS

- Used as a ventilation cap as well as a Type B gas vent termination
- Protects against wind conditions that can cause gases to spill back into the structure through the appliance draft hood
- UL-listed, and its patented design of ports and baffles keep rain and debris out of the vent
- Permits termination of vents at the minimum height necessary above the roof surface

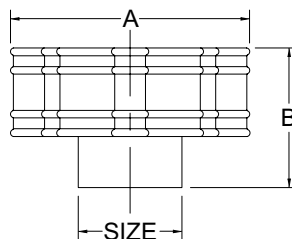


**Model CW Universal Cap - Round**

PART #	SIZE	A	B	C	D - O.D.
3CW	3"	6 3/4"	2 7/8"	4 3/4"	2 3/4"
4CW	4"	6 3/4"	4 3/8"	6 1/2"	3 7/8"
5CW	5"	9 7/8"	4 5/16"	7 3/8"	4 3/4"
6CW	6"	9 7/8"	5 3/4"	9"	5 3/4"
7CW	7"	12 7/8"	6 3/8"	9 3/16"	6 3/4"
8CW	8"	12 7/8"	7"	10"	7 5/8"

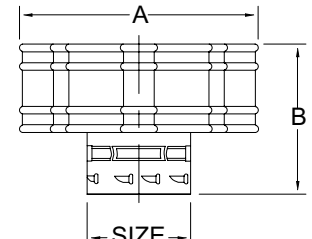
**Model ECW or RCW Snap-Lock Cap - Round**

PART #	SIZE	A	B	C	D - O.D.
3ECW	3"	6 3/4"	2 7/8"	5 5/16"	3 1/2"
4ECW	4"	6 3/4"	4 3/8"	7"	4 1/2"
5ECW	5"	9 7/8"	4 5/16"	7 3/8"	5 1/2"
6ECW	6"	9 7/8"	5 3/4"	9"	6 1/2"
7RCW	7"	12 7/8"	6 3/8"	9 1/2"	8"
8RCW	8"	12 7/8"	7"	10 5/16"	9"



**Model C Universal Cap - Round**

PART #	SIZE	A	B
9C	9"	15 3/4"	7 1/2"
10C	10"	15 3/4"	7 1/2"
12C	12"	19"	9"
14C	14"	22"	11"
16C	16"	25"	12"
18C	18"	28 1/4"	13 1/2"
20C	20"	31 1/2"	15"
22C	22"	34 1/2"	16 1/2"
24C	24"	37 3/4"	18"
26C	26"	42"	19 1/2"
28C	28"	44"	21"
30C	30"	48"	22 1/2"



**Model RC Snap-Lock Cap - Round**

PART #	SIZE	A	B
9RC	9"	15 3/4"	7 1/2"
10RC	10"	15 3/4"	7 1/2"
12RC	12"	19"	9"
14RC	14"	22"	11"
16RC	16"	25"	12"
18RC	18"	28 1/4"	13 1/2"
20RC	20"	31 1/2"	15"
22RC	22"	34 1/2"	16 1/2"
24RC	24"	37 3/4"	18"
26RC	26"	42"	19 1/2"
28RC	28"	44"	21"
30RC	30"	48"	22 1/2"