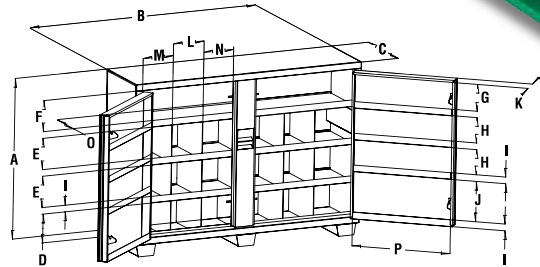


## Parts/Fittings Cabinet



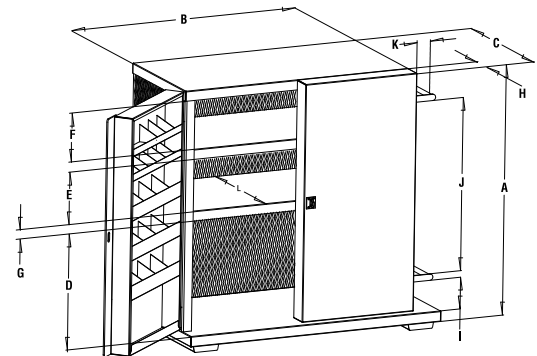
- Recessed and concealed lock protector inhibits forced entry and corrosion to lock.
- Flush-mounted doors.
- Finger-groove door handles.
- Front-door storage.
- Hemmed (reinforced) high-strength shelves.
- Continuous, non-removable hinge pins to prevent theft.
- Angled handle recess to prevent pinch points.
- Three 3-1/2" high support skids.
- Eighteen (18) individual separate parts storage compartments.
- Weather-resistant design.
- Recommend #1 and #5 Masterlock padlocks or equivalent.

CAT. NO.	UPC NO.	CAPACITY FT <sup>3</sup>	DIMENSIONS																WEIGHT	
			A	B	C	D	E	F	G	H	I	J	K	L	M	N	O	P	LBS.	kg
2072	07484	40	48"	72"	20"	8.5"	9"	9"	8"	7.5"	2"	12"	3"	10"	10"	9.5"	16.5"	29	406	184

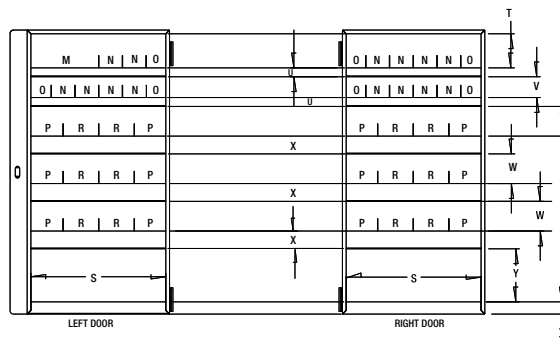
## Mesh Cabinet



- High-visibility mesh screen on three (3) sides.
- Forty-eight (48) smaller, individual compartments, enabling storage of smaller tools and accessories.
- Platform for shovels, picks, brooms and other long-handle tools.
- Sturdy handle for mobility.
- Supplied with two (2) swivel casters and two (2) rigid 4" (102 mm) casters for easy mobility (Model 696).
- Recommend #1 and #5 Masterlock padlocks or equivalent.



Included



CAPACITY			DIMENSIONS																				WEIGHT						
CAT. NO.	UPC NO.	FT³	A	B	C	D	E	F	G	H	I	J	K	L	M	N	O	P	R	S	T	U	V	W	X	Y	Z	LBS.	kg
5060MESH	04460	37.3	52"	48"	28"	22"	10.5"	10"	2"	4"	5"	35"	5.5"	23"	11.5"	4"	3"	5.5"	6"	23"	5.5"	1.5"	3.5"	5"	3"	9"	2"	401	182