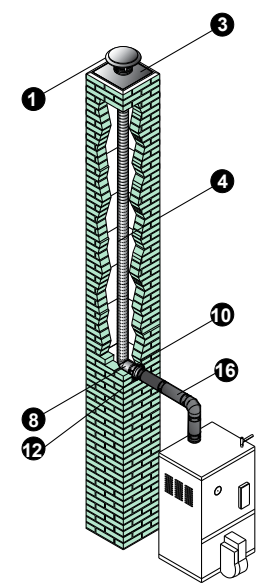
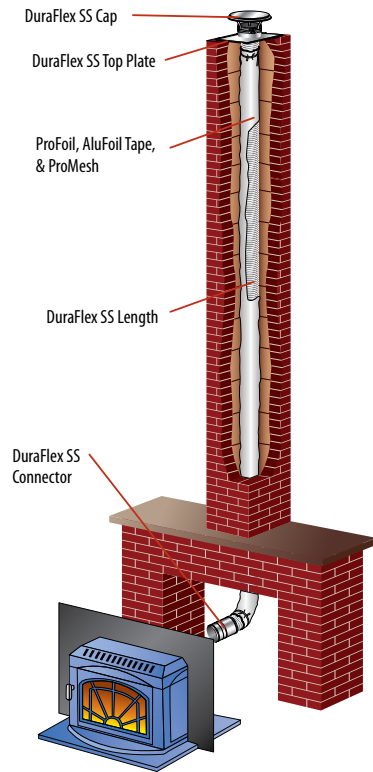


Installation

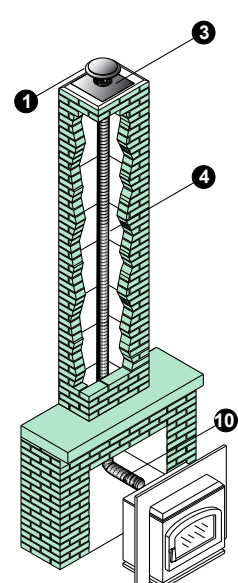
Typical Installations

How To Plan Your Installation

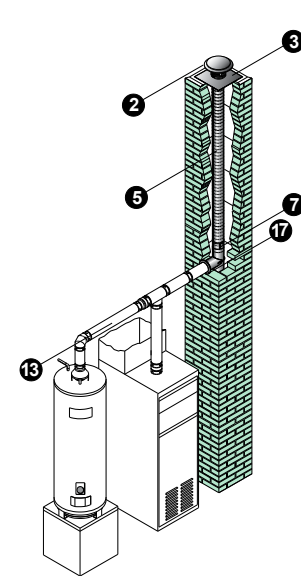
Step 1.	Verify the venting requirements of the appliance used. Choose the liner system appropriate for the appliance and installation.
Step 2.	Refer to the Typical Installations for the type of liner installation similar to your situation. Identify the needed parts for installation.
Step 3.	The size of the liner should match the outlet size on the appliance or the size of the vent/manifold that penetrates into the masonry chimney.
Step 4.	Determine the length of liner needed.
Step 5.	Make sure of a proper fit for the Top Plate of the reliner to provide a secure, leak-proof installation.
Step 6.	If a free-standing appliance is used, select the vent or stovepipe pieces to connect from the appliance to the liner (refer to the appropriate DuraVent catalog section).
Step 7.	Important! Check to be sure the installation complies with all local and national code requirements, including clearance to combustibles. Contact the local building inspector for permit requirements.



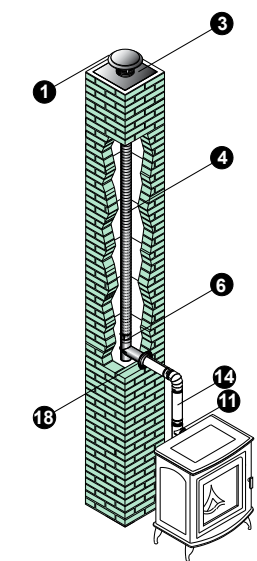
Oil Furnace
DuraFlex SS



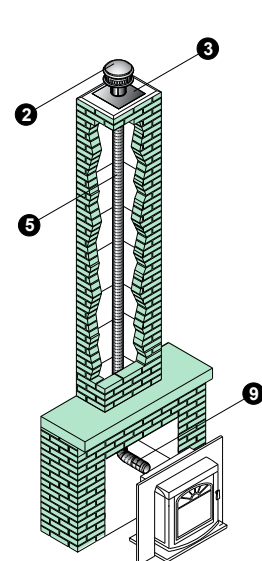
Pellet Insert
DuraFlex SS



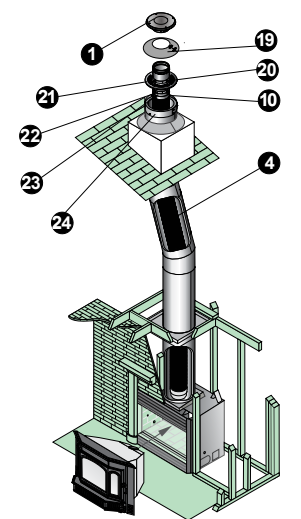
B Vent Manifold
DuraFlex AL



Pellet Stove
DuraFlex SS & PelletVent Pro



Gas Insert
DuraFlex AL



Relining Factory Built
Chimney DuraFlex SS

DuraFlex	
1	DuraFlex SS Cap
2	DuraFlex AL Cap
3	DuraFlex Top Plate
4	DuraFlex SS Length
5	DuraFlex AL Length
6	DuraFlex SS Tee
7	DuraFlex AL Tee
8	DuraFlex Mortar Sleeve
9	DuraFlex AL Coupling
10	DuraFlex SS Connector
11	PelletVent Pro Appliance Adapter
12	DuraBlack Pipe Collar
13	Rigid Type B Gas Vent
14	Rigid PelletVent (L Vent)
15	ProFoil Insulation, AluFoil Tape & ProMesh
16	DVL or DuraBlack Pipe
17	Pipe Collar (B-Vent)
18	Pellet Reduction Collar
19	Storm Collar
20	Support Bracket
21	Ventilation Disk
22	Centering Bracket
23	DuraLiner 12" Length
24	Adjustable Band

• Refer to our Typical Venting Installation drawings to select the appropriate component parts for your installation.
 • The inner pipe diameter should match the outlet size of the appliance.
 • Check the appliance manufacturer's installation instructions to confirm which types of vent configurations are permitted (i.e. horizontal, vertical, chimney reline, etc.). Also, check for any venting restrictions such as maximum horizontal run, minimum and maximum vertical rise, maximum offset, etc.
 • Be fire safe! Use proper support and bracing. Follow local building codes and have your venting system inspected.

The DuraFlex Family Of Flexible Reliners. A Flexible Solution For Any Installation.

Having a choice when making a decision is important. Five different DuraFlex liners and a complete selection of DuraFlex universal components. No matter which flex is right for the situation, there's a DuraVent flex and component to complete the venting system.

DuraFlex SW - A smooth inner-wall, flexible stainless steel chimney liner. A smooth inner wall means there is no output reduction, allowing for full appliance efficiency. Also, the lack of inner ridges (which typically restrict flue gas flow and collect deposits) facilitates cleaning and maintenance. Sure-seal locking seam with superior strength and flexibility. Use with gas, wood pellet, oil, or wood appliances. DuraFlex SW is ideal for relining masonry chimney for wood and gas burning appliances, boilers and water heaters. Listed to UL 1777 and ULC S635.

DuraFlex Pro - The ultimate in flexible steel liners for strength and flexibility. 20% more stainless steel per foot compared to other liners on the market. Its extreme flexibility facilitates problem free installations where multiple offsets are needed. Manufactured of highly corrosion resistant 316 stainless steel. For appliances that use gas, wood pellet, oil, or wood for fuel, including fireplace inserts, furnaces, boilers, and water heaters. Listed to UL 1777 and ULC S635.

DuraFlex 304 and 316 - Lighter, more economical liners. Excellent when there are minimal offsets in the chimney. DuraFlex 304SS and 316SS are intended for wood burning, non-condensing gas and oil fired appliances, such as fireplace inserts, furnaces, boilers, and water heaters. Where greater corrosion resistance is desired, such as coal-fired appliances, DuraFlex 316 is recommended. DuraFlex 304SS and 316SS are listed to UL 1777 and ULC S635.

DuraFlex AL - The aluminum flexible liner designed to meet customer needs... a durable and more flexible product due to a strong seam configuration, which allows for a tighter bending radius to fit in small spaces. A vent to line a masonry chimney when a natural gas, liquid propane Category I, or draft hood appliance is used, including natural gas fireplaces, furnaces, boilers, water heaters, and wall or space heating applications. Listed to UL 1777 and ULC S635.

Contact

Professional Technical Help

DuraVent prides itself on providing the best customer service and technical support in the industry.

Our Customer Support Team is available to answer technical questions.

Monday – Friday
5:30am – 4pm PST | 8:30am – 7pm EST

Tel: 800-835-4429
Fax: 707-446-4740
customerservice@duravent.com



DuraFlex®
Flexible stainless steel
relining for masonry
chimney. UL 1777 and
ULC S635.

Aluminum flexible relining
UL 1777 & ULC S635.

DuraFlex®

Applications

DuraFlex Pro, DuraFlex SW, DuraFlex 304, DuraFlex 316 are flexible relining for masonry chimney. Use with gas, wood pellet, oil, or wood appliances. Applications include: fireplace inserts, furnaces, boilers, and water heaters.

DuraFlex AL is an aluminum flexible relining for masonry chimney. Use with natural gas or liquid propane category I, draft hood equipped appliances, and appliances tested and listed to use Type B Gas Vent. Applications include: natural gas fireplaces, gas-fired furnaces, boilers, water heaters, and wall or space heating applications.

Materials and Construction

DuraFlex Pro - Single-wall .005" 316 stainless steel.
DuraFlex SW - Single-wall .005" 316 stainless steel
DuraFlex 304 - Single-wall .005" 304 stainless steel
DuraFlex 316 - Single-wall .005" 316 stainless steel.
DFAL - .010" aluminum (2-ply of .005").

Clearances

DuraFlex Pro, DuraFlex SW, DuraFlex 304, DuraFlex 316 - 0" clearance for gas, oil, and pellet applications. 1" clearance to masonry for wood-burning applications. Insulation is required for 0" clearance to masonry for wood-burning.
DuraFlex AL - 0" clearance to masonry.

Diameters

DuraFlex Pro: 3" - 12"
DuraFlex SW: 3" - 12"
DuraFlex 304 and 316: 3" - 8"
DuraFlex AL: 3" - 8"

Listings

DuraFlex Pro, DuraFlex SW, DuraFlex 304 and 316: UL Listed to UL 1777(MH45609) and ULC S635 (43-P-02-2).
DuraFlex AL - UL Listed to UL 1777 and ULC S635.



Product List

A Flexible Solution For Any Installation

Having a choice when making a decision is important. DuraVent offers the installer a range of products to make the right decision for the right situation. There are four different DuraFlex liners and a complete selection of DuraFlex universal components. No matter which flex is right for the situation, there's a DuraVent component to complete the venting system.

Customize The Flex You Need

All DuraFlex is available for orders requiring custom lengths (minimum 10' length). DuraFlex Pro and DuraFlex SW also offer 9"-12" diameters when ordered in custom lengths (minimum 10' length). Use Ventinox components for all 9"-12" flex systems. Ovalize the first 4 feet of the liner you purchase. If you need the liner ovalized, be sure to let Customer Service know.

Insulation For Flex

All DuraFlex products must be insulated to meet UL 1777 requirements. See the end of the DuraFlex SS for the insulation section to find information on our offering: TherMix, ProFoil, AluFoil Tape, and ProMesh.

Customize Your Kits

Add exactly the parts you need in your kit. Need a connector with a tee or cap? Customize your kit to get just what you need.

	Relining Factory Built Chimney Kit includes: Cap, Storm Collar, Support Bracket, Ventilation Disk, Centering Bracket, DuraLiner 12" Length, Flex Connector, Flex Length (25' or 35'), Adjustable Band, and Flex Adapter.
	DuraFlex Basic Kit Kit includes: liner choice of DuraFlex Pro, DuraFlex SW, DuraFlex 316 or DuraFlex 304 flex length; plus DuraFlex SS Top Plate, DuraFlex SS Cap, DuraFlex SS Connector.
	DuraFlex Tee Kit Kit includes: liner choice of DuraFlex Pro, DuraFlex SW, DuraFlex 316 or DuraFlex 304 flex length; plus DuraFlex SS Top Plate, DuraFlex SS Cap, and DuraFlex SS Tee with Cap.
	DuraFlex Top Plate/Cap Kit Kit includes: liner choice of DuraFlex Pro or DuraFlex 316 flex length; plus DuraFlex SS Top Plate with welded Storm Collar, DuraFlex SS Cap, and DuraFlex SS Connector.
	Ovalized DuraFlex Pro Top Plate/Cap Kit 6" x 25' or 6" x 35' flex kits include: 4' of the flex ovalized for easy pass through damper opening, welded Top-Plate with clamp, Rain Cap with clamp, and Oval-to-Round Insert Adapter with clamp.
	DuraFlex SW & Pro Lengths Diameters of 3" - 8". Standard and custom lengths - see catalog for details.
	DuraFlex 316 & 304 Lengths Diameters of 3" - 8". Standard and custom lengths - see catalog for details.
	DuraFlex Connector Use to connect DuraFlex SS length to an appliance, rigid length, or flex length. Drip-free connection.
	DuraFlex Reducer Use to connect 5 1/2" DuraFlex SS length to a 6" appliance. May also be used to connect to stovepipe on a through masonry wall installation.
	DuraFlex Tee with Cap Use to attach to DuraFlex SS length with a fast connect band. Removable branch connects tee body with an internal fast connect band.
	Spacer Use to maintain a 1" clearance with flex sections of DuraLiner and DuraFlex SS.

	DuraFlex Top Plate Use to seal top of masonry chimney and support the flex with a fast connect band.
	DuraFlex SS Pre-Formed Top Plate - Square Use to seal top of masonry chimney and support the flex. Not for use with Ventinox flex.
	DuraFlex SS Pre-Formed Top Plate - Rectangle Use to seal top of masonry chimney and support the flex. Not for use with Ventinox flex.
	DuraFlex Cap Use to terminate a relining system at the top of the masonry chimney. Supports flex with a fast connect band. Spark arrestor included. Built-in storm collar.
	DuraFlex Mortar Sleeve Use to protect DuraFlex SS or AL when passing length through a masonry wall.
	DuraFlex Flex Puller Use with a rope to guide DuraFlex SS or AL lengths down masonry chimney.
	DuraFlex Spark Arrestor Use on inside of cap. Optional Spark Arrestor may be required. For 3"-8" diameters. Trim length to fit specific size.
	DuraFlex AL Kit Kit includes: DuraFlex AL Length, DuraFlex AL Cap, DuraFlex Top Plate, and DuraFlex Mortar Sleeve.
	DuraFlex AL - Aluminum Length Use with Category I gas-burning appliances with draft hood. UL 1777 aluminum liner. Flex lengths of 25', 35', and 50'
	DuraFlex AL - Coupler Use to connect DuraFlex AL lengths to PolyPro. To be used on combustion air only- PPS-PAC may be used to secure connection.
	DuraFlex AL Hanger Bracket To secure and hang DuraFlex AL lengths from top of enclosure. To be used on combustion air only. Must be used with FCT Chimney Cap or FK Lining Kit.
	DuraFlex AL Coupling Use to connect DuraFlex AL lengths to appliance, type B gas vent, or flex lengths.

	DuraFlex AL Tee with Cap Use to attach to flex pipe with a fast connect band. Removable branch connects to the tee body with an internal fast connect band.
	DuraFlex AL Top Plate Use to seal the top of the masonry chimney.
	DuraFlex AL Cap Use to terminate a relining system at the top of the masonry chimney. Supports flex with a fast connect band. Designed to fasten to flex length with fast connect band. No screws required.
	DuraFlex Insert Adapter Use to connect DuraFlex SS length to an insert with a flat surfaced outlet. Unique design allows flex with adapter attached to be pulled down into the insert and secured from the inside. Adapter tabs bend outward to allow for attachment to underside of insert top plate.
	Female Flex Adapter Use to connect DuraVent Type B Gas Vent products to DuraFlex AL.
	Male Adapter Use to connect DuraFlex AL to DuraVent Type B Gas Vent products.
	Universal B-Vent to Aluminum Flex Adapter Use to connect DuraFlex AL flex to any brand of B-vent.
	TherMix Use to fill space between a liner and inside masonry chimney. Ready-mix formula cures into a lightweight, semi-hard mass that strengthens a chimney structure.
	ProFoil Use as an insulator for stainless steel liners in masonry chimneys. UL Listed insulation.
	AluFoil Tape Use to seal seams of ProFoil insulation. 2mil aluminum foil tape has strength and adhesion. 3" wide by 15 feet.
	ProMesh Use to protect ProFoil during installation. 304 stainless steel mesh slides over insulated liner. Shrinks to fit liner when pulled lengthwise.

Relining a Factory-Built Chimney Can Now Be Done Safely With a Listed System

DuraVent is the first manufacturer to have a UL-listed relining system for factory-built chimneys to be used with solid-fuel appliances in the USA. When a homeowner installs a wood-burning insert into an existing UL127-listed fireplace, relining the existing chimney is critical for performance and safety.

