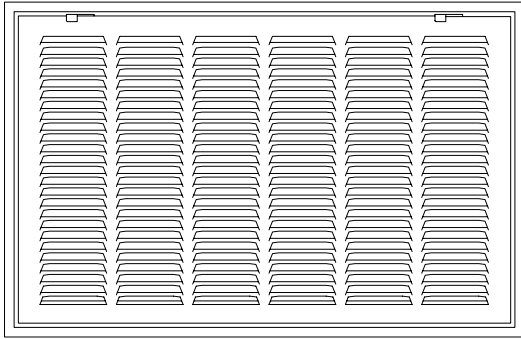




Residential Submittal

Stamped Face Filter Grille

MODEL: FG Series



Standard Features:

- 1/2" spacing dual angular louvers for strength and maximum free area
- Stamped steel face with steel roll formed frame
- Hinged removable face with hinges parallel to longest side
- Hand operated lever for easy filter access and cleaning
- 4-way reversible door on square sizes
- 2-way reversible door on rectangular sizes
- Concealed mounting holes with mounting screws
- Holds up to a 1" filter (not included) with filter retention tabs (FG1)
- Rust resistant pre-coat with durable powder finish
- Soft white

Options:

- 2" Filter capacity (FG2)
- 4" Filter capacity (FG4)

Finishes:

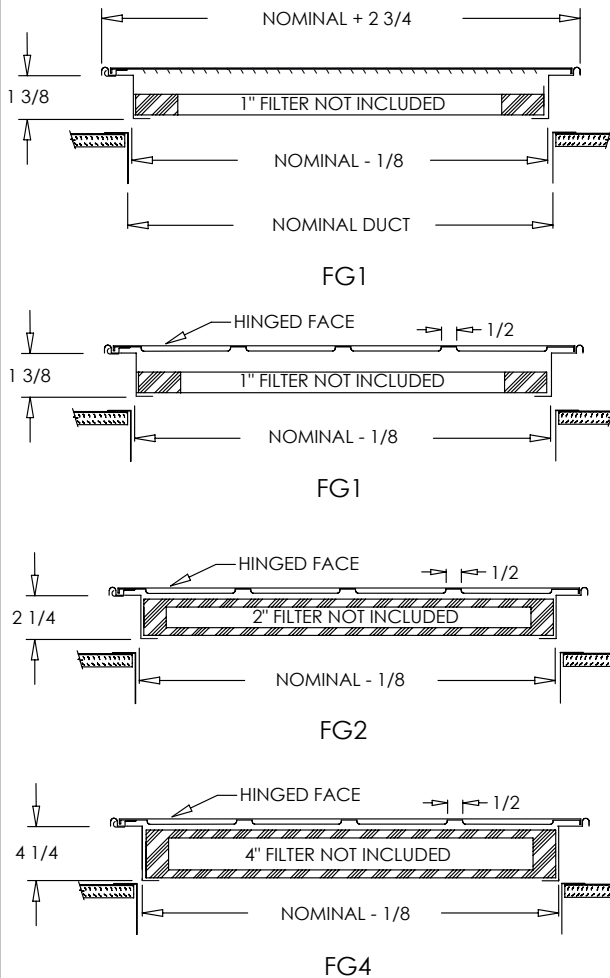
STANDARD COLORS

- Soft White
- Driftwood Tan

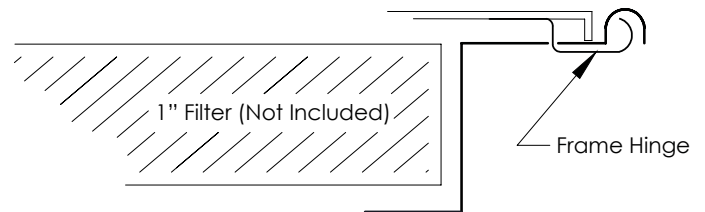
DESIGNER COLORS

- Black
- Bronze
- Storm Gray
- Cement Gray

- Aluminum Paint
- Coffee Tan
- Warm White
- Glossy White



FG1 Frame Detail



Product Notes:

Filter grilles are manufactured 3/16" undersized nominal duct (outside dimension) for ease of installation. Air filter should be 1/4" to 1/2" undersize. Verify with air filter manufacturer for air specification to ensure a proper fit. Shoemaker filter grilles allow for installation of larger thickness filters (we offer 2" and 4" filter depths on specific models) which can reduce pressure drop on the overall system, improving air flow through the heat exchanger and allowing more time between filter changes. Contact customer service for more information.

Additional Information:

Submittal Notes

Project / Location:

Engineer:

Architect:

Contractor: